




ZOOOK WF-02 Wireless Mouse User Guide

[Home](#) » [ZOOOK](#) » ZOOOK WF-02 Wireless Mouse User Guide 

Contents

- [1 ZOOOK WF-02 Wireless Mouse](#)
- [2 Product Information](#)
- [3 Product Usage Instructions](#)
- [4 OVERVIEW](#)
- [5 Charge function instruction](#)
- [6 Data parameter Basic](#)
- [7 FCC Caution](#)
- [8 Documents / Resources](#)

ZOOOK

ZOOOK WF-02 Wireless Mouse



Product Information

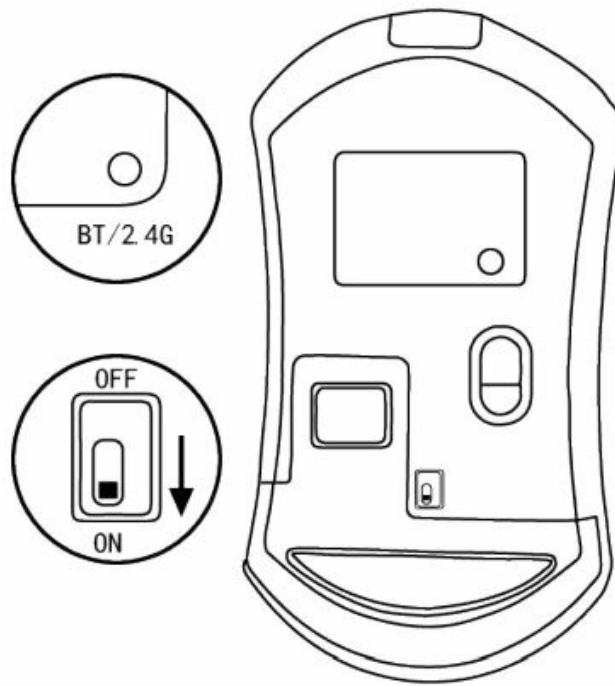
The product complies with part 15 of the FCC Rules, ensuring it meets the regulatory requirements set by the Federal Communications Commission (FCC). It is designed to operate without causing harmful interference and is capable of accepting any interference it may receive, including interference that could potentially disrupt its normal operation.

The device has been evaluated and determined to meet the general Radio Frequency (RF) exposure requirements. This means that it can be safely used in portable conditions without any restrictions regarding RF exposure. It is important to note that any changes or modifications made to the device, which are not expressly approved by the party responsible for compliance, may void the user's authority to operate the equipment. Therefore, it is recommended to use the device as intended and avoid making any unauthorized alterations.

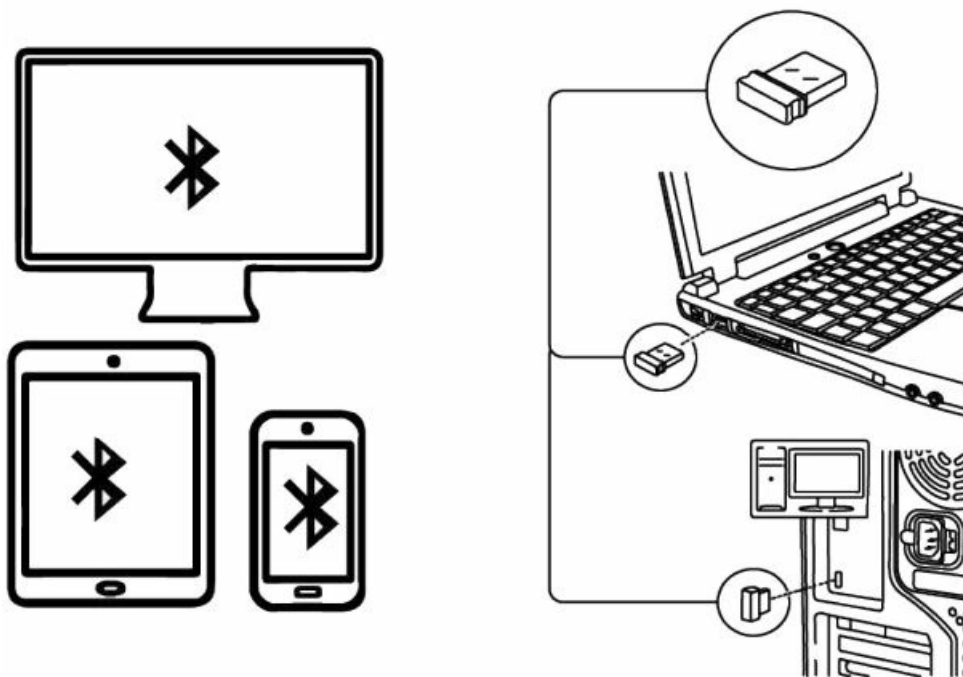
Product Usage Instructions

1. Ensure that the device is used in accordance with the provided user manual and any additional instructions provided by the manufacturer.
2. Do not attempt to make any changes or modifications to the device that have not been expressly approved by the responsible party for compliance.
3. When using the device, be aware of potential interference from other devices or sources. If interference is experienced, try adjusting the device's position or relocating it to minimize the impact.
4. Keep in mind that the device has been evaluated and deemed safe for use in portable conditions without restrictions on RF exposure. However, it is still advisable to maintain a reasonable distance between the device and your body during operation.
5. Follow all applicable regulations and guidelines regarding the use of portable electronic devices in specific environments, such as airplanes or medical facilities.
6. If you have any concerns or questions regarding the device's operation, consult the user manual or contact the manufacturer's customer support for assistance.

OVERVIEW



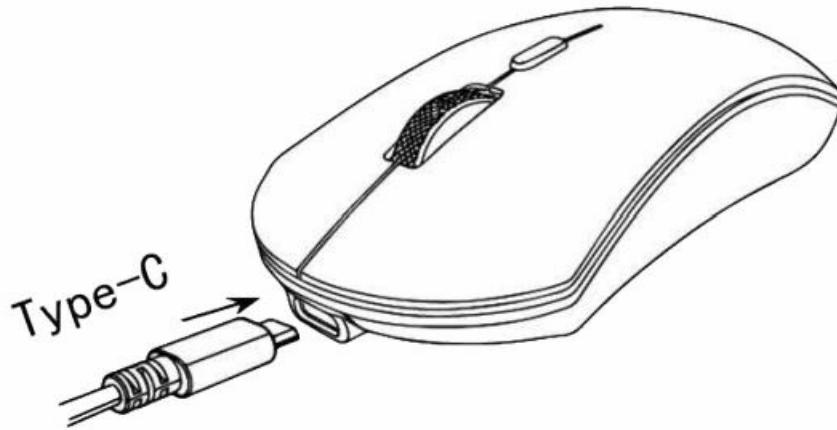
- Turn the power switch to “ON”



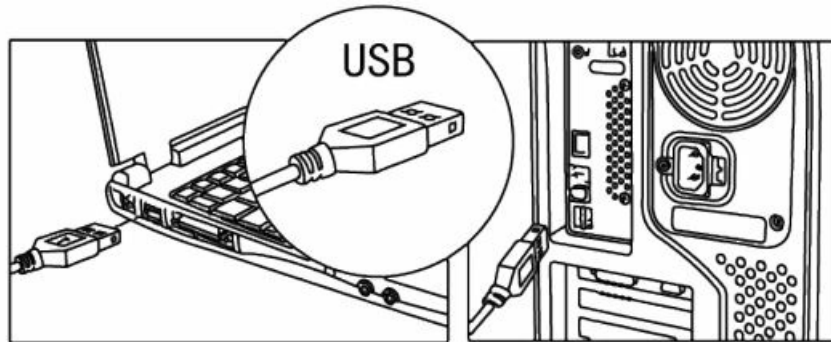
- Bluetooth/2.4G mode is perfectly compatible with your device and supports Windows/Android/MAC OS systems

Charge function instruction

When the battery is insufficient, use the USB cable to connect the mouse charging interface



Charging cable connected to the computer is USB, charging when the red light, the charging process is about 1-2 hours, charging complete the red light goes off



Data parameter Basic

- **Data transmission:** 2Mbps
- **Frequency:** 2402MHz-2480MHz
- **Channel:** 16
- **Engine:** Red optical
- **Distance:** 10m
- **Charging battery:** 3.7V/400mA
- **Voltage:** 3.7V
- **Current:** 20mA
- **Mouse Key life:** Above 3 millions
- **Mouse Size:** 102×57×32mm
- **Mouse Weight:** 79±3g

Step current

- **Working current:** 20mA
- **Standby current:** 1.3mA
- **Dormancy current:** 50uA
- **No receiver state:** 10-25uA

Tracking performance

- **Mouse resolution:** 1600DPI
- **Mouse rate of return:** 250Hz

System requirement:

IBM or compatible computer

- **Windows:** 2000/ME/XP (X64) Vista/7/8/10 Mac OS X (More than V10. 4) Workable USB port

Compensation

1. We stand behind the quality of our mouse and want you to be completely satisfied with your purchase. If you encounter any quality problems with the product within one year of the purchase date, we offer free replacement of the product. Just provide your order information and the problem you encountered. We will verify the issue and arrange for a replacement product for you as soon as possible.
2. In addition, if you are not satisfied with the mouse within 30 days of receiving it, you can return it for a full refund or exchange, no questions asked. We understand that sometimes products may not meet your expectations or needs, and we want to make sure you have a hassle free shopping experience with us. We will verify the issue and arrange for a replacement product for you as soon as possible.
3. If you have any questions, concerns, or feedback about the mouse or our service, please do not hesitate to contact our customer service at any time. We are committed to providing prompt and useful assistance to all customers, and value your confidence and endorsement.
4. The limited warranty does not cover problems or damages caused by the following reasons:
 1. Accidents, misuse, improper operation, or any unauthorized maintenance, modification, or dismantling.
 2. Improper operation or maintenance, violation of the product description during application, or improper connection of the voltage source.

FCC Caution

This device complies with part 15 of the FCC Rules. Operation is subject to the following two conditions: (1) This device may not cause harmful interference, and (2) this device must accept any interference received, including interference that may cause undesired operation. Any Changes or modifications not expressly approved by the party responsible for compliance could void the user's authority to operate the equipment. Note: This equipment has been tested and found to comply with the limits for a Class B digital device, pursuant to part 15 of the FCC Rules. These limits are designed to provide reasonable protection against harmful interference in a residential installation. This equipment generates uses and can radiate radio frequency energy and, if not installed and used in accordance with the instructions, may cause harmful interference to radio communications. However, there is no guarantee that interference will not occur in a particular installation. If this equipment does cause harmful interference to radio or television reception, which can be determined by turning the equipment off and on, the user is encouraged to try to correct the interference by one or more of the following measures:


- Reorient or relocate the receiving antenna.
- Increase the separation between the equipment and receiver.
- Connect the equipment into an outlet on a circuit different from that to which the receiver is connected.
- Consult the dealer or an experienced radio/TV technician for help.

RF warning for Portable device:

The device has been evaluated to meet general RF exposure requirement. The device can be used in portable

exposure condition without restriction.

Documents / Resources

	<p>ZOOOK WF-02 Wireless Mouse [pdf] User Guide 2BC6G-WF-02, 2BC6GWF02, WF-02, WF-02 Wireless Mouse, Wireless Mouse, Mouse</p>
---	--

Manuals+.