




ZITYBEST FGPSF Tabletop Fire Pit User Manual

[Home](#) » [ZITYBEST](#) » ZITYBEST FGPSF Tabletop Fire Pit User Manual 

ZITYBEST FGPSF Tabletop Fire Pit



Contents

- [1 Before You Start](#)
- [2 Know Your Fire Pit](#)
- [3 Specifications](#)
- [4 Installation Instructions](#)
- [5 Documents / Resources](#)
 - [5.1 References](#)
- [6 Related Posts](#)



Before You Start



Please read all instructions carefully and retain it for future reference.



Separate and count all parts and hardware. Read through each step carefully and follow the proper order.



Keep away from children when in use.



Always place the product on a flat, steady and stable surface.



Keep all small parts and packaging materials away from babies and children as they potentially pose a serious choking hazard.



If you are burning firewood or charcoal, make sure that the room is ventilated to avoid dangers such as carbon monoxide poisoning.



We recommend that all items should be assembled near to the area where they will be used.



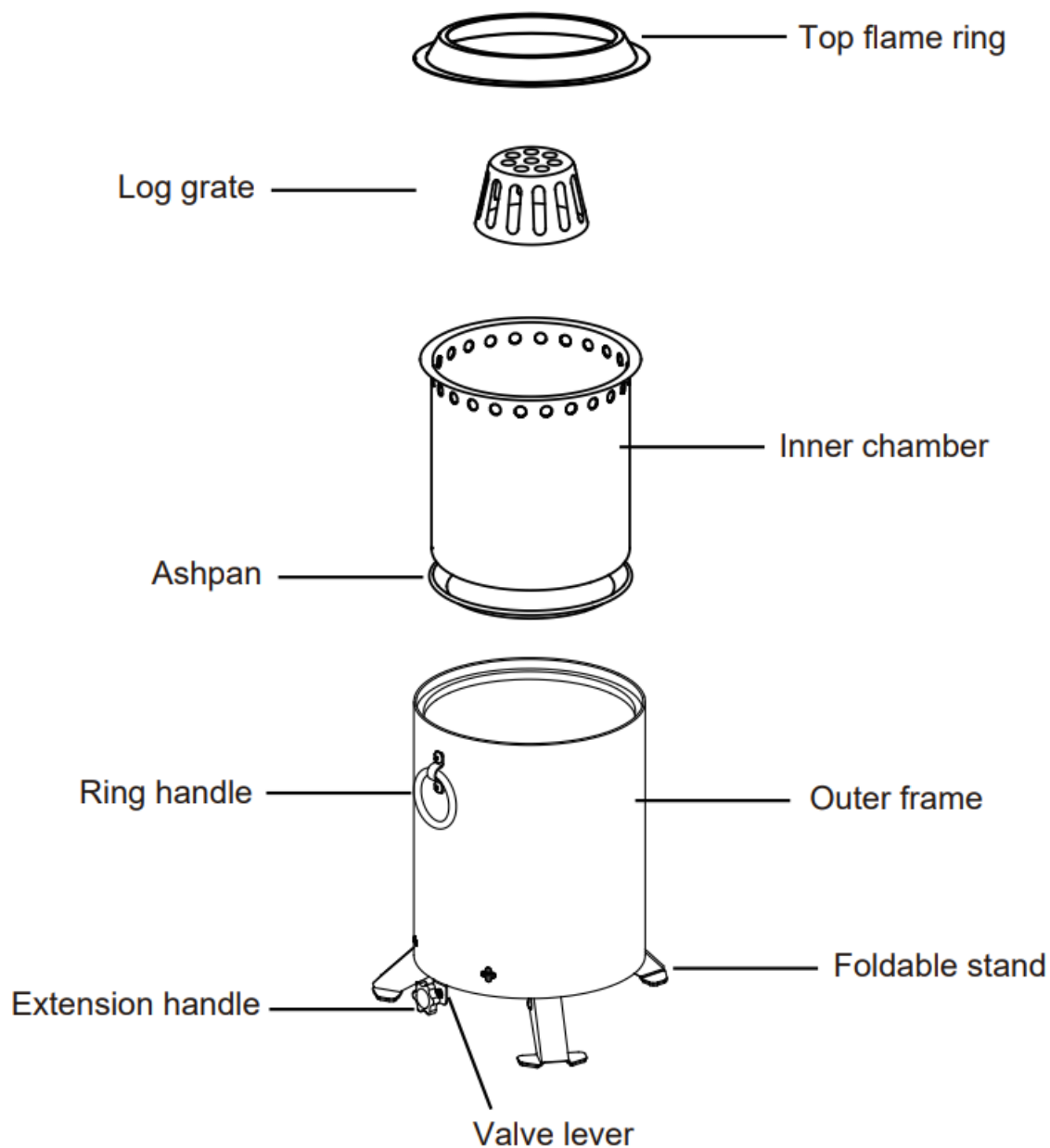
Smokeless stoves have a high surface temperature when burning is complete, please do not touch them directly to avoid burns. Use a tool if you need to move it, or wait for the temperature to drop before touching it.



If there are any problems with the product, or if accessories are missing, please contact us promptly and we will give you a satisfactory solution within 24 hours.



Know Your Fire Pit

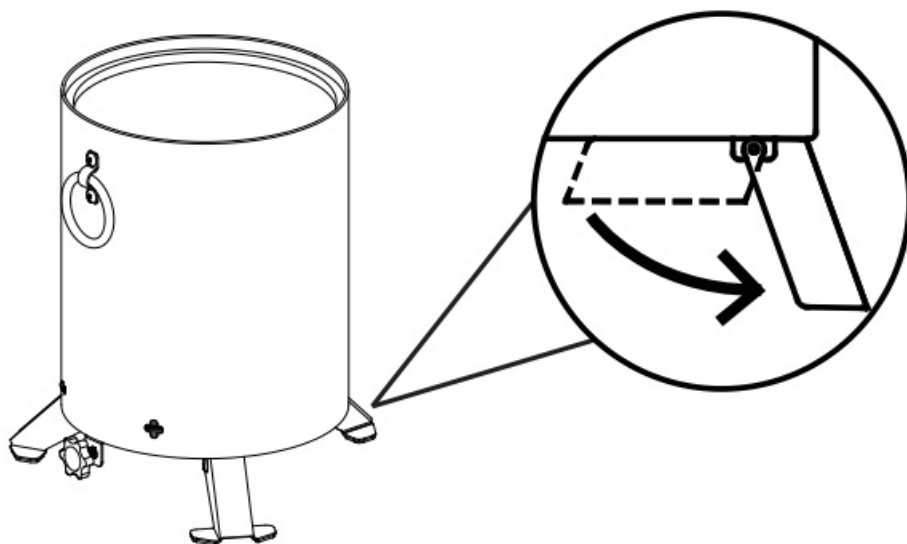


Specifications

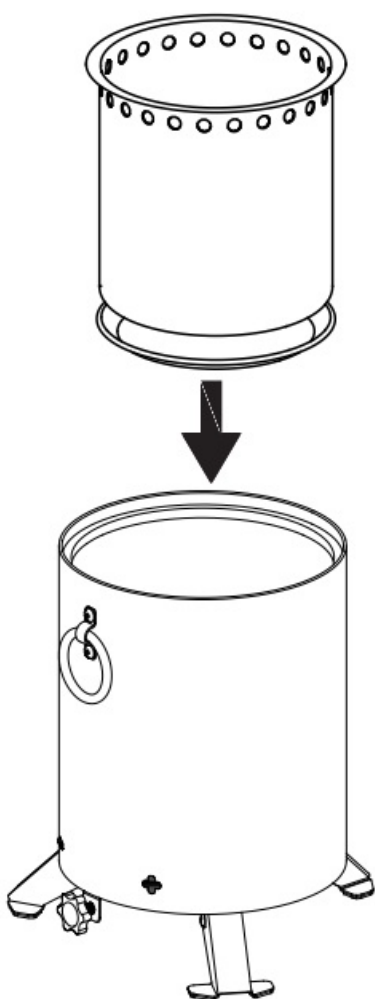
- **HEIGHT**
9.44"(240mm)
- **DIAMETER**
6.3"(160mm)
- **WEIGHT**
4.29 lbs (1.95kg)
- **MATERIALS**
Iron+304 stainless steel

Installation Instructions

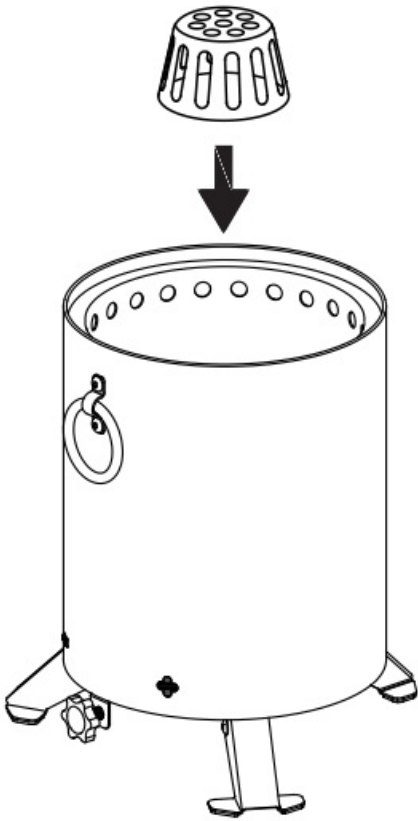
1. Adjust the foldable stands for using



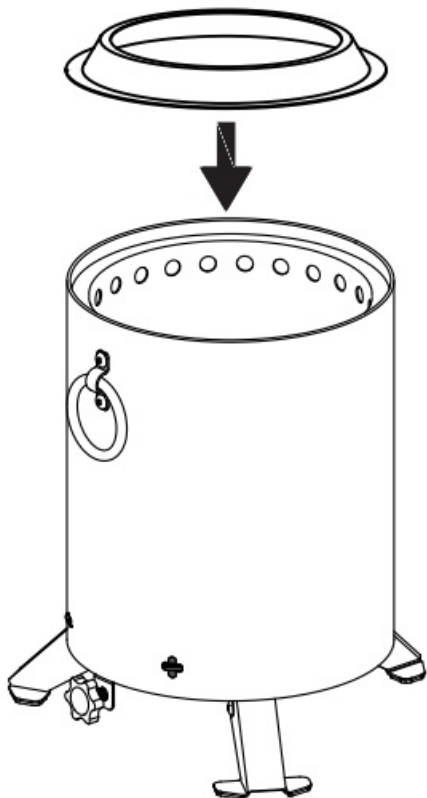
2. Place the inner chamber inside the outer frame for burning or out of it for ash cleaning



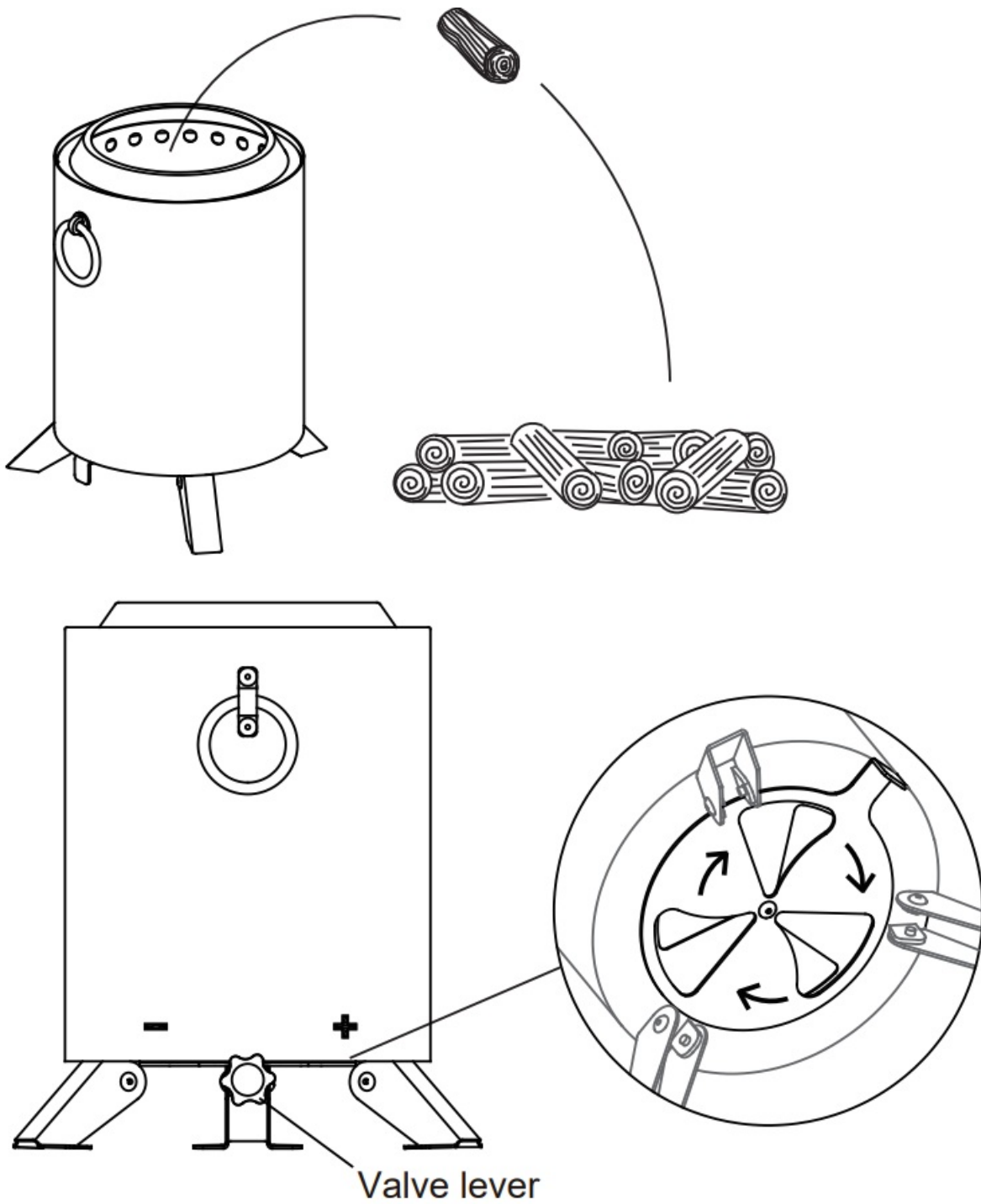
3. Place the log grate into the chamber for combustion




4. Place the flame ring onto the fire pit



5. Place wood logs or pellets into the inner chamber and ignite them after wards, mean while adjust the airflow intake to get different burning effect (Strong or weak or off) by sliding the valve lever



Documents / Resources

	<p>ZITYBEST FGPSF Tabletop Fire Pit [pdf] User Manual FGPSF, PV4UBSU, FGPSF Tabletop Fire Pit, Tabletop Fire Pit, Fire Pit, Pit</p>
---	---

References

- [User Manual](#)

[Manuals+](#), [Privacy Policy](#)

This website is an independent publication and is neither affiliated with nor endorsed by any of the trademark owners. The "Bluetooth®" word mark and logos are registered trademarks owned by Bluetooth SIG, Inc. The "Wi-Fi®" word mark and logos are registered trademarks owned by the Wi-Fi Alliance. Any use of these marks on this website does not imply any affiliation with or endorsement.