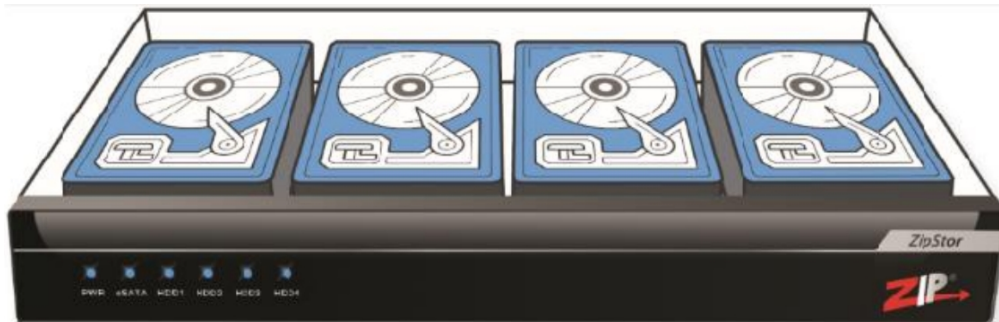


## ZipStor 4 Bay eSATA Hard Drive Expander Unit User Guide

[Home](#) » [Zip](#) » ZipStor 4 Bay eSATA Hard Drive Expander Unit User Guide 

Full DVR ManualZipStor 4 Bay eSATA Hard Drive Expander Unit User Guide



### Contents

- [1 User Information](#)
- [2 VR | NVR Setup](#)
- [3 Specifications](#)
- [4 Disposal](#)
- [5 Documents / Resources](#)
  - [5.1 References](#)
- [6 Related Posts](#)

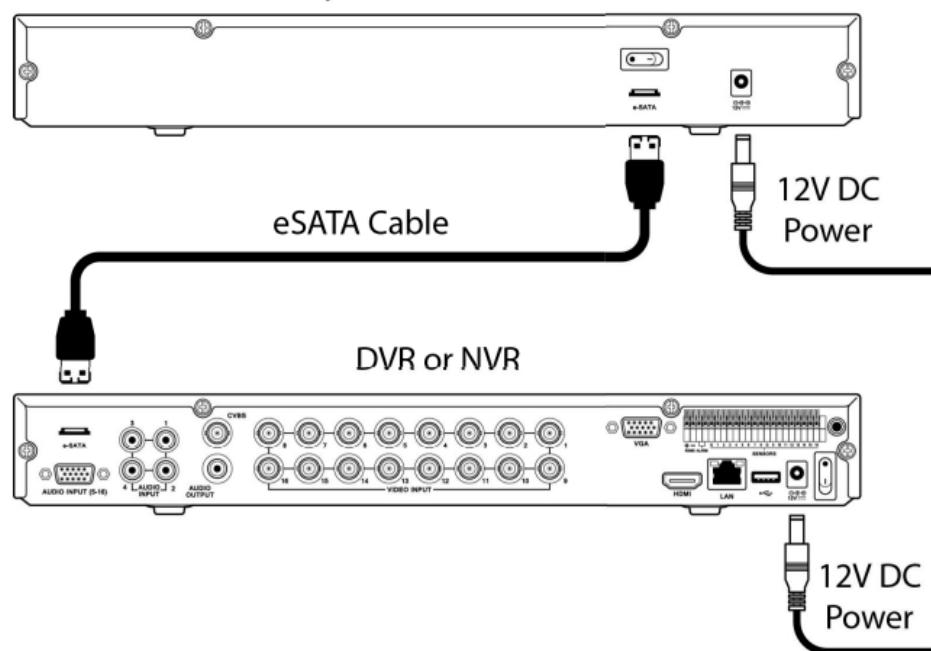
### User Information

- The ZIPSTOR must be installed in a clean, dry environment where it will not be exposed to high temperatures, moisture or excessive dust
- Do not touch the ZIPSTOR or any of its connections with wet hands.
- Do not attempt to install or use the device if the power supply or eSATA Cables connected are damaged.

The ZipStor is a HDD (Hard Disk Drive) expander unit making it easy to add additional hard disc capacity to your Zip NVR or DVR. The enclosure is designed to match the Zip NVR / DVR it can be situated either on top or below it for a fully integrated look.

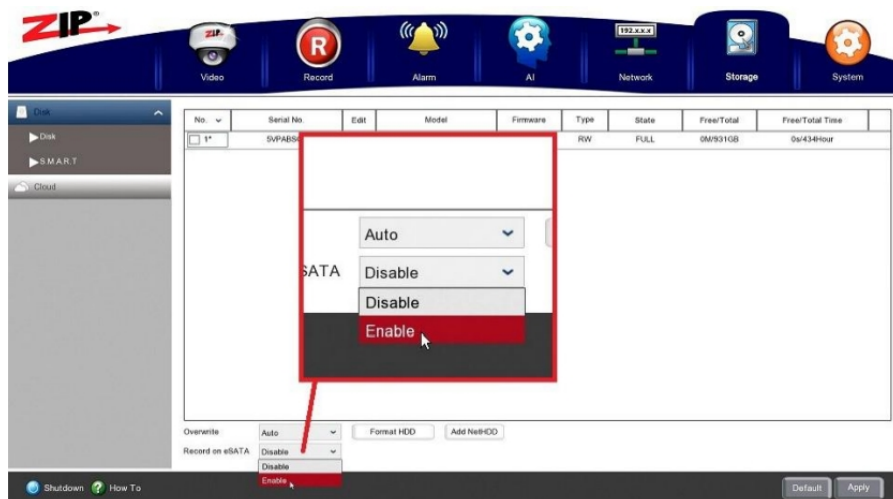
An eSATA cable (supplied) is used to link the two devices

### ZipStor eSATA Drive

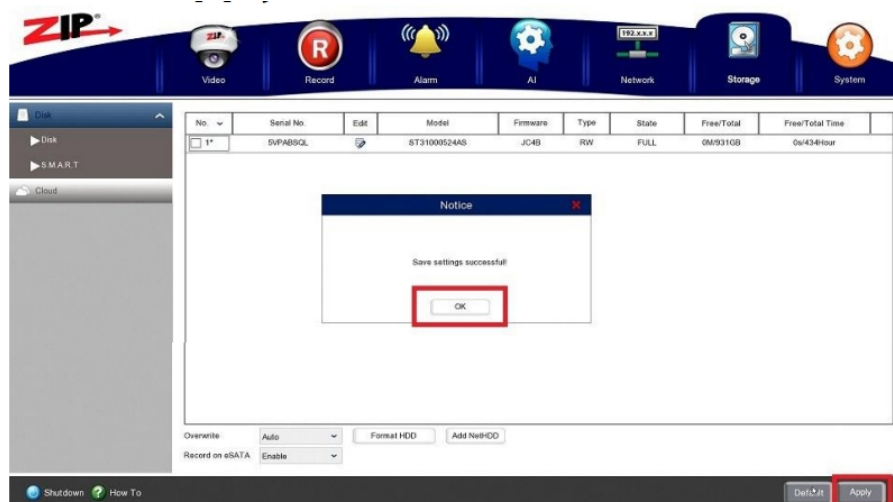


## VR | NVR Setup

1. In the recorder menu go to Storage> Disk> Disk> Record on eSATA – Select Enable



2. Select Apply then OK



3. The connected eSATA drive or drives will then show in the list



For Full DVR Manual



[www.systemq.com/PDF/manual/Zip-DVR-Manual.pdf](http://www.systemq.com/PDF/manual/Zip-DVR-Manual.pdf)

## Specifications

	ZIPSTOR
HDD Bays	4
MaxHDD	40TB (4x10TB)
HDD Connection	SATA
DVR / NVR Connection	eSATA
Power	12V DC
Power Connection	2.1mm DC Socket
PSU	5A Supplied
Dimensions	(H) 50 x(W) 378 x(D) 325.8mm


All specifications are approximate. System Q Ltd reserves the right to change product specifications or features without notice. Whilst every effort is made to ensure that these instructions are complete and accurate, System Q Ltd cannot be held responsible for any losses, no matter how they arise, from errors or omissions in these instructions, or the performance or non-performance of the equipment referred to.

## Disposal



■ This symbol indicates that equipment must not be mixed with general household waste. For treatment, recovery and recycling please return to your local designated WEE/CG0783SS collection point as defined by your local council

## Documents / Resources

	<a href="#">ZIP ZipStor 4 Bay eSATA Hard Drive Expander Unit</a> [pdf] User Guide ZipStor 4 Bay eSATA Hard Drive Expander Unit, ZipStor, 4 Bay eSATA Hard Drive Expander Unit, Hard Drive Expander Unit
---	--

## References

-  [ZipNVR: Home](#)