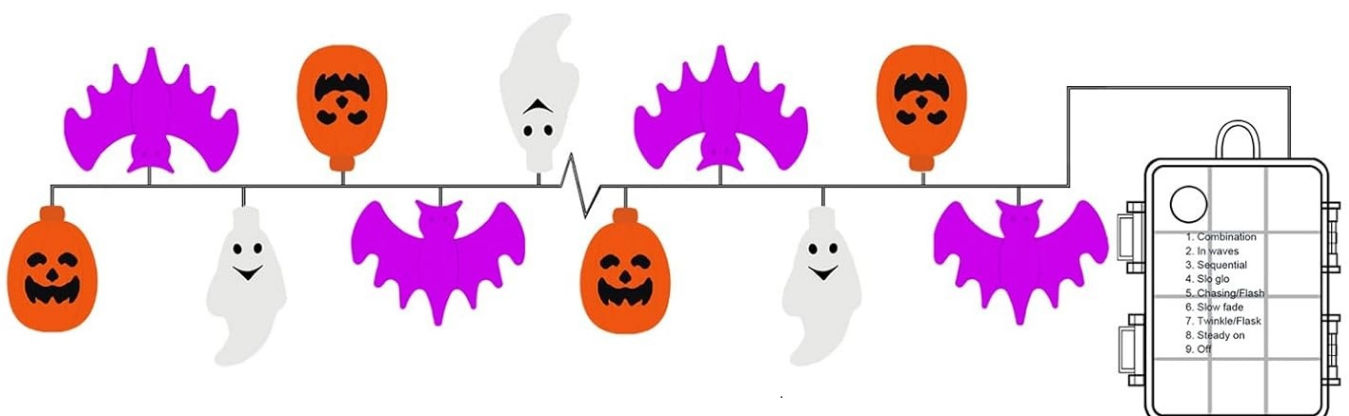


## Contents [ [hide](#) ]

- [1 Zimati 0202001 3D Pumpkin-Bat-Ghost String Lights](#)
- [2 INTRODUCTION](#)
- [3 SPECIFICATIONS](#)
- [4 WHAT'S IN THE BOX](#)
- [5 FEATURES](#)
- [6 SETUP GUIDE](#)
- [7 CARE & MAINTENANCE](#)
- [8 TROUBLESHOOTING](#)
- [9 PROS & CONS](#)
- [10 WARRANTY](#)
- [11 FREQUENTLY ASKED QUESTIONS](#)
- [12 References](#)

# ZIMATI

## Zimati 0202001 3D Pumpkin-Bat-Ghost String Lights



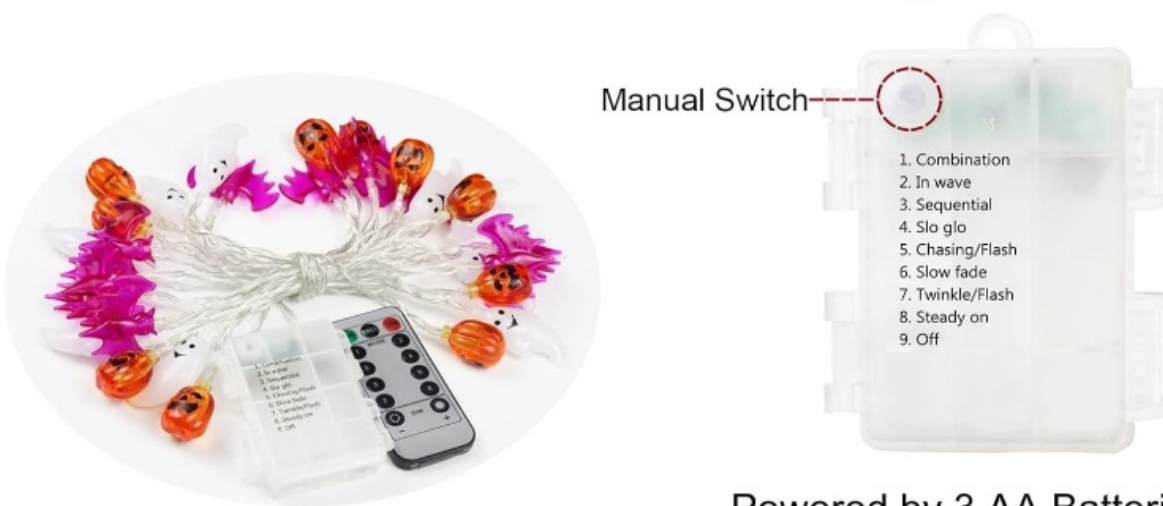
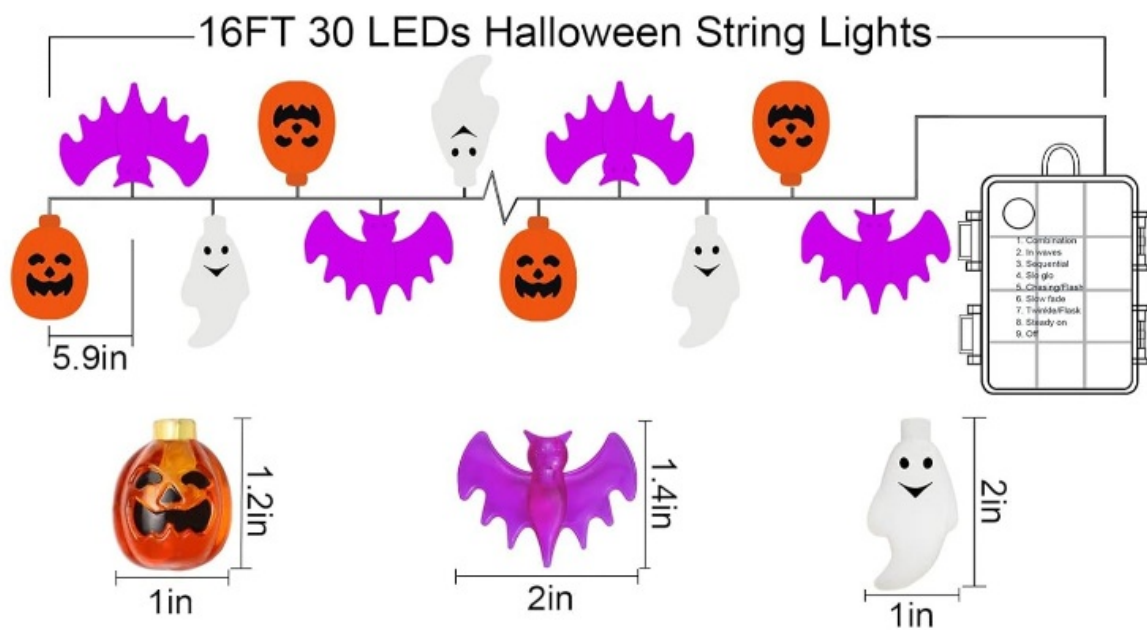
# INTRODUCTION

Bring a frightening, bright touch to Halloween with the Zimati 0202001 3D Pumpkin-Bat-Ghost String Lights, available at **\$9.98**. These 16-foot string lights with 30 high-brightness LED pumpkin, bat, and ghost lights in orange, cool white, and purple create a fun and scary ambiance. They may decorate windows, doors, gardens, patios, and hallways without cables since they are battery-powered (3x AA, not supplied). The lights include 8 dynamic lighting modes with a remote for brightness, mode switching, and timers. IP65 waterproof copper and plastic string can tolerate rain and outdoor situations. These lightweight, flexible reusable lights offer Halloween enthusiasm to gatherings, home décor, and gifts for family and friends.

# SPECIFICATIONS

Brand	Zimati
Model	0202001
Price	\$9.98
Color	Orange, Cool White, Purple
Theme	Halloween
Indoor/Outdoor Usage	Both
Total Length	16 FT
Number of LEDs	30
LED Shapes	Pumpkin, Bat, Ghost
LED Sizes	Pumpkin: 1 × 1.2 in, Bat: 2 × 1.4 in, Ghost: 1 × 2 in
Spacing Between LEDs	5.9 inches / 15 cm
Light Source Type	LED
Power Source	Battery Powered (3x AA, not included)

Special Features	Waterproof, Timer, 8 Lighting Modes
Control Method	Remote Control
Material	Copper, Plastic
Wattage	5 Watts
Water Resistance Level	IP65 Waterproof



Powered by 3 AA Batteries  
(Not Included)

# WHAT'S IN THE BOX

- 1 × 30 LED Halloween String Lights
- 1 × Battery/Control Pack (batteries not included)
- 1 × Remote Control

## FEATURES

- **Length & Lights:** 16-foot string featuring 30 bright LED bulbs for a vibrant display.
- **3D Halloween Elements:** Includes festive pumpkin, bat, and ghost decorations for a playful effect.
- **Multicolor LEDs:** Orange, cool white, and purple lights create a lively and spooky ambiance.
- **Multiple Lighting Modes:** 8 dynamic modes including Combination, In Wave, Sequential, Slow Glow, Flash, Slow Fade, Twinkle, and Steady On.
- **Battery Powered:** Uses 3 AA batteries (not included) for cordless convenience.
- **Waterproof Design:** IP65 rating ensures safe use both indoors and outdoors.
- **Remote Control:** Easily adjust lighting mode and brightness from a distance.



- **LED Spacing:** 5.9 inches between each light for balanced illumination.
- **Decoration Sizes:** Pumpkin 1 x 1.2 in, Bat 2 x 1.4 in, Ghost 1 x 2 in.
- **Lightweight & Flexible:** Easy to hang, wrap, or drape around spaces.
- **Energy-Efficient LEDs:** Low-power bulbs safe for extended use.
- **Durable Construction:** Copper and plastic wiring built for repeated seasonal use.
- **Timer Function:** Automatically turns lights on and off at set times for convenience.
- **Versatile Placement:** Perfect for windows, doors, porches, gardens, hallways, and trees.
- **Ideal Occasion:** Great for Halloween parties, indoor and outdoor décor, or as seasonal gifts.

## SETUP GUIDE

- **Unpack Carefully:** Remove string lights and all accessories from the packaging.
- **Insert Batteries:** Place 3 AA batteries into the battery/control pack, following correct polarity.
- **Power On:** Turn the switch on the battery pack to activate the lights.
- **Select Mode:** Use the remote to choose your preferred lighting mode.
- **Adjust Brightness:** Modify light intensity via the remote if needed.
- **Choose Location:** Hang lights on windows, porches, hallways, gardens, or trees.
- **Secure Installation:** Use hooks, nails, or clips to hold the string in place.
- **Even Spacing:** Ensure LEDs are spaced evenly for a uniform glow.
- **Avoid Tangling:** Stretch and organize wires carefully during setup.
- **Test Functionality:** Check that all LEDs and decorative elements work properly.
- **Outdoor Precaution:** Place the battery pack in a shaded or waterproof spot.
- **Set Timer:** Enable automatic on/off feature for hands-free operation.
- **Adjust Decorations:** Position ghosts, bats, and pumpkins for the best visual effect.
- **Finalize Placement:** Ensure the string is secure and aesthetically pleasing.
- **Enjoy the Glow:** Relax and enjoy a festive, spooky Halloween ambiance.

## CARE & MAINTENANCE

- **Protect Battery Pack:** Keep it away from rain, moisture, and water exposure.
- **Clean LEDs:** Wipe gently with a dry cloth to remove dust and debris.
- **Proper Storage:** Fold lights and store in a dry container after use.

- **Replace Batteries:** Swap out batteries when brightness diminishes.
- **Avoid Wire Damage:** Do not twist, over-bend, or step on wires.
- **Inspect LEDs:** Check for broken or damaged bulbs before each use.
- **Secure Battery Compartment:** Ensure it is closed tightly to prevent malfunctions.
- **Avoid Heat:** Keep lights away from extreme heat sources.
- **Flame Safety:** Hang away from open flames or flammable objects.
- **Protect Wires:** Avoid crushing or pinching string lights.
- **Pet Safety:** Keep away from pets that may chew wires.
- **Test Remote & Timer:** Check functionality regularly for consistent operation.
- **Do Not Submerge:** Never immerse lights in water.
- **Check Placement:** Ensure LEDs and 3D decorations are arranged safely and attractively.
- **Handle Delicately:** Treat 3D pumpkin, bat, and ghost elements gently to prevent breakage.

**TROUBLESHOOTING**

Issue	Cause	Solution
Lights not turning on	Dead batteries or wrong in stallation	Replace batteries and check orientation
LED flickering	Loose connection	Reinsert batteries or secure wire s
Remote not working	Battery dead in remote	Replace remote battery
Incorrect mode	Wrong button pressed	Use remote to select correct mo de
Timer not working	Timer switch off	Turn on timer switch
One LED not lighting	LED defective	Replace LED if possible or conta ct support
Lights dim	Weak batteries	Install fresh batteries

Issue	Cause	Solution
Ghost, bat, or pumpk in tilted	Improper hanging	Adjust string placement
Lights short circuit	Damaged wire	Inspect and replace string
Lights not waterproof	Battery pack exposed	Cover or move to waterproof are a
Flicker mode not wor king	Remote not synced	Reset using remote
Lights off during day	Auto timer not set	Check timer mode
LEDs uneven spacin g	Improper setup	Rehang evenly
Lights buzzing	Interference	Move away from strong magneti c sources
String tangled	Improper storage	Untangle carefully

## PROS & CONS

### Pros

- 3D Halloween-themed lights for a realistic effect.
- Multicolor LEDs create fun and scary atmosphere.
- Battery-powered for flexible placement.
- Remote control with 8 lighting modes and timer.
- Waterproof and durable for indoor/outdoor use.

### Cons

- Requires batteries (not included) for operation.
- Limited string length (16 ft).

- LED lights may dim over time.
- Timer may need resetting occasionally.
- 3D elements are delicate and require careful handling.

## **WARRANTY**

The Zimati 0202001 3D Pumpkin-Bat-Ghost String Lights come with a standard manufacturer warranty covering defects in materials and workmanship. If any issues occur under normal use, Zimati's customer support is available to provide prompt assistance, ensuring your Halloween decorations remain reliable, safe, and enjoyable for multiple seasons.

## **FREQUENTLY ASKED QUESTIONS**

What is included in the Zimati 0202001 3D Pumpkin-Bat-Ghost String Lights package?

The package includes 1 string of 30 LED Halloween lights, 1 battery/control pack (batteries not included), and 1 remote control.

What colors do the Zimati 0202001 Halloween lights display?

They glow in warm orange, cool white, and purple.

How many LED lights are on the Zimati 0202001 string?

There are 30 LED lights on the 16 FT string.

What power source is required for the Zimati 0202001 lights?

They are battery powered using 3 AA batteries (not included).

Are the Zimati 0202001 Halloween lights waterproof?

Both the string lights and battery pack are waterproof for indoor and outdoor use.

How many lighting modes are available on the Zimati 0202001 Halloween lights?

There are 8 lighting modes: Combination, In-Wave, Sequential, Slow Glow, Flash, Slow Fade, Twinkle/Flash, and Steady-On.

The Zimati 0202001 Halloween lights do not turn on.

Check that the batteries are correctly installed and the power switch is ON.

## References

- [User Manual](#)

🔑 0202001, 3D Pumpkin-Bat-Ghost String Lights, B0B4PJMFPH, user guide, Zimati, Zimati

📁 Zimati 0202001

---

## Leave a comment

Your email address will not be published. Required fields are marked \*

Comment \*

Name

Email

Website

☐ Save my name, email, and website in this browser for the next time I comment.

Post Comment

Search:

e.g. whirlpool wrf535swhz

Search

[Manuals+](#) | [Upload](#) | [Deep Search](#) | [Privacy Policy](#) | [@manuals.plus](#) | [YouTube](#)

This website is an independent publication and is neither affiliated with nor endorsed by any of the trademark owners. The "Bluetooth®" word mark and logos are registered trademarks owned by Bluetooth SIG, Inc. The "Wi-Fi®" word mark and logos are registered trademarks owned by the Wi-Fi Alliance. Any use of these marks on this website does not imply any affiliation with or endorsement.