

ZigBee Smart Gateway Device User Manual

[Home](#) » [zigbee](#) » ZigBee Smart Gateway Device User Manual 



ZigBee Smart Gateway



Product manual

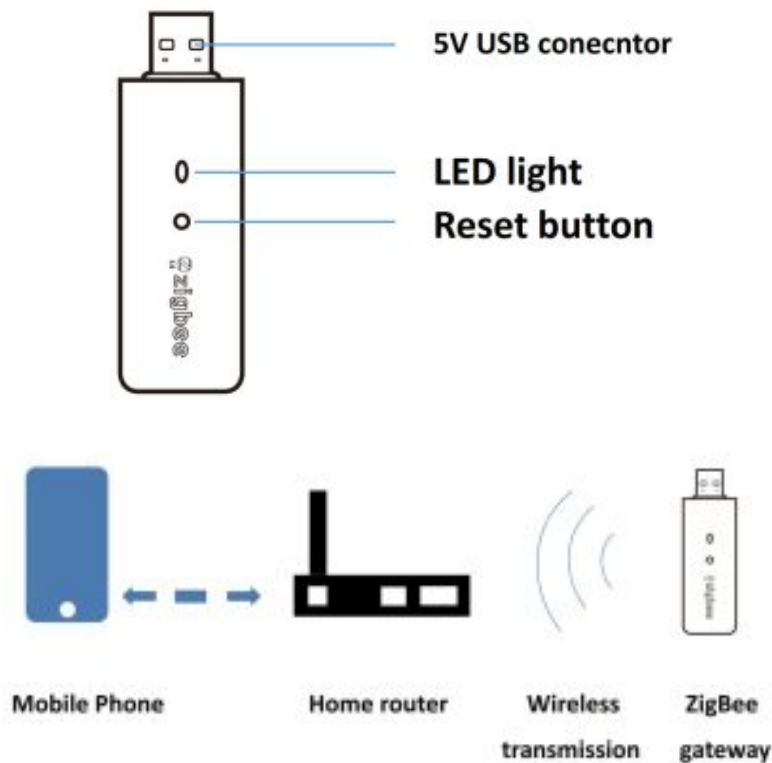
Thank you for buying our products.

The ZigBee Smart gateway device is the Smart control center. Users can realize device addition, device reset, third-party control, ZigBee group control, local and remote control through Doodle APP, and meet the requirements of smart home and other applications. For proper installation and use of this product, please read this manual carefully.

Contents

- [1 Product introduction](#)
- [2 Download and install app](#)
- [3 Access settings:](#)
- [4 Product specification:](#)
- [5 Quality assurance](#)
- [6 Documents / Resources](#)
- [7 Related Posts](#)

Product introduction



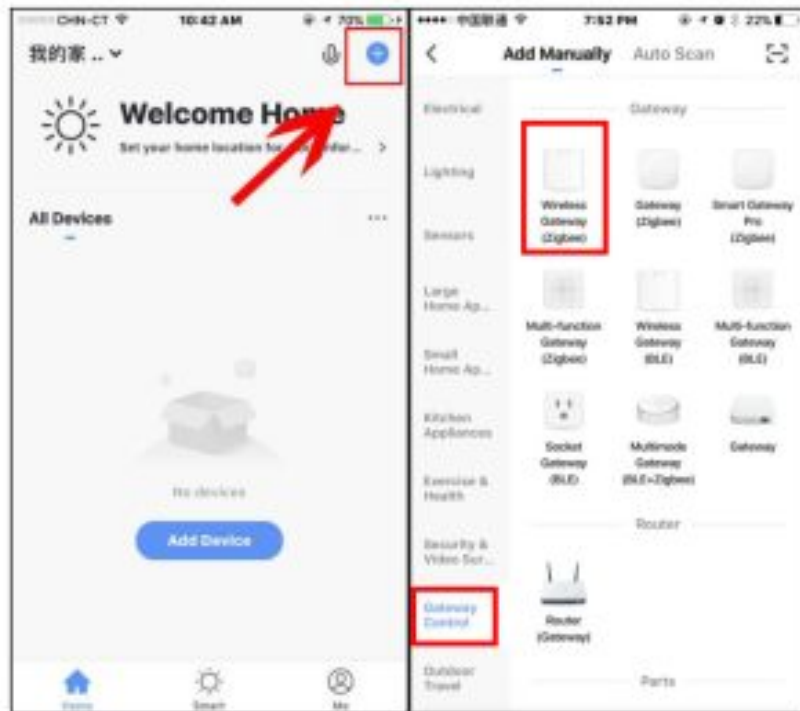
Download and install app

Download and open the App, search for “Tuya Smart” in the App store, or scan the following QR code to download the App, register and log in after installation.

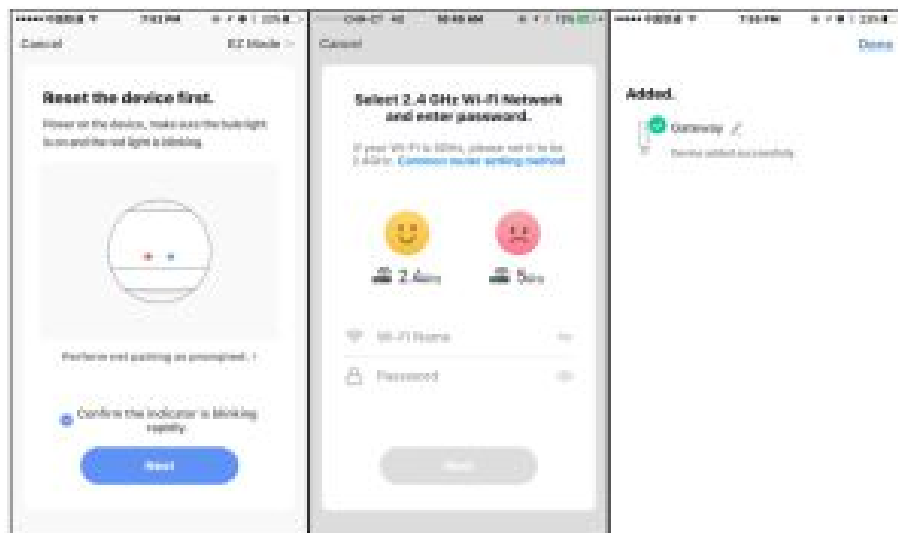


Access settings:

- Connect the USB smart gateway to the DC 5V power supply;
- Confirm that the indicator light of distribution network (red light) flashes. If the indicator light is in other state, long press the “reset button” for more than 10 seconds until the red light flashes. (Long press for 10 seconds, the LED red light will not flash immediately, because the gateway is in the process of resetting. Please wait patiently for up to 30 seconds)
- Ensure that the mobile phone is connected to the family 2.4GHz band router. At this time, the mobile phone and the gateway are in the same LAN. Open the homepage of the APP and click the “+” button on the upper right corner of the page.
- Click “Gateway Control” on the left of the page



- Select wireless gateway (ZigBee) according to the icon;
- Operate the device to access the network according to the prompts (this gateway has no blue light design, you can ignore the long blue light status of the APP interface prompt, and ensure that the red light flashes quickly);



- Once successfully added, the device can be found in the “My Home” list.

Product specification:

Product name	ZigBee Smart Gateway
Product model	IH-K008
Networking form	ZigBee 3.0
Wireless technology Power supply	Wi-Fi 802.11 b/g/n ZigBee 802.15.4
Power supply	USB DC5V
Power input	1A
working temperature	-10 °C~55 °C
Product size	10%-90%RH The condensation
Appearance packaging	82L*25W*10H(mm)

Quality assurance

Under the normal use of users, the manufacturer provides free 2- year product quality warranty (except panel) replacement, and provides lifelong maintenance quality assurance beyond the 2-year warranty period.

The following conditions are not covered by the warranty:

- Damage caused by external factors such as artificial damage or water inflow;
- The user disassembles or refits the product by himself (excluding panel disassembly and assembly);
- Beyond the technical parameters of this product Losses due to force majeure such as earthquake or fire;
- Installation, wiring and use not in accordance with the manual; Beyond the scope of the product's parameters and scenarios.

Documents / Resources

 <p>ZigBee Smart Gateway</p> <p>Product manual</p>	<p>ZigBee Smart Gateway Device [pdf] User Manual</p> <p>Smart Gateway Device</p>
---	--