



ZICORROOP TC Portable Wireless Speaker User Manual

[Home](#) » [ZICORROOP](#) » ZICORROOP TC Portable Wireless Speaker User Manual 

Contents

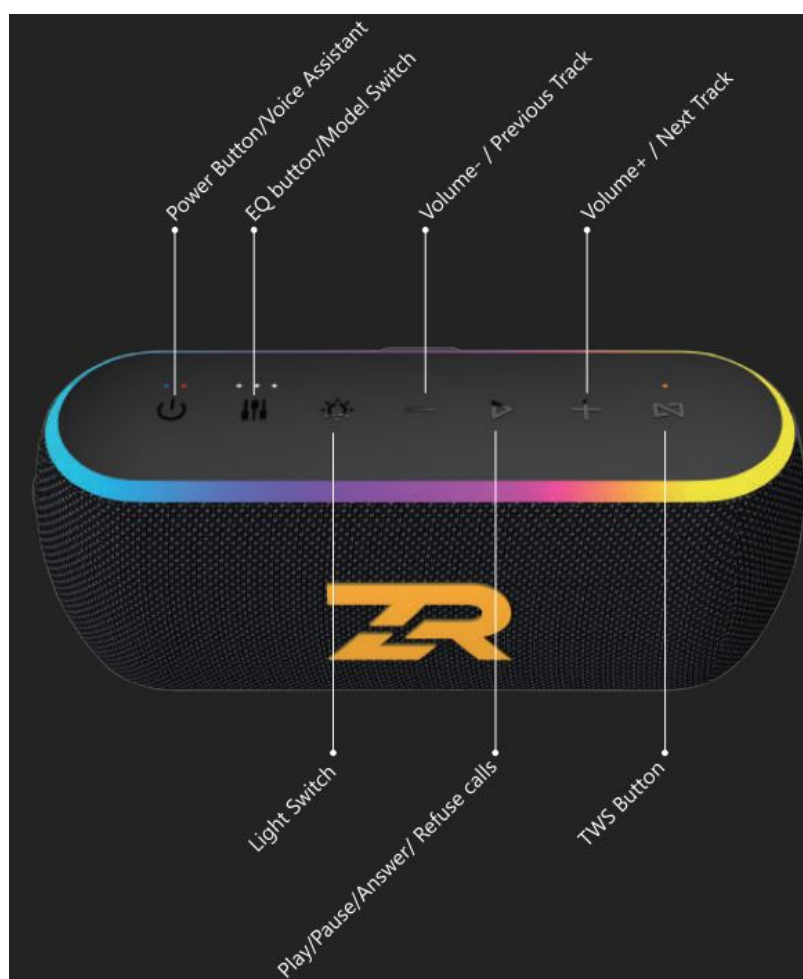
- [1 ZICORROOP TC Portable Wireless Speaker](#)
- [2 Button Configuration](#)
- [3 How to Use](#)
- [4 Wireless Connection](#)
- [5 Package Contents](#)
- [6 Specifications](#)
- [7 Care & Maintenance](#)
- [8 FCC Statement](#)
- [9 Documents / Resources](#)
- [10 Related Posts](#)

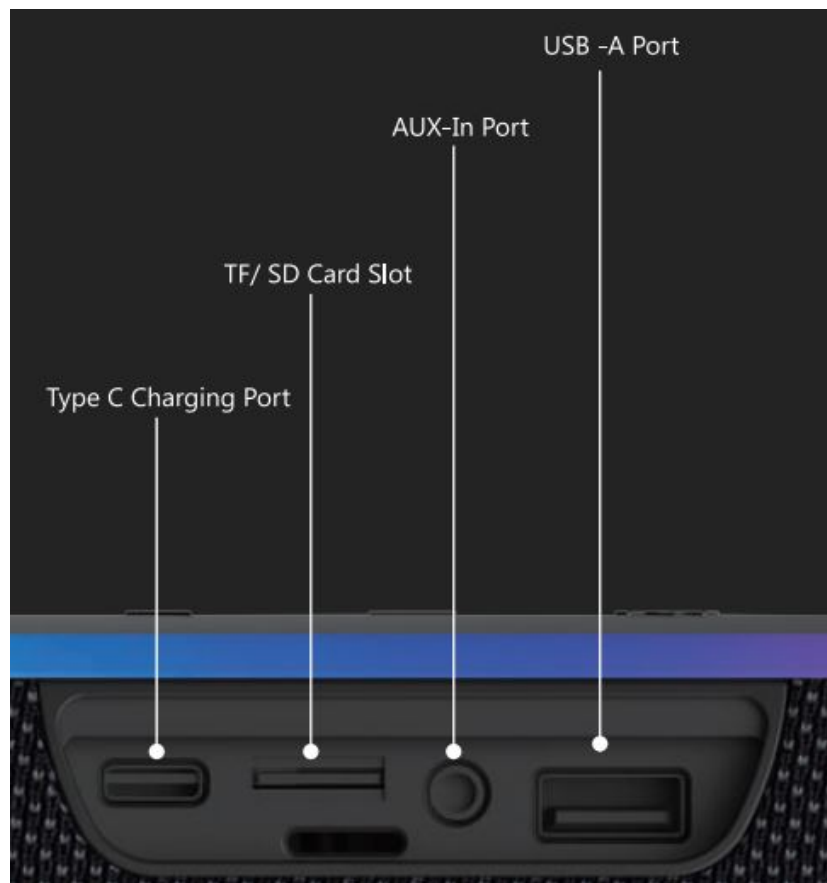
ZICORROOP

ZICORROOP TC Portable Wireless Speaker

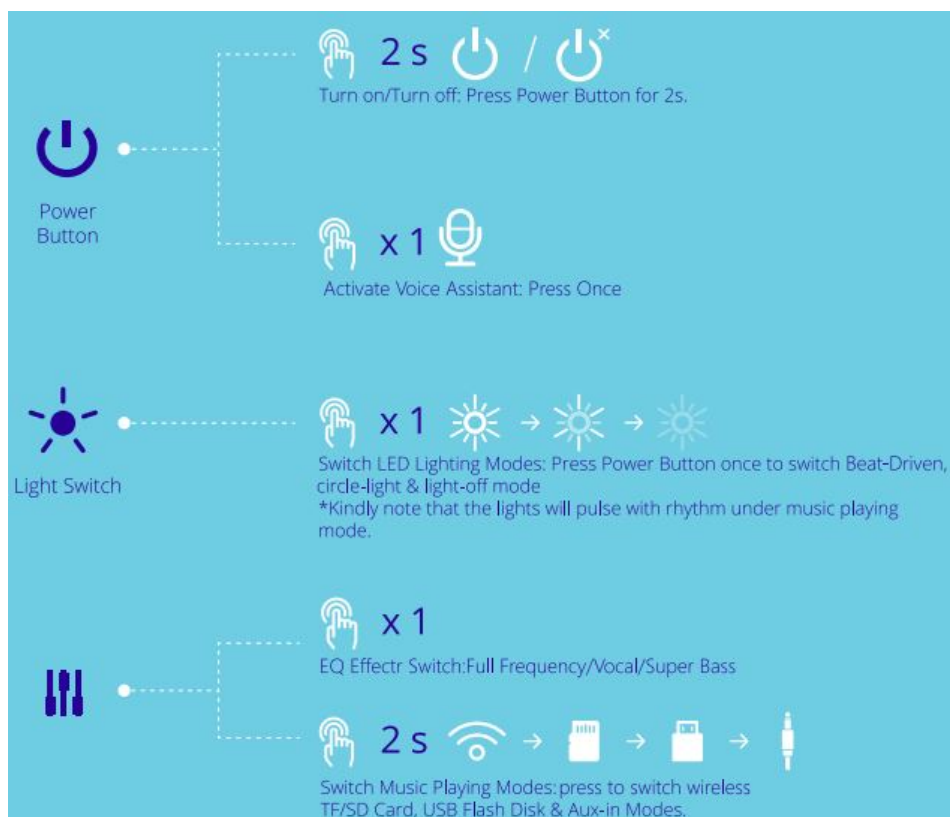


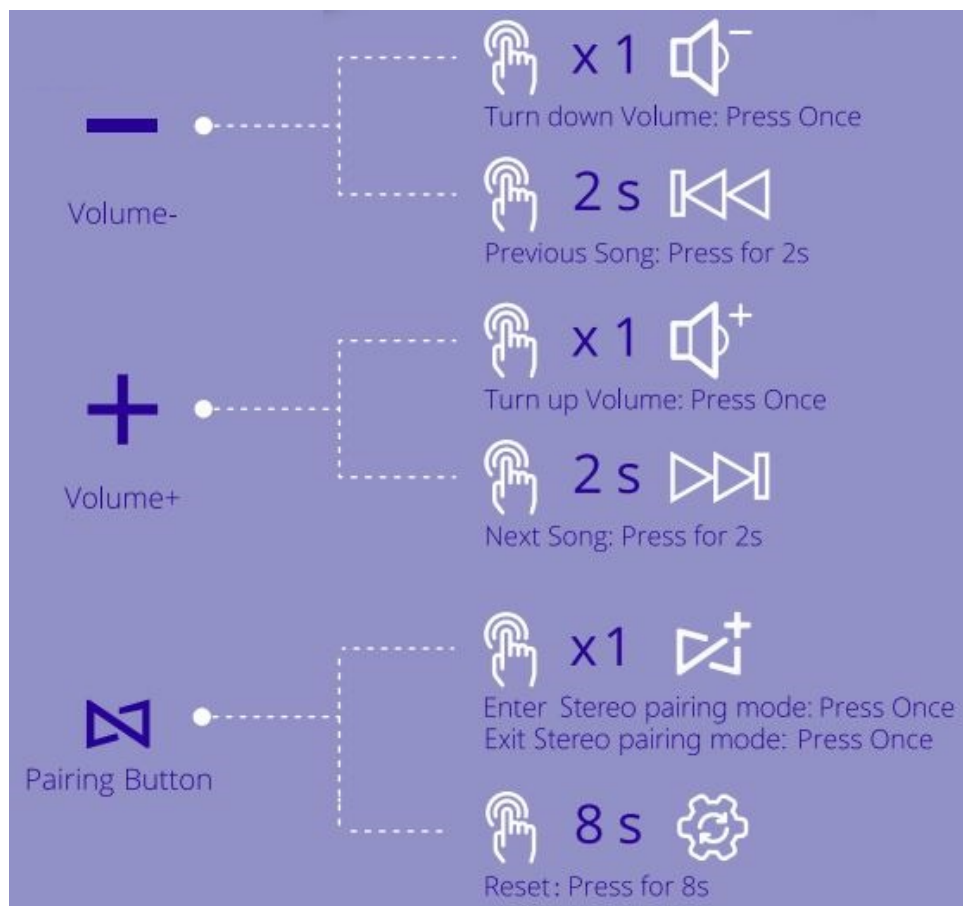
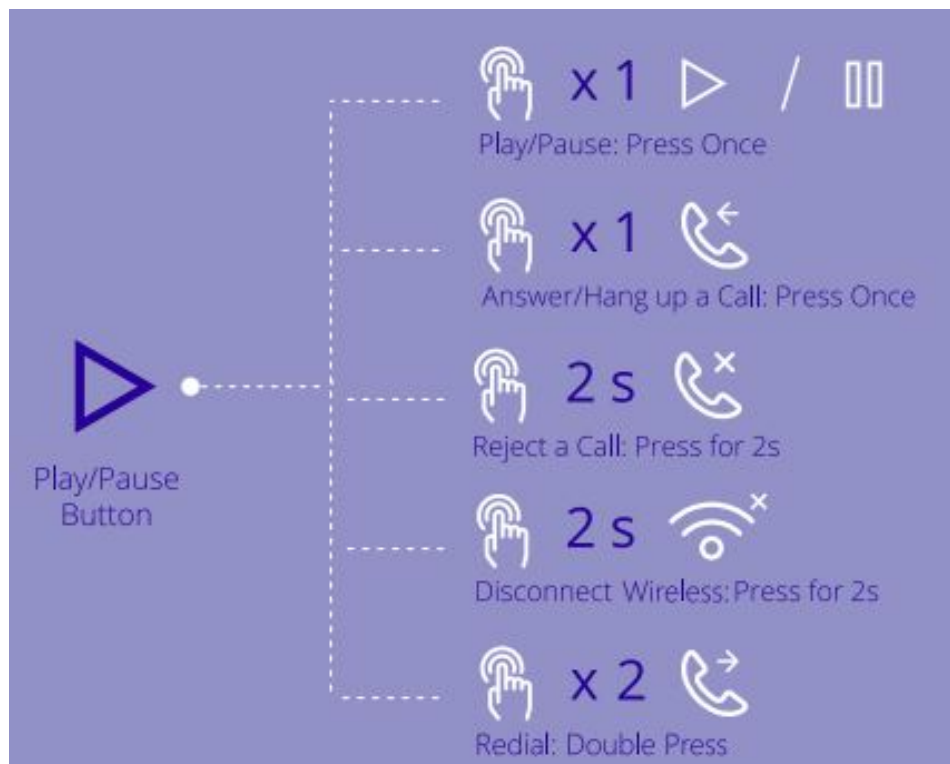
Button Configuration





How to Use







Wireless Connection

ZICORROOP TC



How to Enter/Exit Stereo Pairing

1. Turn on two speakers and make sure they haven't connected with any device.
2. Press  once on either speaker(Host Speaker) to enter stereo pairing mode. The stereo pairing indicator of the host speaker will blink yellow while vice one will off.
3. If paired successfully, the stereo pairing indicator of the host speaker will stay Yellow while vice one will flash Yellow once 3s.
4. Search & click 'ZICORROOP Tc' to connect.
5. Press  once on either speaker to exit stereo pairing mode.

Thank you for purchasing the ZICORROOP Tc Portable Outdoor Speaker. Please read the user manual before use and keep it handy for future reference. If you have any additional questions or comments, please feel free contact us.

Package Contents

- 1x Portable Outdoor Speaker
- 1 x 3.5mm Audio Cable
- 1 x Type-C Charging Cable
- 1 x User Manual

USB-A Power Bank Function

This speaker carries a USB charge-out function that will automatically detect your device and begin to charge it

when the charging cable is plugged into the USB-A port under powering-on mode. The maximum charging time for other mobile devices S 30 minutes after each boot.

Aux-in Mode

Simply connect the speaker with your non-Bluetooth device via the 3.5 mm audio jack cable.

Note: After plugging in an audio cable, the speaker will automatically switch to Aux-in mode.

TF Card Slot Mode

- The speaker will play the music from your TF/Micro SD card when plugging the card into the slot.

USB Flash Drive Mode

- The speaker will play the music from your U-disk when plugging into the slot.

Auto Power off

1. There is no operation after startup, and it will automatically shut down in 30 minutes.
2. When on low battery
3. After charging the device for 30 minutes, the speaker will also automatically power off

Specifications

Model	ZICOROOP Tc
Color	Black
Wireless Version	5.3
Audio Codec	SBC
Wireless Compatibility	A2DP/AVRCP/HFP/HSP
Transmission Distance	15m/49ft
Frequency Range	65Hz-20KHz
Playtime	LED Off: Up to 15 Hours(Varied by Volume Level & Audio Contents)
	LED On: Up to 5 Hours(Varied by Volume Level & Audio Contents)
Battery Capacity	5000mAh
Input Power	5V/2A via Type-C Port
Output Power	40W
IP Rating	IPX6
Charging Time	3 Hours

Care & Maintenance

- Do not use any form of detergents or cleaning material to clean the product as any type of chemical may make this device unusable.
- Do not disassemble this product. It contains no user serviceable parts.
- Do not drop or jump on it and treat it with care for the best performance.
- Keep the product in a dry location. Dust, dirt & moisture from humidity can accumulate on the body of the product if kept at an unfriendly place.
- Do not dispose this product in fire or batteries may explode or leak.

FCC Statement

This device complies with Part 15 of the FCC rules. Operation is subject to the following two conditions:

- 1. this device may not cause harmful interference.
- 2. this device must accept any interference received, including interference that may cause undesired operation.

Note: This equipment has been tested and found to comply with the limits for a Class B digital device, pursuant to part 15 of the FCC Rules. These limits are designed to provide reasonable protection against harmful interference in a residential installation. This equipment generates uses and can radiate radio frequency energy and, if not installed and used in accordance with the instructions, may cause harmful interference to radio communications. However, there is no guarantee that interference will not occur in particular installation. If this equipment does cause harmful interference to radio or television reception, which can be determined by turning the equipment off and on, the user is encouraged to try to correct the interference by one or more of the following measures:


- Reorient or relocate the receiving antenna.
- Increase the separation between the equipment and receiver.
- Connect the equipment into an outlet on a circuit different from that to which the receiver is connected.
- Consult the dealer or an experienced radio/TV technician for help.

Changes or modifications not expressly approved by the party responsible for compliance could void the user’s authority to operate the equipment.

RF Warning Statement

The device has been evaluated to meet general RF exposure requirement. The device can be used in portable exposure condition without restriction.

Documents / Resources

	ZICOROOP TC Portable Wireless Speaker [pdf] User Manual 2APEI-TC, 2APEITC, TC, TC Portable Wireless Speaker, Portable Wireless Speaker, Wireless Speaker, Speaker
-------------------------------------------------------------------------------------	--------------------------------------------------------------------------------------------------------------------------------------------------------------------------------------