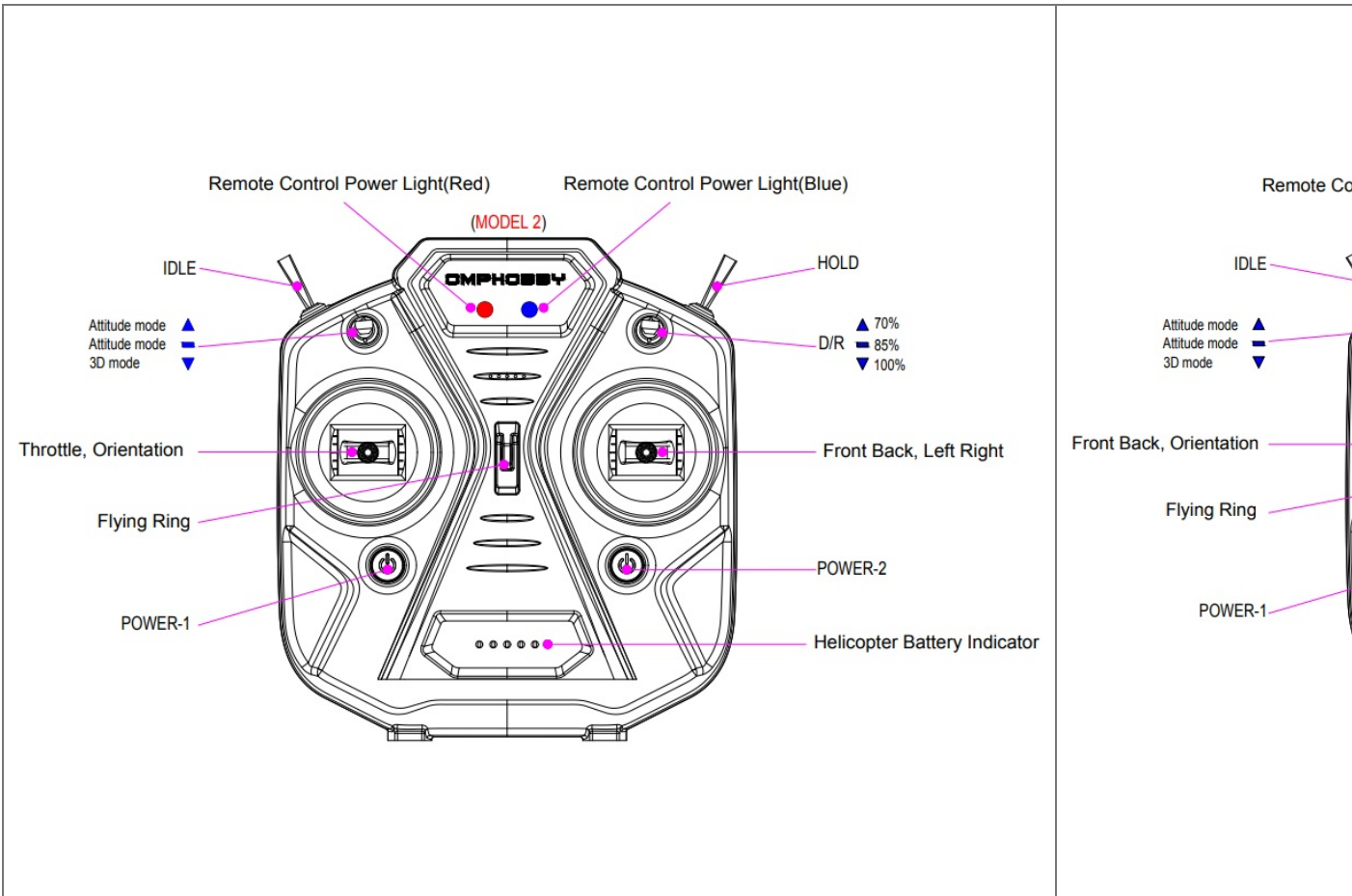


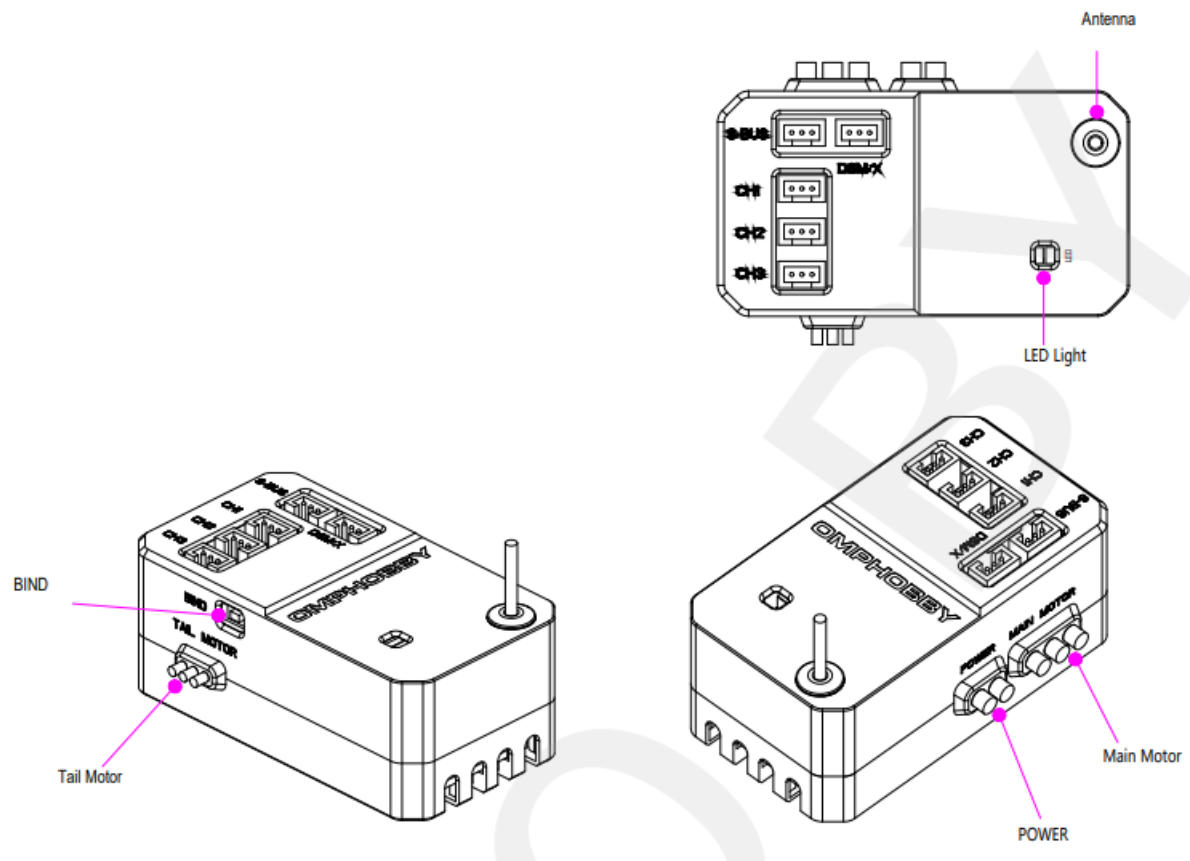


Zhongshan Langyu Model T6 RC AirPlane Remote Control Instructions

[Home](#) » [Zhongshan Langyu Model](#) » Zhongshan Langyu Model T6 RC AirPlane Remote Control Instructions 

Transmitter description-1 RC Airplane Remote control T6













Flight Parameter Setting Introduction

General Flight Model			
Throttle		Screw Pitch	
5	100	100	12°
4	75	65	6°
3	60	15	1.8°
2	40	-5	-0.6°
1	0	-20	-2.4°

IDLE 1 Model			
Throttle		Screw Pitch	
5	100	100	12°
4	80	50	6°
3	65	5	0.6°
2	80	-50	-6°
1	100	-100	-12°

IDLE 1 Model			
Throttle		Screw Pitch	
5	100	100	12°
4	95	50	6°
3	90	0	0°
2	95	-50	-6°
1	100	-100	-12°

Attitude mode /3D mode			
Modes	CH5	Flight Control LED	
Attitude Modes	75-100		Blue LED Steady Lit
			Red LED Steady Lit
3D Modes 3	0-25		Blue LED Steady Lit
			Red LED Slow Flash

Power On Self Test / Binding		
Status	Flight Control LED	
Power On Self Test		The M2 should be placed on the ground to be energized. After power on, the blue and red Led flash quickly and wait for 3 seconds until the blue Led is steady lit.
		
Before Binding		Blue LED Slow Flash
After Binding		Blue LED Steady Lit

Contents

[1 FCC Warning Statement](#)

[2 Documents / Resources](#)

[2.1 References](#)

[3 Related Posts](#)

FCC Warning Statement

Changes or modifications not expressly approved by the party responsible for compliance could void the user's authority to operate the equipment. This equipment has been tested and found to comply with the limits for a Class B digital device, pursuant to Part 15 of the FCC Rules. These limits are designed to provide reasonable protection against harmful interference in a residential installation. This equipment generates uses and can radiate radio frequency energy and, if not installed and used in accordance with the instructions, may cause harmful interference to radio communications. However, there is no guarantee that interference will not occur in a particular installation. If this equipment does cause harmful interference to radio or television reception, which can be determined by turning the equipment off and on, the user is encouraged to try to correct the interference by one or more of the following measures:

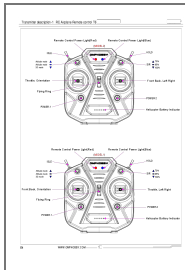
- Reorient or relocate the receiving antenna.
- Increase the separation between the equipment and receiver.
- Connect the equipment into an outlet on a circuit different from that to which the receiver is connected.
- Consult the dealer or an experienced radio/TV technician for help.

This device complies with part 15 of the FCC Rules. Operation is subject to the following two conditions: (1) This device may not cause harmful interference, and (2) this device must accept any interference received, including interference that may cause undesired operation.

M2

WWW.OMPHOBBY.COM

Documents / Resources



[Zhongshan Langyu Model T6 RC AirPlane Remote Control](#) [pdf] Instructions
T6, 2ATXM-T6, 2ATXMT6, T6 RC AirPlane Remote Control, T6, RC AirPlane Remote Control

References

-  [OMPHOBBY | manufacturer of RC Airplanes, Helicopters, RC models](#)