



ZHIYUN ZYEX1F06 Smooth Smartphone Stabilizer User Guide

[Home](#) » [ZHIYUN](#) » ZHIYUN ZYEX1F06 Smooth Smartphone Stabilizer User Guide 

ZHIYUN

AI Tracker for
SMOOTH Smartphone Stabilizer
User Guide
ZHIYUN-EN-v1.00

Contents

- [1 ZYEX1F06 Smooth Smartphone Stabilizer](#)
- [2 Get to Know AI Tracker](#)
- [3 AI Following Instructions](#)
- [4 Warranty Period](#)
- [5 Warranty Exclusions](#)
- [6 Warranty Claim Procedure](#)
- [7 Documents / Resources](#)
 - [7.1 References](#)

ZYEX1F06 Smooth Smartphone Stabilizer

The following features are available in this PDF document.



Quick Keyword Search

Enter the keyword in the search box and hit the search button

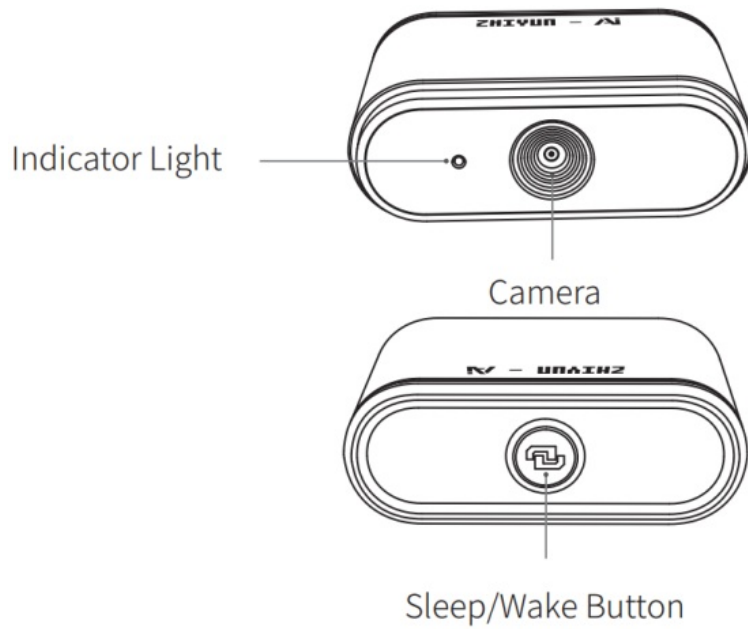


Quick Jump between Chapters

Click the title of a specific chapter on the Contents to jump to it

*Reading software such as Adobe Reader is needed to support the functions above.

Get to Know AI Tracker



Sleep/Wake Button (AI Tracker)

Single press: Wake the AI tracker up from the low power mode

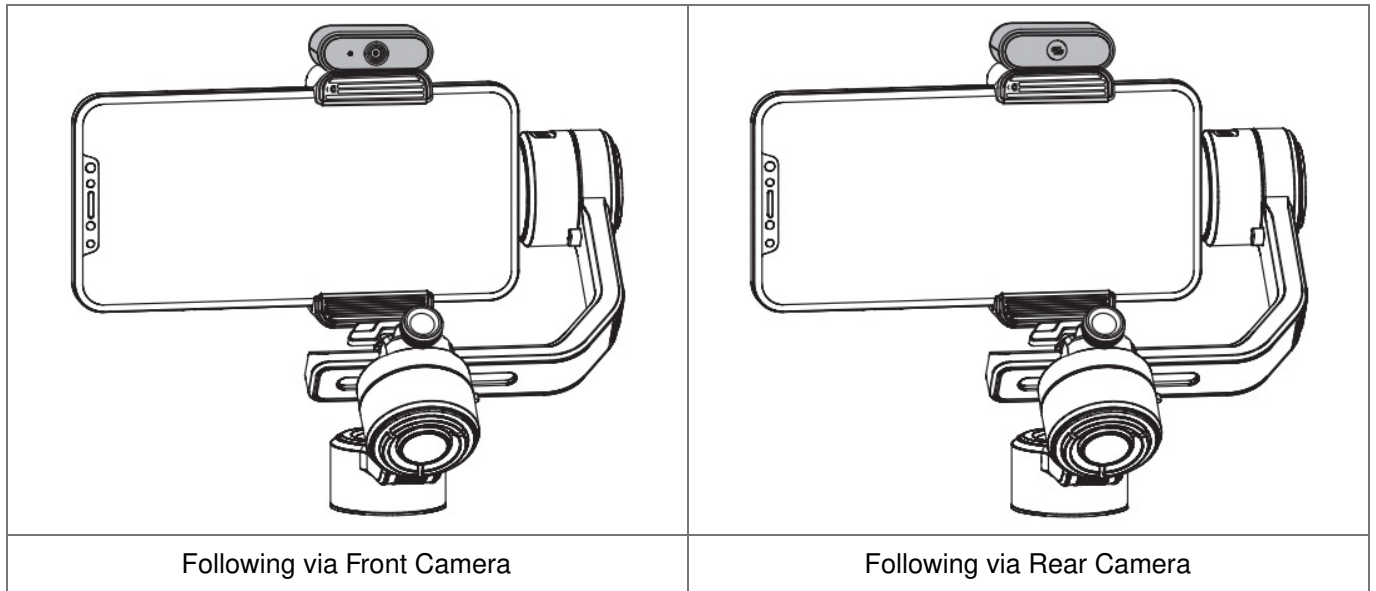
Long press: AI tracker enter sleep mode

AI Following Instructions







The AI tracker can recognize gestures, allowing for automatic target following without the need to connect to an app. It also enables control of the gimbal and camera through gesture control.

Installing the Tracker

Install the AI tracker onto the magnetizing slot on the gimbal phone clamp. Simply rotate the tracker for 180 ° to switch the installation direction for front or rear camera following.




Gesture Control Instructions

Action	Gesture	Gimbal/Tracker Status	Notes
Enable following		Solid green light on AI tracker	Gesture from both hands are valid
Disable following		Solid red light on AI tracker	Gesture from both hands are valid
Enable customized following		Quickly flashing green light on AI tracker	When there is no need for the subject to be in the center of the frame, you can customize the following based on your filming requirement.
Customized following failed		Quickly flashing red light on AI tracker	
Take a photo/start filming/stop filming		When counted down to three, the gimbal will control the camera to take a photo/ start filming/stop filming. The blue light quickly flashes on the tracker.	1. Gesture from both hands are valid. 2. Can control ZY Cami app or native smartphone camera
Take a photo/start filming/stop filming		The gimbal will control the camera to take a photo/ start filming/stop filming. The blue light quickly flashes on the tracker.	Can control ZY Cami app or native smartphone camera

Other Status of the Tracker

Gimbal Status	Indicator Light Status	Notes
Enter low-power mode	AI tracker indicator light off	Automatically enter low-power mode if not detected gesture for 10min
Bluetooth not connected	Red/blue light flash alternately on AI tracker	
Bluetooth paired successfully	Blue light steadily lit for 5s and switch to steadily lit red light on AI tracker	If started tracking after successfully pairing for 5s, the indicator light will be in the tracking status

 The effective gesture recognition distance of the magnetic fill light AI tracker is 3m (complex environments such as backlight/low light will affect the recognition distance).

Warranty Period

1. Customers are entitled to replacement or free repair service in case of quality deficits found in the product within 15 days upon receipt of the product.
2. Customers are entitled to free repair service from ZHIYUN for any product proven defective in material or workmanship that results in product failure during normal consumer usage and conditions within the valid

warranty period, which is 12 months counting from the date of selling. However, warranty period varies by product component and country of purchase. Please contact our after-sales service team on ZHIYUN official website or your place of purchase for detailed warranty information.

Warranty Exclusions

1. Products subjected to unauthorized repair, misuse, collision, neglect, mishandling, soaking, accident, and unauthorized alteration.
2. Products subjected to improper use or whose labels or security tags have been torn off or altered.
3. Products whose warranty has expired.
4. Products damaged due to force majeure, such as fire, flood, lightning, etc.

Warranty Claim Procedure

1. If failure or any problem occurs to your product after purchase, please contact a local agent for assistance, or you can always contact ZHIYUN's customer service through email at info@zhiyun-tech.com or website at www.zhiyuntech.com.
2. Your local agent or ZHIYUN's customer service will guide you through the whole service procedure regarding any product issue or problem you have encountered. ZHIYUN reserves the right to reexamine damaged or returned products.

Customer Information	
Customer Name:	Phone Number:
Address:	
Sales Information	
Sales date:	Product Serial Number:
Distributor Name:	
Distributor's Contact Number:	
First Maintenance Record	
Service Date:	Repairman Signature:
Cause of Problem:	
Service Result: <input type="checkbox"/> Solved <input type="checkbox"/> Unsolved <input type="checkbox"/> Refunded/Replaced	

Contact Card



<https://api.zhiyun-tech.com/v1/r/QoOQ>

GD
Website



<http://qr.weibo.cn/g/5e795u>

Weibo



<https://vimeo.com/user4038886>

Vimeo



<https://plus.google.com/u/0/107047391658933717455/posts>

Google+



<https://www.facebook.com/officialzhiyun-support/>

Facebook
(Zhiyun Support)



<https://www.facebook.com/ZhiyunGlobal/>

Facebook
(Zhiyun Tech)



<http://i.youku.com/i/UMTU4MjU5ODQx>

Mg==
Youku



<https://www.youtube.com/channel/UCeeYm4DCcKiN6hmKBspX>

8lg
Youtube



<http://weixin.qq.com/r/2EhJUdLEKY9WrZYy9x3K>

Wechat



https://www.instagram.com/zhiyun_tech/

Instagram

Tel: +86 400 900 6868

USA Hotline: +1 [808-319-6137](tel:+18083196137), 9:00-18:00 GMT-7, Mon-Fri

Europe Hotline: +49 0 61018132180, 10:00-17:00 GMT+1, Mon-Fri

Web: www.zhiyun-tech.com

E-mail: info@zhiyun-tech.com

Address: 09 Huangtong Road, Tieshan Industrial Zone, Qixing District, Guilin, 541004, Guangxi, China

Certificate of Quality

This product is confirmed to meet quality standards and permitted for sale after strict inspection.



QC Inspector:

For full product information, please visit ZHIYUN's official website: Content on www.zhiyun-tech.com is subject to update without notice.

ZHIYUN™ is a trademark of ZHISHEN

All product names or brands referred to hereunder may be trademarks or registered trademarks of their respective holders.

Copyright © 2024 ZHISHEN. All rights reserved.

ZHIYUN

Documents / Resources

The thumbnail shows a document interface with two main sections: 'Quick Keyword Search' with a magnifying glass icon and 'Quick Jump between Chapters' with a list icon. Text at the top says 'The following features are available in this PDF document.' Text at the bottom says 'Help Center: Visit Help Center to get more support resources.'	<p>ZHIYUN ZYEX1F06 Smooth Smartphone Stabilizer [pdf] User Guide ZYEX1F06, 2AIHFZYEX1F06, ZYEX1F06 Smooth Smartphone Stabilizer, ZYEX1F06, Smooth Smartphone Stabilizer, Smartphone Stabilizer, Stabilizer</p>
--	--

References

- [Home Page](#)
- [User Manual](#)

[Manuals](#) · [Privacy Policy](#)

This website is an independent publication and is neither affiliated with nor endorsed by any of the trademark owners. The "Bluetooth®" word mark and logos are registered trademarks owned by Bluetooth SIG, Inc. The "Wi-Fi®" word mark and logos are registered trademarks owned by the Wi-Fi Alliance. Any use of these marks on this website does not imply any affiliation with or endorsement.