



Zhejiang Dahua Vision Technology ASI1212F Access Standalone User Manual

[Home](#) » [Zhejiang Dahua Vision Technology](#) » Zhejiang Dahua Vision Technology ASI1212F Access Standalone User Manual 

Contents

- [1 Zhejiang Dahua Vision Technology ASI1212F Access Standalone](#)
- [2 Legal and Regulatory Information](#)
- [3 Regulatory Information](#)
- [4 FCC](#)
- [5 About the Manual](#)
- [6 Important Safeguards and Warnings](#)
- [7 Documents / Resources](#)
- [8 Related Posts](#)

Zhejiang

Zhejiang Dahua Vision Technology ASI1212F Access Standalone



Legal and Regulatory Information

Legal Considerations

Video surveillance can be regulated by laws that vary from country to country. Check the laws in your local region before using this product for surveillance purposes.

Disclaimer

Every care has been taken in the preparation of this document. Please inform your nearest Dahua office of any inaccuracies or omissions. Dahua Technology shall not be held responsible for any technical or typographical errors and reserves the right to make changes to the product and manuals without prior notice. Dahua Technology makes no warranty of any kind with regard to the material contained within this document, including, but not limited to, the implied warranties of merchantability and fitness for a particular purpose. Dahua Technology shall not be liable or responsible for incidental or consequential damages in connection with the furnishing, performance or use of this material. This product is only to be used for its intended purpose.

Intellectual Property Rights

Dahua Technology retains all, intellectual property rights relating to technology embodied in the product described in this document.

Equipment Modifications

This equipment must be installed and used in strict accordance with the instructions given in the user documentation. This equipment contains no user-serviceable components. Unauthorized equipment changes or modifications will invalidate all applicable regulatory certifications and approvals.

Trademark Acknowledgments

alhua alhua HDCVI, lmo are registered trademarks or trademark applications of Dahua Technology in various jurisdictions. All other company names and products are trademarks or registered trademarks of their respective companies

Regulatory Information

European Directives Compliance

This product complies with the applicable CE marking directives and standards:

- Low Voltage (LVD) Directive 2014/35/EU.
- Electromagnetic Compatibility (EMC) Directive 2014/30/EU.
- Restrictions of Hazardous Substances (RoHS) Directive 2011/65/EU and its amending Directive (EU) 2015/863.

A copy of the original declaration of conformity may be obtained from Dahua Technology. The most up-to-date copy of the signed EU Declaration of Conformity (DoC) can be downloaded from:

www.dahuasecurity.com/support/notice/

CE-Electromagnetic Compatibility (EMC)

This digital equipment is compliant with Class B according to EN 55032.

CE-Safety

This product complies with IEC/EN/UL 60950-1 or IEC/EN/UL 62368-1, Safety of Information Technology Equipment.

Declaration of Conformity CE

(Only for the product has RF function)

Hereby, Dahua Technology declares that the radio equipment is compliant with Radio Equipment Directive (RED) 2014/53/EU. The full text of the EU declaration of conformity 1S is available at the following internet address:

www.dahuasecurity.com/supportnotice/

USA Regulatory Compliance

FCC

This device complies with Part 15 of the FCC Rules. Operation is subject to the following two conditions:

1. This device may not cause harmful interference.
2. This device must accept any interference received, including interference that may cause undesired operation.

The attention that changes or modifications not expressly approved by the party responsible for compliance could void the user's authority to operate the equipment.

Note: This product has been tested and found to comply with the limits for a Class B digital device, pursuant to Part 15 of the FCC Rules. These limits are designed to provide reasonable protection against harmful interference in a residential installation. The product generates, uses, and can radiate radio frequency energy and, if not installed and used in accordance with the instructions, may cause harmful interference to radio communications. However, there is no guarantee that interference will not occur in a particular installation. If this product does cause harmful interference to radio or television reception, which can be determined by turning the equipment off and on, the user is encouraged to try to correct the interference by one or more of the following measures

- Reorient or relocate the receiving antenna.
- Increase the separation between the equipment and receiver
- Connect the equipment into an outlet on a circuit different from that to which the receiver is connected.
- Consult the dealer or an experienced radio/TV technician for help.

FCC DOC Statement can be from downloaded at <https://us.dahuasecurity.com/support/notices>

Canada Regulatory Compliance

ICES-003

This Class B digital apparatus complies with Canadian ICES-003. Cet appareil numérique de la classe B est conforme à la norme NMB-003 du Canada. This device complies with Industry Canada licence-exempt RSS

standard(s). Operation is subject to the following two conditions:

1. This device may not cause interference, and
2. This device must accept any interference, including interference that may cause undesired operation of the device.

RF exposure warning

(Only for the product has RF communication function)

This equipment should be installed and operated with a minimum distance 20cm between the radiator and your body. Under Industry Canada regulations, this radio transmitter may only operate using an antenna of a type and maximum (or lesser) gain approved for the transmitter by Industry Canada. To reduce potential radio interference to other users, the antenna type and its gain should be So chosen that the equivalent isotropically radiated power (e.i.r.p.) is not more than that necessary for successful communication.

Japan Regulatory Compliance

VC

These products comply with the requirements of VCCI Class B Information Technology Equipment.

Batteries

Correct disposal of batteries in this product

This marking on the battery indicates that the batteries in this product should not be disposed or with other household waste at the end or their working life. Where marked, the chemical symbols Hg, Cd or Pb indicate that the battery contains mercury, cadmium, or lead above the reference levels in Directive 2006/66/EC and its amending Directive 2013/56/EU. If , batteries are not properly disposed of, these substances can cause harm to human health or the environment

CAUTION

Risk of explosion if the battery is replaced by an incorrect type. Dispose of used batteries according to the instructions.

Safety

The product complies with IEC/EN/UL 60950-1, Information Technology Equipment- Safety- Part 1: General Requirements; or complies with/EN/UL 62368-1, Audiovideo, information and communication technology equipment- Part 1: Safety requirements.

If the power supply to the product is from an external power adaptor without Connecting to AC Mains, and the product is not shipped with a power adaptor, customers are required to use the external power adaptor that must fulfill requirements for Safety Extra Low Voltage (SELV) and Limited Power Source (LPS).

Waste Electrical and Electronic Equipment (WEEE) statements Disposal and Recycling

When this product has reached the end of its useful life, dispose of it according to local laws and regulations. For information about your nearest designated collection point, contact your local authority responsible for waste disposal. In accordance with local legislation, penalties may be applicable Tor incorrect disposal of this waste. This symbol means that the product shall not be disposed of together With household or commercial waste. Directive 2012/19/EU on waste electrical and electronic equipment (WEEE) IS applicable in the EuropeanUnion member states. To prevent potential harm to human health and the environment, the product must be disposed of in an approved and environmentally safe recycling process. For information about your nearest designated collection pOint, contact your local authority responsible for waste disposal., Businesses should contact the product supplier for information abOut how to dispose of this product correctly.

Privacy Protection Notice

As the device user or data controller, you might collect personal data of others such as the face, fingerprints, car plate numbers, Email addresses, phone numbers, GPS, and so on. You need to be in compliance with the local mprivacy protection laws and regulations to protect Une legitimate rights and interests of other people by implementing measures, including but not limited to: providing clear and visible identification to Inform data

subject the existence or surveillance area and providing related contact.

About the Manual

- The manual is for reference only. If there is an inconsistency between the manual and the actual product, the actual product shall prevail. We are not liable for any loss caused by the operations that do not comply with the manual.
- The manual would be updated according to the latest laws and regulations of related jurisdictions. For detailed information, refer to the paper manual, CD-ROM, QR code or our official website. If there is an inconsistency between the paper manual and the electronic version, the electronic version shall prevail.
- All the designs and software are subject to change without prior written notice. The product updates might cause some differences between the actual product and the manual. Please contact customer service for the latest program and supplementary documentation.
- There Still might be deviations in technical, data, functions, and operations description, or errors in print. If there is any doubt or dispute, we reserve the right of a final explanation.
- Upgrade the reader software or try other mainstream reader software if the manual (in PDF format) cannot be opened.
- All trademarks, registered trademarks and the company names in the manual are the properties of their respective owners.
- Please visit our website, contact the supplier or customer service if there is any problem occurring when using the device
- If there is any uncertainty or controversy, we reserve the right of a final explanation.

Support

Should you require any technical assistance, please contact your Dahua distributor. your questions cannot be answered immediately, your distributor will forward your queries through the appropriate channels to ensure a rapid response. If you are connected to the Internet, you can:






- Download user documentation and software updates.
- Search by product, category, or phrase.
- Report problems to Dahua support staff by logging in to your private Support area.
- Chat with Dahua support staff.
- Visit Dahua Support at www.dahuasecurity.com/support.

Important Safeguards and Warnings

This Chapter describes the contents covering proper handling of the device, hazard prevention, and prevention of property damage. Read these contents carefully before using the device, comply with them when using, and keep it well for future reference.

Safety Instructions

The following categorized signal words with defined meaning might appear in the manual.

Signal Words	Meaning
 DANGER	Indicates a high potential hazard which, if not avoided, will result in death or serious injury.
 WARNING	Indicates a medium or low potential hazard which, if not avoided, could result in slight or moderate injury.
 CAUTION	Indicates a potential risk which, if not avoided, could result in property damage, data loss, lower performance, or unpredictable result.
 TIPS	Provides methods to help you solve a problem or save you time.
 NOTE	Provides additional information as the emphasis and supplement to the text.

Safety Requirement

- Abide by local electrical safety standards to ensure that the voltage is stable and complies with the power supply requirement of the device.
- Transport, use, and store the device under the allowed humidity and temperature conditions. Refer to the corresponding technical specifications of the device for specific working temperature and humidity.
- Do not place the device in a location exposed to dampness, dust, extreme hot or cold, strong electronic radiation, or unstable lighting Conditions.
- Do not install the device in a place near the heat source, such as a radiator, heater, furnace, or another heat-generating device to avoid fire.
- Prevent liquid from flowing into the device to avoid damage to internal Components.
- Install the device horizontally or install on a stable place to prevent it from falling
- Install the device in a well-ventilated place, and do not block the ventilation of the device.
- Do not disassemble the device arbitrarily.
- Avoid heavy stress, violent vibration, and soaking during transportation storage, and installation. The complete package is necessary during the transportation.
- Use the factory package or the equivalent for transportation.

Battery

Low battery power affects the operation of the RTC, causing it to reset at every power-up. When the battery needs replacing, a log message will appear in the product's server report. For more information about the server report, see the product's setup pages or contact Dahua support.

WARNING

- Risk of explosion if the battery is incorrectly replaced.
- Replace only with an identical battery or a battery that is recommended by Dahua.
- Dispose of used batteries according to local regulations or the battery

Contact Information

ZHEJIANG DAHUA VISION TECHNOLOGY Co., LTD.

- Address: No.1199, Bin'an Road, Binjiang District, Hangzhou, P.R. China
- Postcode: 310053
- Tel: +86-571-87688883
- Fax: +86-571-87688815
- Email: overseas@dahuatech.com
- Website: www.dahuasecurity.com

Documents / Resources



[Zhejiang Dahua Vision Technology ASI1212F Access Standalone](#) [pdf] User Manual
ASI1212F-D, SVN-ASI1212F-D, ASI1212F, SVN-ASI1212F, Access Standalone