



Zenitel TMIV-1+ Turbine Mini Video Intercom User Guide

[Home](#) » [Zenitel](#) » Zenitel TMIV-1+ Turbine Mini Video Intercom User Guide



Contents [[hide](#)

1 Turbine Mini Video Intercom

2 Flush Mount 2-Gang Back Boxes – TA-2 & TA-3

3 Flush Mounting Procedure

4 Camera Field of View

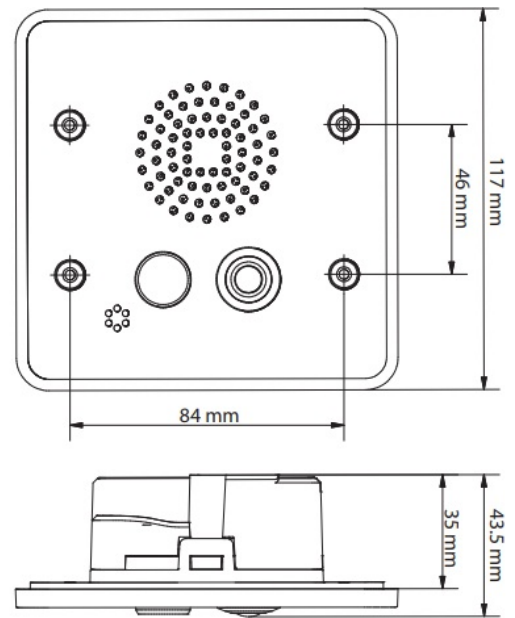
5 Documents / Resources

6 Related Posts

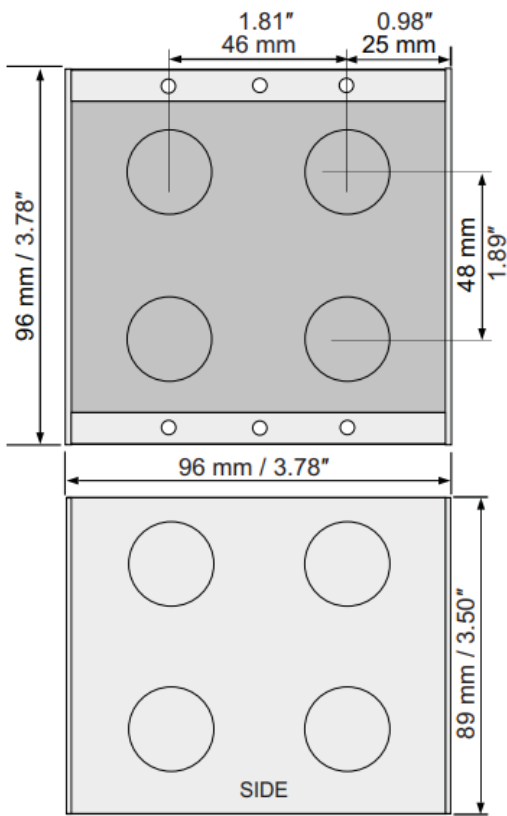
Turbine Mini Video Intercom

This document describes the dimensions, mounting procedure, and camera Field of View of the TMIV-1+ Turbine Mini Video Intercom. Zenitel takes no responsibility for damages caused by improper or inadequate mounting.

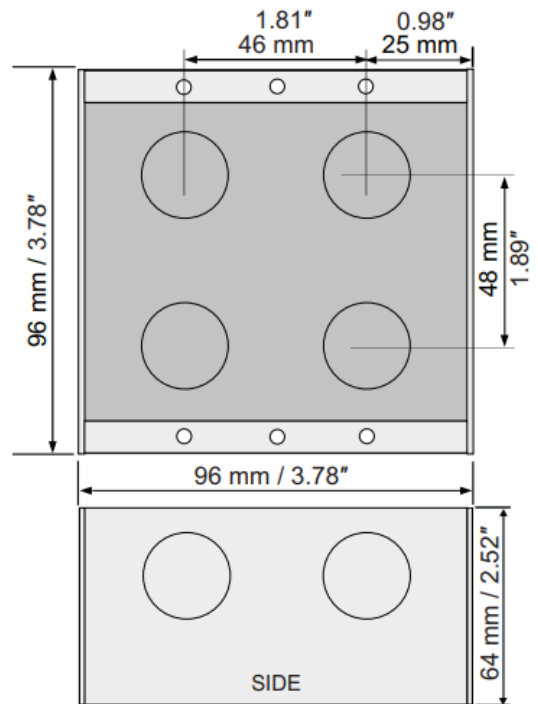
Item Number	Type	Item Name
1008117010	TMIV-1+	Turbine Mini Video Intercom
1008140020	TA-2	Flush Mount 2-Gang Double-Depth Back Box
1008140030	TA-3	Flush Mount 2-Gang Back Box
1008140320	TA-32	On-Wall Back Box



Flush Mount 2-Gang Back Boxes – TA-2 & TA-3



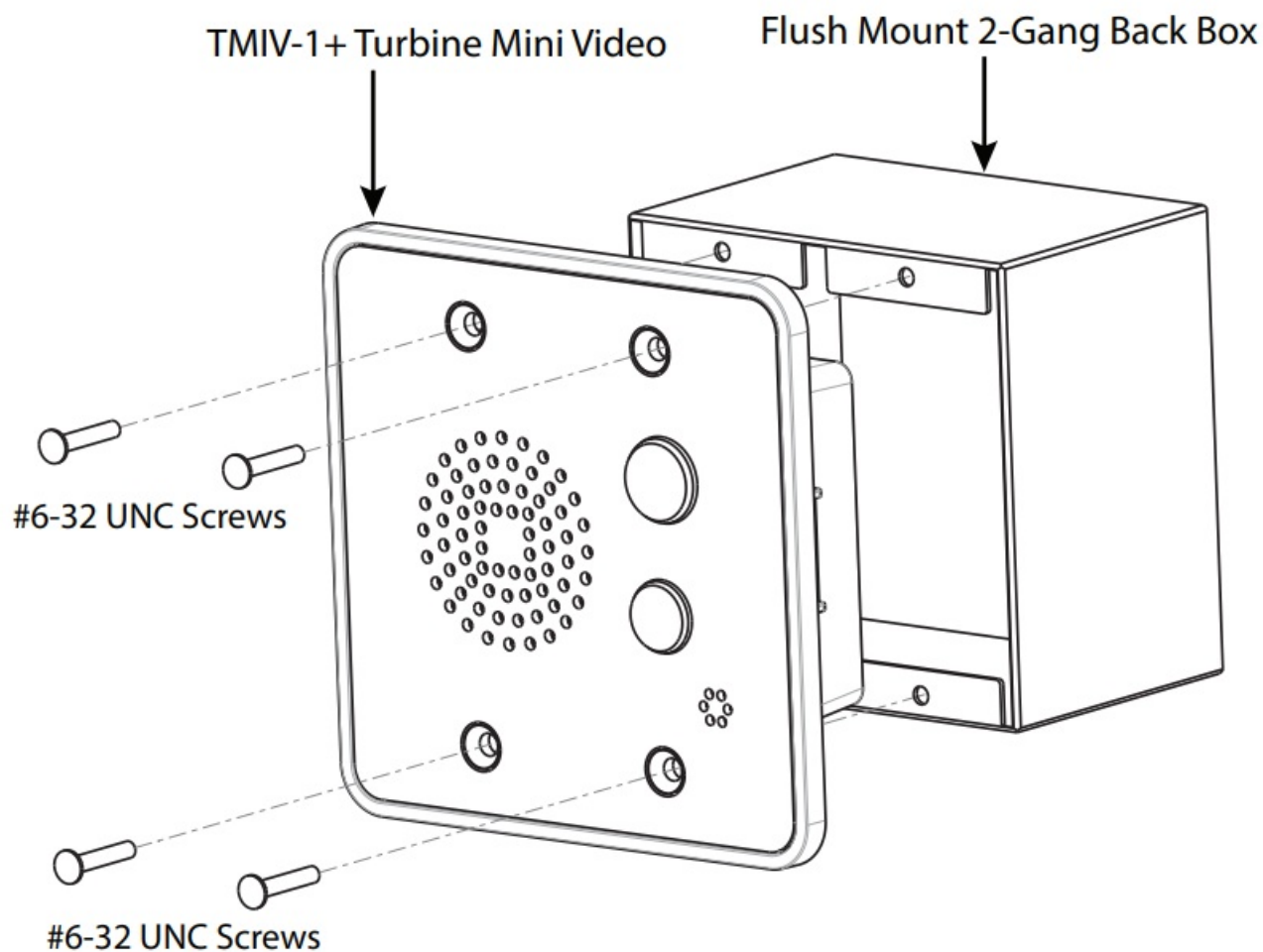
TA-2



TA-3

L It is recommended to utilize back boxes with weep holes at the bottom.

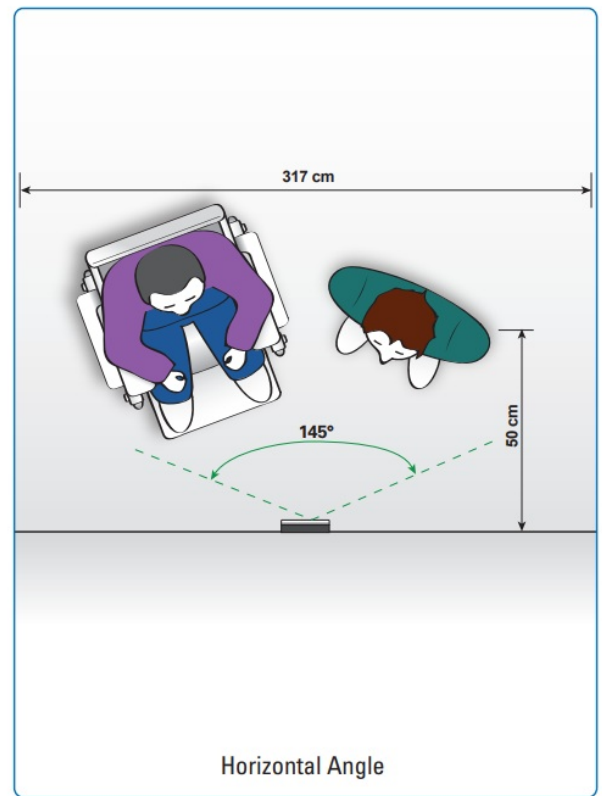
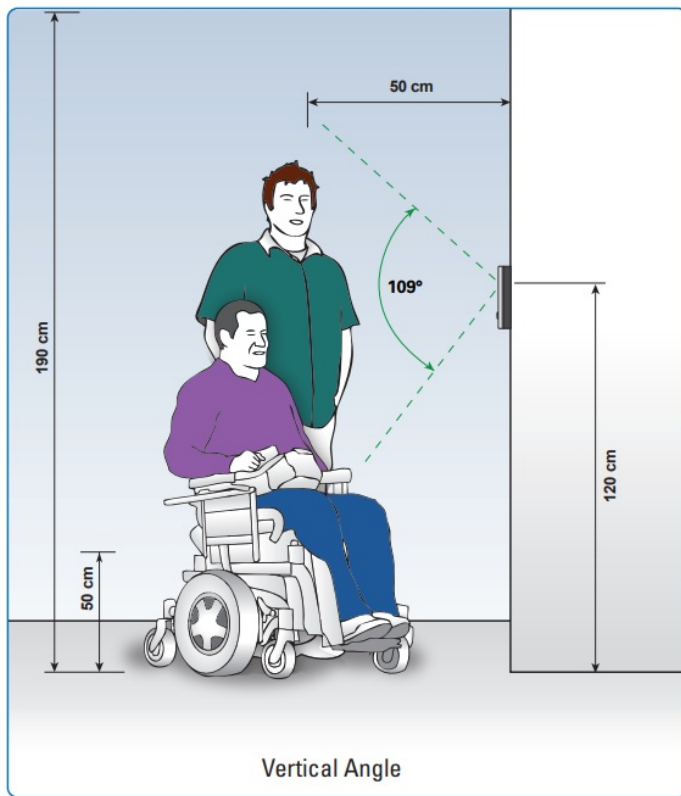
Flush Mounting Procedure



To attain the rated ingress protection of IP44, flush mounting of TMIV-1+ must only be done on a surface that is completely planar, smooth, and clean. Any surface irregularities must not exceed 0.5 mm. If this is not achievable in a reliable manner, appropriate sealant or filler should be applied to seal the gap between the station and the wall. Optionally, the on-wall back box TA-32 could be used.

1. Mount the 2-gang back box into the wall
2. Fasten the TMIV-1+ intercom to the back box with four #6-32 UNC countersunk-head screws

Camera Field of View



cs@stentofon.com

Zenitel and its subsidiaries assume no responsibility for any errors that may appear in this publication, or for damages arising from the information therein. Zenitel products are developed and marketed by Zenitel. The company's Quality Assurance System is certified to meet the requirements in NS-EN ISO 9001. Zenitel reserves the right to modify designs and alter specifications without notice.

ZENITEL PROPRIETARY. This document and its supplementing elements contain Zenitel or third-party information which is proprietary and confidential. Any disclosure, copying, distribution or use is prohibited, if not otherwise explicitly agreed in writing with Zenitel. Any authorized reproduction, in part or in whole, must include this legend: Zenitel – All rights reserved.

Documents / Resources

	<p>Zenitel TMIV-1+ Turbine Mini Video Intercom [pdf] User Guide</p> <p>TMIV-1 Turbine Mini Video Intercom, TMIV-1, Turbine Mini Video Intercom, Mini Video Intercom, Video Intercom, Intercom</p>
--	--