



ZEISS 0482 Visco Ject Bio2.2 Injector Set Instructions

[Home](#) » [Zeiss](#) » ZEISS 0482 Visco Ject Bio2.2 Injector Set Instructions 



VISCOJECT-BIO 2.2 Injector Set
Handling instruction for 4-point haptic IOLs

Contents

- [1 0482 Visco Ject Bio2.2 Injector Set Instructions](#)
- [2 Documents / Resources](#)
 - [2.1 References](#)

0482 Visco Ject Bio2.2 Injector Set Instructions




Place a small amount of OVD* in the cartridge tip.

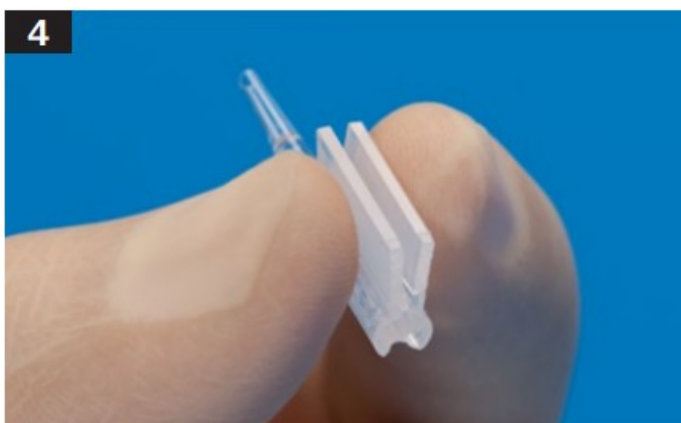
Place a line of OVD in each channel of the cartridge.
Do not touch the tip of the cartridge.



Place the lens in the center of the open cartridge. Push down on the edges of the optic to ensure that the optic haptics are positioned under the ledges of the cartridge.



For toric and multifocal IOLs, mind the orientation holes and the meridian marks.



Maintain the IOL in place with the folding forceps while folding the cartridge. Close the cartridge until you hear a click.





Place the cartridge into the injector and move it forward as far as it will go. The lens is ready for implantation.

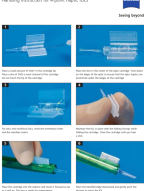


Place the bevelled edge downward and gently push the plunger to inject the IOL.

OUS 32 022 01791 CZ-8/2074 International edition: Only for sale in selected countries The contents of the brochure may differ from the current status of approval of the product or service offering in your country. Please contact our regional representatives for more information. Subject to changes in design and scope of delivery and due to ongoing technical development, VISCOJECT is a trademark of Meditel Carl Zeiss Meditec AG, 2024 All rights reserved

 **0482**
VISCOJECT-Bio 2.2 Injector Set
 **Meditel AG**
 Dornierstrasse 11
 9423 Altenrhein
 Switzerland
www.zeiss.com/injectors
www.zeiss.com/med/contacts

Documents / Resources

	<p>ZEISS 0482 Visco Ject Bio2.2 Injector Set [pdf] Instructions 0482, 0482 Visco Ject Bio2.2 Injector Set, 0482, Visco Ject Bio2.2 Injector Set, Ject Bio2.2 Injector Set, Bio2.2 Injector Set, Injector Set, Set</p>
---	--

References

- [Contact us](#)
- [User Manual](#)

[Manuals+](#), [Privacy Policy](#)

This website is an independent publication and is neither affiliated with nor endorsed by any of the trademark owners. The "Bluetooth®" word mark and logos are registered trademarks owned by Bluetooth SIG, Inc. The "Wi-Fi®" word mark and logos are registered trademarks owned by the Wi-Fi Alliance. Any use of these marks on this website does not imply any affiliation with or endorsement.