




zedt ap-smt-breaker02-1ch wifi smart switch User Guide

[Home](#) » [zedt](#) » zedt ap-smt-breaker02-1ch wifi smart switch User Guide 

zedt ap-smt-breaker02-1ch wifi smart switch User Guide



Contents

- [1 Parameter](#)
- [2 Download The App](#)
- [3 Please wire the device according to the marking on the cover.](#)
 - [3.1 The wiring diagram to conned the elednml appliance](#)
 - [3.2 The wiring diagram to connect the light.](#)
- [4 Documents / Resources](#)
- [5 Related Posts](#)

Parameter

Input: AC 100-240V 50/60Hz 16AMax

Output: AC 100-240V 50/60Hz 16AMax

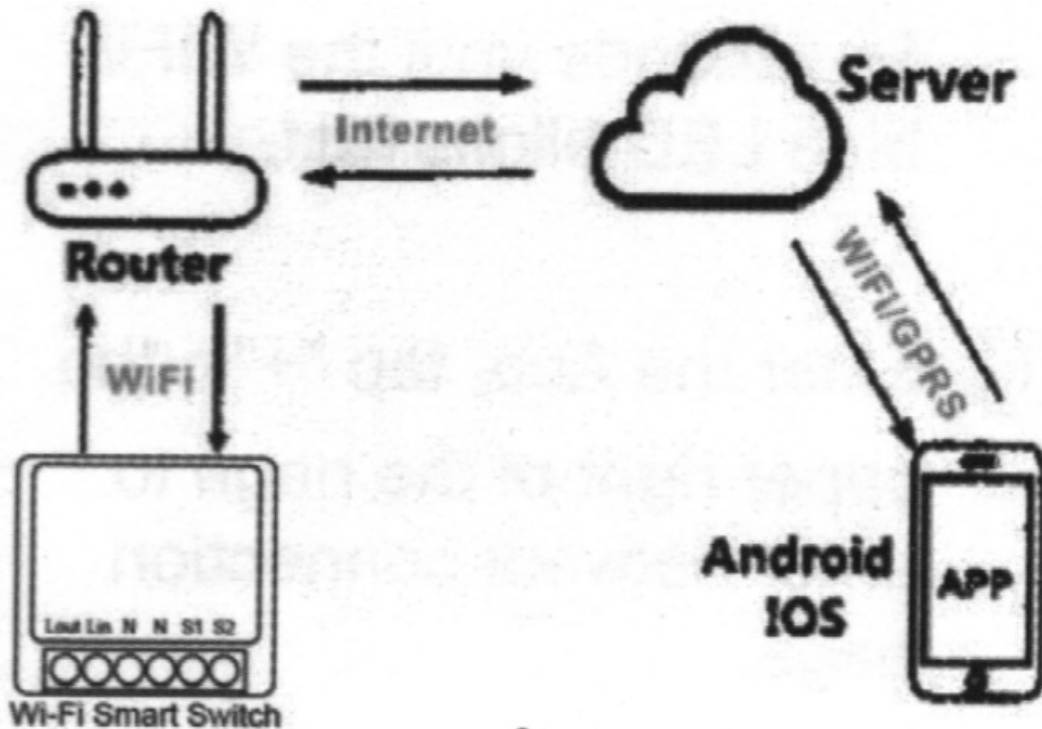
Wi-Fi: IEEE 802.11 b/g/n 2.4GHz

Material: PC V0

Size: 41x20x41mm

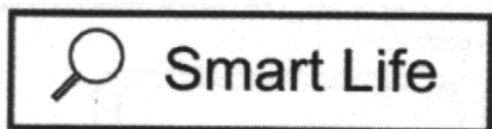
Checklist before using the device

- Your smart phone or tablet has connected to a 2.4G WiFi with internet.
- You have the correct WiFi password.
- Your smart phone or tablet must have access to APP Store, Google Play.
- Make sure that your router is MAC-open.



Download The App

1. Start with "Smart Life" APP



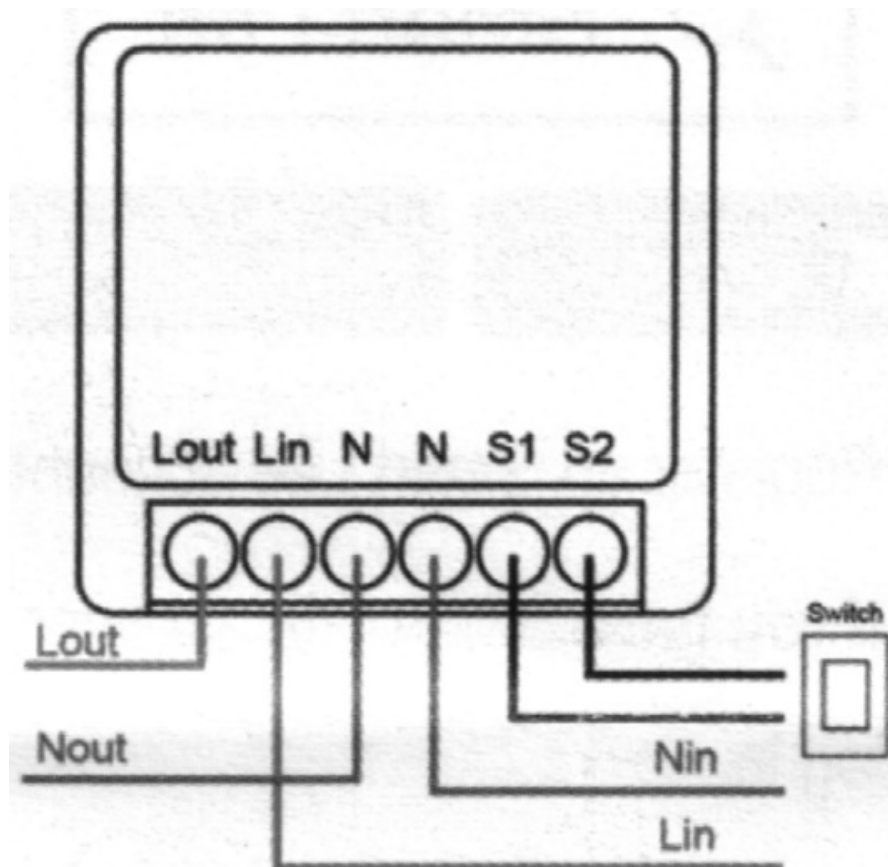
2. Register an Smart Life account.
3. If you have Smart Life account, just log in.



Please wire the device according to the marking on the cover.

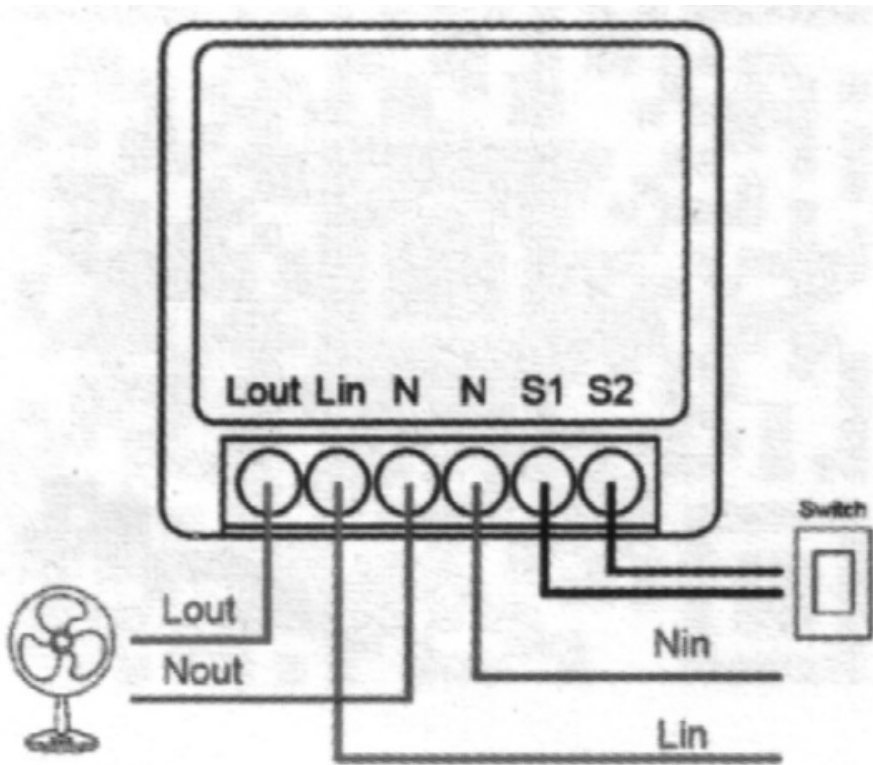
ON/OFF operating principle:

The connected appliances work/stop through live wire power on/off . the device must be power by L and N.

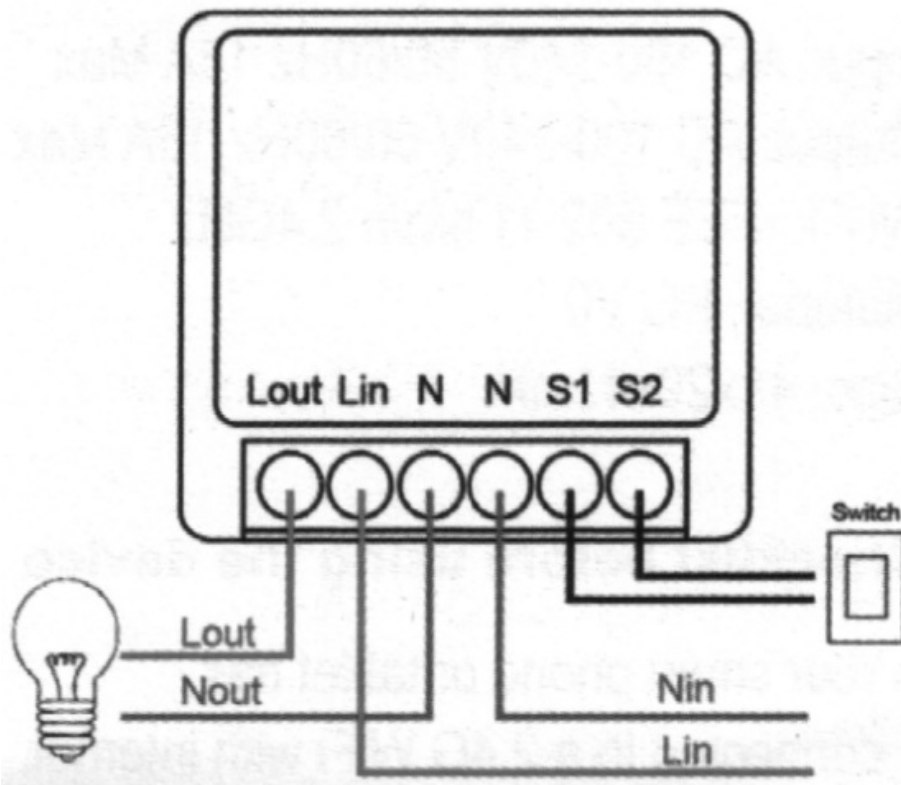


Warning: S1 and S2 can only be connected to the two ends of the wall, and cannot be connected to strong power such as zero fire line.

The wiring diagram to conned the ellednml appliance




The wiring diagram to connect the light.



1. Power on after completion of wiring, and the device is turned on by default, Press and hold the button for about 5s seconds until the WiFil blue LED blinks fast.
2. Enter the App, tap "+" in the upper right of the page to enter network connection page.
3. Please make sure the device's indicator light rapidly flashes (2 times per second) tap to go on to the next step.
4. Input your Wi-Fi & password.
5. Name your device.

6. When the Wi-Fi LED is on , the device is online. Start to control now!

Documents / Resources

	<p>zedt ap-smt-breaker02-1ch wifi smart switch [pdf] User Guide</p> <p>ap-smt-breaker02-1ch wifi smart switch, wifi smart switch, smart switch</p>
---	--