



# ZEBRA Voice Client Workforce Connect User Guide

[Home](#) » [ZEBRA](#) » ZEBRA Voice Client Workforce Connect User Guide 



**Voice Client**  
Version 9.0.22207+  
Workforce Connect  
**Administrator Guide for Licensing**  
MN-004176-07EN Rev A

## Contents

- 1 Voice Client Workforce Connect
- 2 Terms of Use
- 3 About This Document
  - 3.1 Icon Conventions
  - 3.2 Notational Conventions
- 4 Quick Activation
  - 4.1 Deployment Using Extension Manager
  - 4.2 Deployment Without Extension Manager
  - 4.3 Activate WFC Voice Using a Token
  - 4.4 Activation Methods
- 5 Licensing
  - 5.1 Feature-based Licensing
  - 5.2 Upgrade from Previous Versions of WFC Voice
  - 5.3 Licensing Information in the Portal
  - 5.4 Licenses and Assigned Tabs
  - 5.5 Assigned Tab
- 6 Troubleshooting
  - 6.1 Troubleshooting 9.0.21112 and Later
  - 6.2 Troubleshooting 9.0.20306 to 9.0.21111
- 7 Documents / Resources
  - 7.1 References
- 8 Related Posts

## Voice Client Workforce Connect

### Copyright

2022/09/21

ZEBRA and the stylized Zebra head are trademarks of Zebra Technologies Corporation, registered in many jurisdictions worldwide. All other trademarks are the property of their respective owners. ©2022 Zebra Technologies Corporation and/or its affiliates. All rights reserved.

Information in this document is subject to change without notice. The software described in this document is furnished under a license agreement or nondisclosure agreement. The software may be used or copied only in accordance with the terms of those agreements.

For further information regarding legal and proprietary statements, please go to:

**SOFTWARE:** [zebra.com/linkoslegal](https://zebra.com/linkoslegal).

**COPYRIGHTS:** [zebra.com/copyright](https://zebra.com/copyright).

**PATENTS:** [ip.zebra.com](https://ip.zebra.com).

**WARRANTY:** [zebra.com/warranty](https://zebra.com/warranty).

**END USER LICENSE AGREEMENT:** [zebra.com/eula](https://zebra.com/eula).

## Terms of Use

### Proprietary Statement

This manual contains proprietary information of Zebra Technologies Corporation and its subsidiaries ("Zebra Technologies"). It is intended solely for the information and use of parties operating and maintaining the equipment described herein. Such proprietary information may not be used, reproduced, or disclosed to any other parties for any other purpose without the express, written permission of Zebra Technologies.

### Product Improvements

Continuous improvement of products is a policy of Zebra Technologies. All specifications and designs are subject

to change without notice.

### Liability Disclaimer

Zebra Technologies takes steps to ensure that its published Engineering specifications and manuals are correct; however, errors do occur. Zebra Technologies reserves the right to correct any such errors and disclaims liability resulting therefrom.

### Limitation of Liability

In no event shall Zebra Technologies or anyone else involved in the creation, production, or delivery of the accompanying product (including hardware and software) be liable for any damages whatsoever (including, without limitation, consequential damages including loss of business profits, business interruption, or loss of business information) arising out of the use of, the results of use of, or inability to use such product, even if Zebra Technologies has been advised of the possibility of such damages. Some jurisdictions do not allow the exclusion or limitation of incidental or consequential damages, so the above limitation or exclusion may not apply to you.

### About This Document

This guide only applies to WFC Voice version 9.0.20306 or later.



**NOTE:** Workforce Connect Voice (WFC Voice) provides PBX features for select Zebra mobile computers. These features improve the effectiveness of communications within an organization, providing enterprise voice communications across multiple media types on unified mobile devices.




**IMPORTANT:** Contact Zebra when upgrading from a previous version of WFC Voice to version 9.0.20306 or later. In WFC Voice version 9.0.20306 and later, licensing is based on features and Activations IDs from previous versions of WFC Voice cannot be used.

This guide provides the following information needed to license WFC Voice 9.0.20306 and later:

- Quick Activation on page 6
- Feature-based Licensing on page 8
- Upgrade from Previous Versions of WFC Voice on page 8
- Licensing Information in the Portal on page 9
- Troubleshooting on page 12

### Icon Conventions

The documentation set is designed to give the reader more visual clues. The following visual indicators are used

throughout the documentation set.  **NOTE:** The text here indicates information that is supplemental for the user to know and that is not required to complete a task.



**IMPORTANT:** The text here indicates information that is important for the user to know.



**CAUTION:** If the precaution is not heeded, the user could receive a minor or moderate injury.



**WARNING:** If danger is not avoided, the user CAN be seriously injured or killed.



**DANGER:** If danger is not avoided, the user WILL be seriously injured or killed.

## Notational Conventions

The following conventions are used in this document:

- Bold text is used to highlight the following:
  - Dialog box, window, and screen names
  - Drop-down list and list box names
  - Checkbox and radio button names
  - Icons on a screen
  - Key names on a keypad
  - Button names on a screen
- Bullets (•) indicate:
  - Action items
  - List of alternatives
  - Lists of required steps that are not necessarily sequential.
- Sequential lists (for example, those that describe step-by-step procedures) appear as numbered lists.

## Quick Activation

This section provides the information necessary to get your WFC Voice client licensed. It is recommended that you read all sections of this guide to become familiar with WFC Voice licensing for versions 9.0.20306 and later.



**IMPORTANT:** Do not use Activation IDs to activate WFC Voice version 9.0.20306 or later. For information on upgrading from previous versions of WFC Voice, go to Upgrade from Previous Versions of WFC Voice on page 8.

### Deployment Using Extension Manager

When the device and Extension Manager are configured correctly, WFC Voice is automatically licensed during deployment. An Extension Manager token, provided in your welcome email, assists in configuring your devices to access Extension Manager.

For information on how to configure Extension Manager, refer to the Workforce Connect Extension Manager Configuration Guide.

For information on how to view or modify your Extension Manager token, refer to the Workforce Connect Provisioning Manager Customer Administrator Guide.

### Deployment Without Extension Manager

When a deployment does not include Extension Manager, WFC Voice requires a Direct Access token to retrieve licenses. Direct Access tokens are provided in the welcome email from Zebra.

### Activate WFC Voice Using a Token

Several methods are available for activating WFC Voice using a token.

Before you begin, ensure the following prerequisites are met:

- If using a firewall, ensure it allows access to the Zebra provisioning servers using port 443 at: [wfc-provisioning1.pttpro.zebra.com](https://wfc-provisioning1.pttpro.zebra.com).
- When using the Direct Access token for deployments without Extension Manager, you must configure the

desired PBX types in WFC Voice before activation. All other configurations can be done after WFC Voice is licensed. Configuring PBX types (also referred to as Profile types) is described in the Zebra WFC Voice PBX Administrator Guide for your PBX.



**NOTE:** WFC Voice version 9.0.21112 and later remains in a Waiting for Configuration state until the PBX types are configured.

- Remove Activation IDs from the WFCConnect XML configuration file.

## Activation Methods

Use one of the following methods to activate using a token:

- Add the token to the WFCConnect.xml configuration file in the license\_key attribute.  
**<license\_key>token<license\_key>**
- Send an intent with the token using ADB or an MDM using the format in the following ADB example.  
**adb shell am start -a android.intent.action.VIEW -d "wfcvp://<token>"**
- Enter the token manually from the WFC Voice client activation screen.
- Enter the token from the WFC Voice client activation screen by scanning the QR code included in the welcome email from Zebra.

When licensing is successful, the WFC Voice client registers with the configured PBX(s).

## Licensing

This section provides detailed information about licensing for WFC Voice. It is recommended that you read all sections of this guide to become familiar with WFC Voice licensing for versions 9.0.20306 and later.



**IMPORTANT:** Do not use Activation IDs to activate WFC Voice version 9.0.20306 or later. For information on upgrading from previous versions of WFC Voice, go to Upgrade from Previous Versions of WFC Voice on page 8.

### Feature-based Licensing

When WFC Voice purchase orders are processed, an Activation ID (AID) is generated by the licensing system. Versions of WFC Voice earlier than 9.0.20306 used AID-based licensing, where the AID had to be entered into the client. AIDs were sent from the WFC Voice client to the licensing system, and the licensing system then returned the feature licenses (PBX types) associated with that AID back to the client.

In WFC Voice versions 9.0.20306 and later, licensing is based on the feature licenses, eliminating the need to enter the AID into the client. Feature-based licensing allows the WFC Voice client to request feature licenses for the PBX types configured in the device.

How feature-based licensing is performed depends on the customer deployment.

- When deployment includes Extension Manager, WFC Voice is automatically licensed with the required feature licenses. The Extension Manager token assists in configuring your devices to access Extension Manager, which is where they are licensed.
- For deployments not using Extension Manager, licensing of WFC Voice is triggered by a Direct Access token programmed into the device using one of the methods discussed in Quick Activation on page 6. The token is

an alphanumeric string that associates a device with a customer. Once the device is associated with a customer using a token, the client can request feature licenses based on its configuration.

Advantages of feature-based licensing are:

- Eliminates the need to enter 32 digit AIDs in the client.
- Automated licensing when deployed using Extension Manager.
- Improved reliability and response time during licensing.

#### Upgrade from Previous Versions of WFC Voice

Contact Zebra to upgrade from a previous version of WFC Voice to version 9.0.20306 or later.

Before you can upgrade WFC Voice on your devices, Zebra must generate a new AID and provide you with a licensing token. The AID and token are sent in a welcome email from Zebra. Wait 24 hours before using the new token to allow the licensing information to be updated in the system. This waiting period is not required for new customers.

For instructions on how to activate WFC Voice using a token, go to Activate WFC Voice Using a Token on page 6.

#### Licensing Information in the Portal

You can view used and available licenses in the Extension Manager and Provisioning Manager Portals. For details on using Extension Manager to view licenses, refer to the Workforce Connect Extension Manager Configuration Guide. For details on using Provisioning Manager to view licenses, refer to the WFC Provisioning Manager Customer Administrator Guide.

Tokens are created by the WFC Provisioning Manager. For information on how to view or modify your Extension Manager token, refer to the WFC Provisioning Manager Customer Administrator Guide.

Each WFC Voice product you purchase contains one or more licenses, which are displayed in the Extension Manager and Provisioning Manager Portals as feature licenses. For example, if you purchase WFC Voice Mitel, the Extension Manager and Provisioning Manager Portals display feature licenses for Base and for Mitel. The features displayed in the portals varies based on the exact product purchased.

The Base license is included with every WFC Voice product and is required for WFC Voice to operate.

The Standard PBX feature license allows you to enable any of the standard PBXs in the WFC Voice client. You can view the Standard PBX in the Extension Manager and Provisioning Manager Portals, but it does not appear as a PBX choice in the WFC Voice client.

**NOTE:** The Extension Manager and Provisioning Manager Portals may display versions 9.0 and 8.2 of the Base license, however, only version 9.0 is used by the Extension Manager and Provisioning manager.

The following table illustrates the features included in each WFC Voice product.

**Table 1** Feature Licenses

Purchased Product	Description	Feature License
WFC Voice Client SW Standard PBX Bundle v9	Enables any standard PBX1	Base
		Standard
WFC Voice Client SW Premium PBX Bundle v9	Enables any standard or premium PBX1. Premium PBXs use one Standard PBX and one premium feature license per device.	Base
		Standard
		Premium Aura
		Premium CME
		Premium CUCM
WFC Voice Client SW Asterisk STD v9	Enables Standard Asterisk	Base
		Standard Asterisk
WFC Voice Client SW Avaya Aura PREM v9	Enables Premium Aura	Base
		Standard Aura
WFC Voice Client SW Cisco CME STD v9	Enables Standard CME	Base
		Standard CME
WFC Voice Client SW Cisco CME PREMIUM v9	Enables Premium CME. Note that each device uses both one Standard CME and one Premium CME feature license to enable the premium PBX.	Base
		Standard CME
		Premium CME
WFC Voice Client SW Cisco CUCM STD v9	Enables Standard CUCM	Base
		Standard CUCM
WFC Voice Client SW Cisco CUCM PREM v9	Enables Premium CUCM. Note that each device uses both one Standard CUCM and one Premium CUCM feature license to enable the premium PBX.	Base
		Standard CUCM
		Premium CUCM
WFC Voice Client SW Avaya IP Office STD v9	Enables Standard IP Office	Base
		Standard IP Office
WFC Voice Client SW Mitel STD v9	Enables Standard Mitel	Base
		Standard Mitel
WFC Voice Client SW Rauland STD v9	Enables Standard Rauland	Base
		Standard Rauland
WFC Voice Client SW Alcatel STD v9	Enables Standard Alcatel	Base
		Standard Alcatel
1Standard PBXs include Alcatel, Asterisk, CME standard, CUCM standard, IP Office, Mitel, Rauland. Premium PBXs include Aura Premium, CUCM Premium, and CME Premium.		

#### Licenses and Assigned Tabs

View WFC Voice license information in either the Provisioning Manager or Extension Manager by going to the Licenses or Assigned tabs. Similar licensing information is displayed in both portals.

### Summary Tab

View the Licenses tab by navigating to Licensing > Summary. This tab displays all purchased licenses.

**Table 2** Summary Tab Features

Column	Description
State	ACTIVE indicates a valid license.
	EXPIRED indicates that the license has expired, been removed from the account, or is invalid in some other way.
License	Feature licenses associated with purchased products. Refer to Feature Licenses for more information about each feature license.
AID	Activation ID associated with the feature license. Note that this is not used to activate the client.
Total Purchased	The total number of licenses purchased.
In Use	The total number of licenses that have been assigned.
Total Used	The total number of licenses that have been assigned.
Expiration	Expiration date and time of your licenses.
Created/Updated On Time	The top date/time indicates when the licenses were last verified with the licensing system. This value updates when the Provisioning Manager performs a nightly sync with the licensing system or if the licenses are synced manually by a Zebra administrator. The bottom date/time indicates when the licenses were added to the Provisioning Manager.

### Assigned Tab

View the Licenses tab by navigating to Licensing > Assigned. This tab displays the devices that have been assigned licenses.

**Table 3** Assigned Tab Features




Column	Description
In Use	In Use indicates that the feature license is currently held by the device.
	Not in Use indicates that the license is no longer held by the device.
	Not in Use (*) indicates a premium license not currently in use by a device, but the license is still assigned to the device. This occurs, for example, when a device using a premium license logs out of the Extension Manager. To release the license, the device must be obsoleted.
Device ID	The device holding the license. Note that since WFC Voice requires a base license and one or more PBX licenses, each device ID appears multiple times.
Feature	PBX using the feature license. This matches the License column except when the Standard license is used. For Standard licenses, the License column indicates Standard and the Feature column indicates the specific PBX requested by the device.
Expiration	The date and time when the license expires.
AID	Activation ID associated with the feature license. Note that this is used to activate the client.
App Version	WFC Voice version used by this device is represented by the last part of the version. For example, for version 9.0.20406, only 20406 displays.
Updated/Created on	The top date/time indicates when the device was last in contact with the provisioning Manager. The bottom date/time indicates when the license was first assigned to the device.


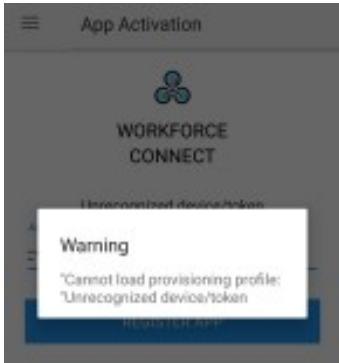

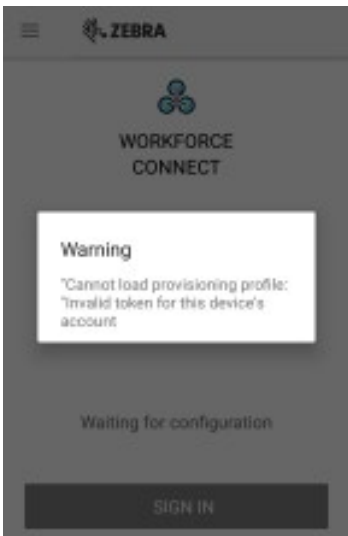
## Troubleshooting

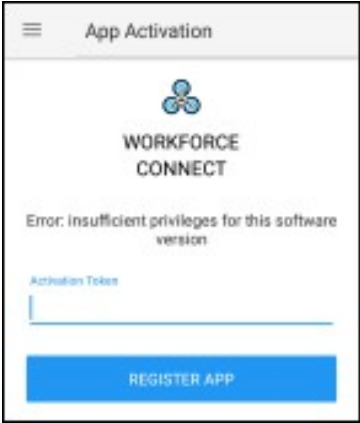
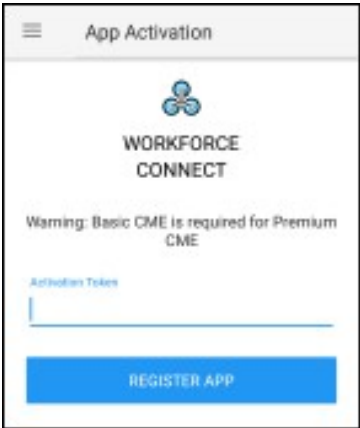
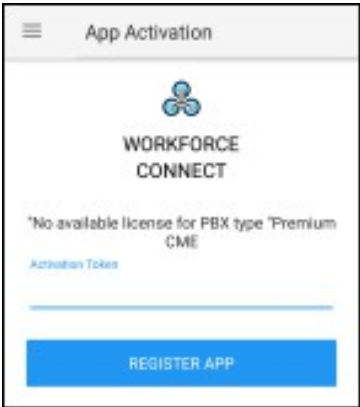
The following tables provide suggested troubleshooting. If your problem is not resolved, contact Zebra Support for assistance.

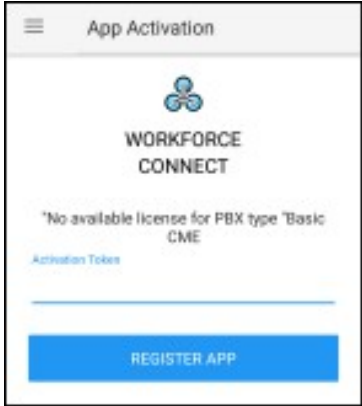

### Troubleshooting 9.0.21112 and Later

The following table is for troubleshooting WFC Voice versions 9.0.21112 and later.

Problem	Sample Screenshot	Cause(s)	Solution(s)
Error message: Not able to reach license server. Trust anchor for certification path not found.		The time is incorrect on the device, and the Provisioning Manager cannot authenticate it.	Set the time on the device to the correct time.

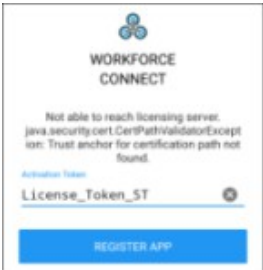
<p>Error message: Unrecognized device/token</p>		<p>This is the first time that WFC Voice is installed on the device. When the new device registers to the WFC Provisioning Manager, no record is found with the device ID.</p>	<p>This is expected behavior. Enter a token as described earlier in this guide.</p>
<p>Problem Error message: Unrecognized device/token</p>		<p>Cause(s) The token is not recognized by the Provisioning Manager.</p>	<p>Solution(s) Check the token for errors and re-enter. If the problem persists, contact Zebra support.</p>
<p>Message: Waiting for configuration</p>		<p>WFC Voice configuration is required before requesting licenses.</p>	<p>Configure the PBX or Profile Type as described in the WFC Voice PBX Administrator Guide.</p>
<p>Error message: Invalid token for this device's account upon entering a token</p>		<p>The device is associated with a specific account in the WFC Provisioning Manager, but the token entered does not belong to the same account as the device.</p>	<p>Check the token for errors and re-input. If the problem persists, contact Zebra support.</p>


<p>Error message: Insufficient privileges for this software version</p>		<p>WFC Voice was not able to obtain the correct base license for the version it is running. All base licenses are being used or available licenses are expired.</p>	<p>Check the Provisioning Manager to ensure that licenses are available in your account and that they are still valid. Free up additional licenses at the Provisioning Manager by obsoleting or deactivating an unused device. Contact your Zebra account team to purchase additional licenses or extend your existing licenses.</p>
<p>Error message: Basic &lt;PBX-type&gt; is required for Premium &lt;PBXtype&gt;</p>		<p>WFC Voice obtained a premium license but could not obtain the required standard (or basic) license that is required as a base for the premium license. Too many devices are configured to use standard PBXs, leaving premium licenses available but no standard licenses.</p>	<p>Verify that the PBX type configured in the WFC Voice app is correct by going to Settings &gt; Connection Parameters. Check the Provisioning Manager to ensure that licenses are available in your account and that they are still valid. Free up additional licenses at the Provisioning Manager by obsoleting or deactivating an unused device.</p>
<p>Error message: No available license for PBX &lt;PBX-type&gt; Where &lt;PBX-type&gt; is premium version of the PBX.</p>		<p>WFC Voice could not obtain the requested premium license. WFC Voice could not obtain the standard (or basic) license required as a base for a premium license.</p>	<p>Verify that the PBX type configured in the WFC Voice app is correct by going to Settings &gt; Connection Parameters. Check the Provisioning Manager to ensure that licenses are available in your account and that they are still valid. Free up additional licenses at the Provisioning Manager by obsoleting or deactivating an unused device.</p>

<p>Error message: No available license for PBX &lt;PBX-type&gt; Where &lt;PBX-type&gt; is standard or basic.</p>		<p>WFC Voice could not obtain the requested standard license.</p>	<p>Verify that the PBX type configured in the WFC Voice app is correct by going to Settings &gt; Connection Parameters. Check the Provisioning Manager to ensure that licenses are available in your account and that they are still valid. Free up additional licenses at the Provisioning Manager by obsoleting or deactivating an unused device.</p>
<p>Error message: Not able to reach licensing server. Unable to resolve host or Not able to reach licensing server. Failed to connect</p>		<p>WFC Voice could not connect to the WFC Provisioning Manager.</p>	<p>Ensure that your devices can access the network and that both of the following web addresses are open on port 443 in the firewall:</p> <ul style="list-style-type: none"> <li>• wfc-provisioning.pttpro.zebra.com</li> <li>• wfc-provisioning1.pttpro.zebra.com</li> </ul> <p>If the problem persists, contact Zebra support.</p>

#### Troubleshooting 9.0.20306 to 9.0.21111

The following table is for troubleshooting WFC Voice versions 9.0.20306 through 9.0.21111.

Problem	Sample Screenshot	Cause(s)	Solution(s)
<p>Error message indicates a security certificate problem.</p>		<p>The time set on the device has changed.</p>	<p>Set the time on the device back to the original time.</p>
<p>Error message: No available license f</p>		<p>Token not entered (no Profile Manager or Extension Manager)</p>	<p>Enter token.</p>
		<p>Token entered incorrectly.</p>	<p>Re-enter token.</p>

or this device/token		PBX is not configured on the client.	Configure PBX on the client. Refer to the WFC Voice Administration Guide for your PBX.
		System configuration issue.	Contact Zebra Support.
Error message: Cannot reach licensing server		Indicates a networking issue that is frequently due to a firewall issue.	Ensure that <a href="http://wfc-provisioning.pttpro.zebra.com">wfc-provisioning.pttpro.zebra.com</a> and <a href="http://wfc-provisioningl.pttpro.zebra.com">wfc-provisioningl.pttpro.zebra.com</a> are both open on port 443 in the firewall. If the firewall is open, contact Zebra Support for assistance.
Error message: Insufficient privileges for this software version		Token not entered (no Profile Manager or Extension Manager)	Enter token.
		Token entered incorrectly.	Re-enter token.
Users see different expiration dates for licenses in the View Licenses dialog in the WFC Voice client.		Multiple purchases were made of WFC Voice where the licenses had different expiration dates.	This is expected behavior.
Error message: Your license has expired. Please contact your system administrator to extend your license.		The license has expired.	Touch OK in the warning popup to hide the warning.
		The time set on the device has changed.	Set the time on the device back to the original time.









[www.zebra.com](http://www.zebra.com)

## Documents / Resources

 <p>Voice Client version 9.0.22207 Workforce Connect</p>  <p>Administrator Guide for Licensing</p>	<p><b><a href="#">ZEBRA Voice Client Workforce Connect</a></b> [pdf] User Guide</p> <p>Voice Client Workforce Connect, Workforce Connect, Voice Client, Connect, Client</p>
---	---

References

-  [Patents | Zebra](#)
-  [Zebra Technologies | Visible. Connected. Optimized.](#)
-  [Copyright](#)
-  [Software Product Categories and End User License Agreements | Zebra](#)
-  [Zebra Open Source Terms | Zebra Technologies](#)
-  [Product Warranty Information | Zebra](#)