



ZEBRA TC26EK Mobile Computer User Guide

[Home](#) » [ZEBRA](#) » ZEBRA TC26EK Mobile Computer User Guide 



Contents

- [1 ZEBRA TC26EK Mobile Computer User Guide](#)
- [2 Regulatory Information](#)
- [3 Health and Safety Recommendations](#)
- [4 RF Exposure Guidelines](#)
- [5 LED Devices](#)
- [6 Batteries and Power Packs](#)
- [7 United States and Canada Regulatory](#)
- [8 Warranty](#)
- [9 Software Support](#)
- [10 Documents / Resources](#)
 - [10.1 References](#)
- [11 Related Posts](#)

ZEBRA TC26EK Mobile Computer User Guide



Regulatory Information

This device is approved under Zebra Technologies Corporation.

This guide applies to the following model number: TC26EK

All Zebra devices are designed to be compliant with the rules and regulations in the locations they are sold and will be labeled as required.

Any changes or modifications to Zebra equipment not expressly approved by Zebra could void the user's authority to operate the equipment.

Declared maximum operating temperature: 50°C

For use only with Zebra approved and UL Listed mobile devices, Zebra approved, and UL Listed/Recognized battery packs.

Bluetooth® Wireless Technology

This is an approved Bluetooth® product. For more information on the Bluetooth SIG listing, please visit www.bluetooth.com.

Regulatory Markings

Regulatory markings subject to certification are applied to the device signifying the radio(s) is/are approved for use. Refer to the Declaration of Conformity (DoC) for details of other country markings. The DOC is available at: www.zebra.com/doc.

The regulatory marks specific to this device (including FCC and ISED) are available on the screen of the device by following these instructions:

Go to **Settings > Regulatory**.

Health and Safety Recommendations

Ergonomic Recommendations

In order to avoid or minimize the potential risk of ergonomic injury, always follow good ergonomic workplace practices. Consult with your local Health and Safety Manager to ensure that you are adhering to your company's safety programs to prevent employee injury.

Vehicle Installation

RF signals may affect improperly installed or inadequately shielded electronic systems in motor vehicles (including safety systems). Check with the manufacturer or its representative regarding your vehicle. Ensure the equipment is installed to avoid driver distractions. You should also consult the manufacturer about any equipment that has been added to your vehicle.

Position the device within easy reach. User should be able to access the device without removing their eyes from the road.



IMPORTANT: Before installing or using, check national and local laws regarding distracted driving.

Safety on the Road

Give your full attention to driving. Obey the laws and regulations on the use of wireless devices in the areas where you drive.

The wireless industry reminds you to use your device / phone safely when driving.

Restricted Use Locations

Remember to observe restrictions and obey all signs and instructions on the use of electronic devices in restricted use locations.

Safety in Hospitals and Aircraft

NOTE: Wireless devices transmit radio frequency energy that may affect medical electrical equipment and aircraft's operation. Wireless devices should be switched off wherever you are requested to do so in hospitals, clinics, healthcare facilities or by airline staff. These requests are designed to prevent possible interference with sensitive equipments.

It is recommended that a minimum separation distance of 20 cm (8 inches) be maintained between a wireless device and a medical devices such as pacemakers, defibrillator, or other implantable devices to avoid potential interference with the medical device. Pacemaker users should keep the device at the opposite side of the pacemaker or turn OFF the device if suspected of interference.

Please consult your physician or the manufacturer of the medical device to determine if the operation of your wireless product may interfere with the medical device.

RF Exposure Guidelines

Safety Information

Reducing RF Exposure – Use Properly

Only operate the device in accordance with the instructions supplied.

The device complies with internationally recognized standards covering human exposure to electromagnetic fields. For information on international human exposure to electromagnetic fields, refer to the Zebra Declaration of Conformity (DoC) at www.zebra.com/doc. Use only Zebra tested and approved headset, belt-clips, holsters, and similar accessories to ensure RF exposure compliance. If applicable, follow the instructions for use as detailed in the accessory guide.


The use of third-party belt clips, holsters, and similar accessories may not comply with RF exposure compliance requirements and should be avoided.

For further information on the safety of RF energy from wireless devices, refer to RF exposure and assessment standards section at www.zebra.com/responsibility.

LED Devices

Classified as 'EXEMPT RISK GROUP' according to IEC 62471:2006 and EN 62471:2008. Pulse Duration: CW ms (TC26EK with SE4710)


Power Supply

 **WARNING ELECTRICAL SHOCK:** Use only a Zebra approved, Certified ITE [LPS] power supply with appropriate electrical ratings. Use of alternative power supply will invalidate any approvals given to this unit and may be dangerous.

Batteries and Power Packs

This information applies to Zebra-approved batteries and power packs containing batteries.

Battery Information

 **CAUTION:** Risk of explosion if battery is replaced by an incorrect type. Dispose of batteries according to instructions.

Use only Zebra approved batteries. Accessories which have battery charging capability are approved for use with the following battery models:

Model BT-000409A (3.85 VDC, 3300 mAh)

Zebra approved rechargeable battery packs are designed and constructed to the highest standards within the industry.

However, there are limitations as to how long a battery can operate or be stored before needing replacement. Many factors affect the actual life cycle of a battery pack such as heat, cold, harsh environmental conditions, and severe drops.

When batteries are stored over six months, some irreversible deterioration in overall battery quality may occur. Store batteries at half charge in a dry, cool place, removed from the equipment to prevent loss of capacity, rusting of metallic parts, and electrolyte leakage. When storing batteries for one year or longer, the charge level should be verified at least once a year and charged to half charge.

Replace the battery when a significant loss of run time is detected.

Standard warranty period for all Zebra batteries is one year, regardless if the battery was purchased separately or included as part of the host device. For more information on Zebra batteries, please visit: www.zebra.com/batterydocumentation and select the Battery Best Practices link.

Battery Safety Guidelines



IMPORTANT – SAFETY INSTRUCTIONS – SAVE THESE INSTRUCTIONS



WARNING – When using this product basic safety precautions should always be followed, including the following:

The area in which the units are charged should be clear of debris and combustible materials or chemicals. Particular care should be taken where the device is charged in a non-commercial environment.

- Read all the instructions before using the product.
- Follow battery usage, storage, and charging guidelines found in the user's guide.
- Improper battery use may result in a fire, explosion, or other hazard.

To charge the mobile device battery, the battery and charger temperatures must be between 0°C and +40°C (+32°F and +104°F).

Do not use incompatible batteries and chargers. Use of an incompatible battery or charger may present a risk of fire, explosion, leakage, or other hazard. If you have any questions about the compatibility of a battery or a charger, contact Zebra support.

For devices that utilize a USB port as a charging source, the device shall only be connected to products that bear the USB-IF logo or have completed the USB-IF compliance program.

Do not disassemble or open, crush, bend or deform, puncture, or shred. Damaged or modified batteries may exhibit unpredictable behavior resulting in fire, explosion, or risk of injury. Severe impact from dropping any battery-operated device on a hard surface could cause the battery to overheat.

Do not short circuit a battery or allow metallic or conductive objects to contact the battery terminals.

Do not modify, disassemble, or remanufacture, attempt to insert foreign objects into the battery, immerse or expose to water, rain, snow or other liquids, or expose to fire, explosion, or other hazard.

Do not leave or store the equipment in or near areas that might get very hot, such as in a parked vehicle or near a

radiator or other heat source. Do not place battery into a microwave oven or dryer.

To reduce the risk of injury, close supervision is necessary when used near children. Please follow local regulations to promptly dispose of used re-chargeable batteries.

Do not dispose of batteries in fire. Exposure to temperatures over 100°C (212°F) may cause explosion. Seek medical advice immediately if a battery has been swallowed. In the event of a battery leak, do not allow the liquid to come in contact with the skin or eyes. If contact has been made, wash the affected area with large amounts of water and seek medical advice.

If you suspect damage to your equipment or battery, contact Zebra support to arrange for inspection.

Waste Electrical and Electronic Equipment (WEEE)

For EU Customers: For products at the end of their life, please refer to recycling/disposal advice at: www.zebra.com/weee.

United States and Canada Regulatory

Radio Frequency Interference Notices

This device complies with Part 15 of the FCC Rules. Operation is subject to the following two conditions: (1) this device may not cause harmful interference, and (2) this device must accept any interference received including interference that may cause undesired operation.



NOTE: This equipment has been tested and found to comply with the limits for a Class B digital device, pursuant to Part 15 of the FCC rules. These limits are designed to provide reasonable protection against harmful interference in a residential installation. This equipment generates, uses and can radiate radio frequency energy and, if not installed and used in accordance with the instructions, may cause harmful interference to radio communications.

However, there is no guarantee that interference will not occur in a particular installation. If this equipment does cause harmful interference to radio or television reception, which can be determined by turning the equipment off and on, the user is encouraged to try to correct the interference by one or more of the following measures:

- Reorient or relocate the receiving antenna.
- Increase the separation between the equipment and receiver.
- Connect the equipment into an outlet on a circuit different from that to which the receiver is connected.
- Consult the dealer or an experienced radio/TV technician for help.

RF Exposure Requirements – FCC and ISED

The FCC has granted an Equipment Authorization for this device with all reported SAR levels evaluated in compliance with the FCC RF emission guidelines. SAR information on this device is on file with the FCC and can be found under the Display Grant section of www.fcc.gov/oet/ea/fccid.

Hotspot Mode

To satisfy RF exposure requirements in hotspot mode, this device must operate with a minimum separation distance of 1.0 cm or more from a user's body and nearby persons.

Co-located Statement

To comply with FCC RF exposure compliance requirement, the antenna used for this transmitter must not be co-located (within 20 cm) or operating in conjunction with any other transmitter/antenna except those already approved in this filing.

Use with Hearing Aids – FCC

When some wireless devices are used near some hearing devices (hearing aids and cochlear implants), users may detect a buzzing, humming, or whining noise. Some hearing devices are more immune than others to this interference noise, and wireless devices also vary in the amount of interference they generate. In the event of interference, you may want to consult your hearing aid supplier to discuss solutions.

The wireless telephone industry has developed ratings for some of their mobile phones to assist hearing device users in finding phones that may be compatible with their hearing devices. Not all phones have been rated. Zebra terminals that are rated have the rating included on the Declaration of Conformity (DoC) at www.zebra.com/doc.

The ratings are not guarantees. Results will vary depending on the user's hearing device and hearing loss. If your hearing device happens to be vulnerable to interference, you may not be able to use a rated phone successfully. Trying out the phone with your hearing device is the best way to evaluate it for your personal needs.

ANSI C63.19 Rating System

In accordance with FCC hearing aid compatibility rules, certain phones be tested and rated under the American National Standard Institute (ANSI) C63.19 hearing-aid compatibility standard. This standard contains two types of ratings:

- M-Rating: For reduced radio-frequency interference to enable acoustic coupling with hearing aids that don't operate in telecoil mode
- T-rating : For inductive coupling with hearing aids operating in telecoil mode (t-switch or telephone switch)

These ratings are on a scale from one to four, where four is the most compatible. A phone is considered hearing-aid compatible under the FCC requirements if it's rated M3 or M4 for acoustic coupling and T3 or T4 for inductive coupling.

Hearing devices may also be measured for immunity to this type of interference. Your hearing device manufacturer or hearing health professional may help you find results for your hearing device. The more immune your hearing aid is, the less likely you are to experience interference noise from mobile phones.

Hearing Aid Compatibility

This phone has been tested and rated for use with hearing aids for some of the wireless technologies that it uses. However, there may be some newer wireless technologies used in this phone that have not been tested yet for use with hearing aids. It is important to try the different features of this phone thoroughly and in different locations using your hearing aid or cochlear implant to determine if you hear any interfering noise. Consult your service provider or the manufacturer of this phone for information on hearing aid compatibility. If you have questions about return or exchange policies, consult your service provider or phone retailer.

This phone has been tested to ANSI C63.19 and rated for use with hearing aids; it received a M3/T4 rating. This device is marked HAC showing compliance with the applicable requirements of the FCC.

UL Listed Products with GPS

Underwriters Laboratories Inc. (UL) has not tested the performance or reliability of the Global Positioning System (GPS) hardware, operating software, or other aspects of this product. UL has only tested for fire, shock, or casualties as outlined in UL's Standard(s) for Safety for Information Technology Equipment. UL Certification does not cover the performance or reliability of the GPS hardware and GPS operating software. UL makes no representations, warranties, or certifications whatsoever regarding the performance or reliability of any GPS related functions of this product.

Warranty

For the complete Zebra hardware product warranty statement, go to: zebra.com/warranty.

Service Information

Before you use the unit, it must be configured to operate in your facility's network and run your applications.

If you have a problem running your unit or using your equipment, contact your facility's Technical or System Support. If there is a problem with the equipment, they will contact Zebra support at zebra.com/support.

For the latest version of the guide go to: zebra.com/support.

Software Support

Zebra wants to ensure that customers have the latest entitled software at the time of device purchase in order to keep the device operating at peak performance levels. To confirm that your Zebra device has the latest entitled software available at the time of purchase, visit zebra.com/support.

Check for the latest software from Support > Products, or search for the device and select Support > Software Downloads.

If your device does not have the latest entitled software as of your device purchase date, e-mail Zebra at entitlementservices@zebra.com and ensure you include the following essential device information:

- Model number
- Serial number
- Proof of purchase
- Title of the software download you are requesting.

If it is determined by Zebra that your device is entitled to the latest version of software, as of the date you purchased your device, you will receive an e-mail containing a link directing you to a Zebra Web site to download the appropriate software.

Additional Information











For information on using the TC26EK, refer to the TC26EK product guide available at: zebra.com/support.

Read More About This Manual & Download PDF:

Documents / Resources

	<p>ZEBRA TC26EK Mobile Computer [pdf] User Guide</p> <p>TC26EK, UZ7TC26EK, TC26EK Mobile Computer, Mobile Computer</p>
--	---

References

-  [Bluetooth® Technology Website](#)
-  [FCC ID Search | Federal Communications Commission](#)
-  [Zebra Technologies | Visible. Connected. Optimized.](#)
-  [Declarations of Conformity | Zebra Technologies](#)
-  [RF Exposure and Assessment Standards](#)
-  [Support and Downloads | Zebra](#)
-  [Product Warranty Information | Zebra](#)
-  [WEEE and EU Battery Directive FAQs | Zebra](#)
-  [Zebra Technologies | Visible. Connected. Optimized.](#)
-  [Support and Downloads | Zebra](#)