



ZEBRA TC22 Android 14 Mobile Computers User Guide

[Home](#) » [ZEBRA](#) » ZEBRA TC22 Android 14 Mobile Computers User Guide 

Contents

- [1 ZEBRA TC22 Android 14 Mobile Computers](#)
- [2 Specifications](#)
- [3 Software Packages](#)
- [4 Highlights](#)
- [5 Software Packages](#)
- [6 Device Support](#)
- [7 Addendum](#)
- [8 Frequently Asked Questions](#)
- [9 Documents / Resources](#)
 - [9.1 References](#)
- [10 Related Posts](#)



ZEBRA TC22 Android 14 Mobile Computers



Specifications

- **Model:** Android 14 GMS
- **Release Version:** 14-20-14.00-UG-U11-STD-ATH-04
- **Supported Products:** TC22, TC27, TC53, TC58, TC73, TC78, HC20, HC50, ET60, ET65 family
- **Security Compliance:** Android Security Bulletin of September 01, 2024

Software Packages

Package Name	Description
AT_FULL_UPDATE_14-20-14.00-UG-U11-STD-ATH-04.zip	Full package update
AT_DELTA_UPDATE_14-20-14.00-UG-U00-STD_TO_14-2014.00-UG-U11-STD.zip	Delta package update from 14-20-14.00UG-U00-STD TO 14-20-14.00-UG-U11STD release

LifeGuard Updates

- LifeGuard Update 14-20-14.00-UG-U11
 - New Features:
 - FS40 (SSI Mode) Scanner Support with DataWedge.
 - Enhanced Scanning performance with SE55/SE58 Scan Engines.
 - Added support for RegEx checking in Free-Form OCR and Picklist + OCR Workflows.
 - Resolved Issues
 - Usage Notes
- LifeGuard Update 14-18-19.00-UG-U01
 - New Features: Security updates only
- LifeGuard Update 14-18-19.00-UG-U00
 - New Features:
 - DevAdmin adds the ability to control Android Lock Screen visibility on the remote console.
 - Display Manager adds the ability to select screen resolution on the secondary display.
 - New Point & Shoot feature for simultaneous capture of barcodes and OCR.
 - Resolved Issues
 - Usage Notes

Highlights

This Android 14 GMS release 14-20-14.00-UG-U11-STD-ATH-04 covers TC22, TC27, TC53, TC58, TC73, TC78, HC20, HC50, ET60, ET65 family of products. Please see device compatibility under Addendum Section for more details.

This release requires a mandatory step OS Update method to upgrade to A14 BSP software from A11. Please refer for more details under “OS Update Installation Requirements and Instructions” section.

Software Packages

Highlights

This Android 14 GMS release 14-20-14.00-UG-U11-STD-ATH-04 covers TC22, TC27, TC53, TC58, TC73, TC78, HC20, HC50, ET60, ET65 family of products. Please see device compatibility under Addendum Section for more details.

This release requires a mandatory step OS Update method to upgrade to A14 BSP software from A11. Please refer for more details under “OS Update Installation Requirements and Instructions” section.

Software Packages

Package Name	Description
AT_FULL_UPDATE_14-20-14.00-UG-U11-STD-ATH-04.zip	Full package update
AT_DELTA_UPDATE_14-20-14.00-UG-U00-STD_TO_14-20-14.00-UG-U11-STD.zip	Delta package update from 14-20-14.00-UG-U00-STD TO 14-20-14.00-UG-U11-STD release

Security Updates

This build is compliant up to Android Security Bulletin of September 01, 2024.

LifeGuard Update 14-20-14.00-UG-U11

• New Features

- Added a Allows User to select a portion of available device storage to be used as system RAM. This feature can be turned ON/OFF from device admin only. Please refer to <https://techdocs.zebra.com/mx/powermgr/for> more details

Scanner Framework 43.0.7.0

- FS40 (SSI Mode) Scanner Support with DataWedge.
- Enhanced Scanning performance with SE55/SE58 Scan Engines.
- Added support for RegEx checking in Free-Form OCR and Picklist + OCR Workflows.

Resolved Issues

- SPR-54342 – Fixed an issue where NotificationMgr feature support has been added which was not working.
- SPR-54018 – Fixed an issue where Switch param API is not working as expected when hardware trigger is disabled.
- SPR-53612 / SPR-53548 – Resolved an issue wherein a random double decode occurred while using the physical scan buttons on TC22/TC27 and HC20/HC50 devices.
- SPR-53784 – Resolved an issue wherein chrome changes tabs while using L1 and R1
- keycode

Usage Notes

- None

LifeGuard Update 14-20-14.00-UG-U00

• New Features

- Added a new feature to read EMMC flash data via EMMC app and adb shell.
- Wireless Analyzer(WA_A_3_2.1.0.006_U):
 - A full-functional real-time WiFi Analysis and troubleshooting tool to help analyze and resolve WiFi issues from a mobile device standpoint.

• Resolved Issues

- SPR-53899: Resolved an issue where all application permissions were accessible to the user in System restricted with Reduced Accessibility.

• Usage Notes

- None

LifeGuard Update 14-18-19.00-UG-U01

- LifeGuard Update 14-18-19.00-UG-U01 contains security updates only.
- This LG patch is applicable for 14-18-19.00-UG-U00-STD -ATH-04 BSP version.
 - **New Features**
 - None
 - **Resolved Issues**
 - None
 - **Usage Notes**
 - None

LifeGuard Update 14-18-19.00-UG-U00

- **New Features**
 - The Hotseat home screen “Phone” icon has been replaced by the “Files” icon (For Wi-Fi-only devices).
 - Added support for Camera Stats 1.0.3.
 - Added support for Zebra Camera App Admin control.
 - Added support for DHCP Option 119. (DHCP option 119 would work only on managed devices over WLAN only and WLAN profile should be created by device owner)
- **MXMF:**
 - DevAdmin adds the ability to control Android Lock Screen visibility on the remote console if the Lock Screen appears on a device while being remotely controlled.
 - Display Manager adds the ability to select screen resolution on the secondary display when a device is connected to an external monitor through a Zebra Workstation Cradle.
 - UI Manager adds the ability to control whether to display the remote-control icon in the Status Bar when the device is being remotely controlled or viewed.
- **DataWedge :**
 - Support has been added to enable and disable decoders, such as US4State and other Postal decoders, in the Free-Form Image Capture Workflow and other workflows where applicable.
 - New Point & Shoot feature: Allows the simultaneous capture of both barcodes and OCR (defined as a single alphanumeric word or element) by simply pointing at the target with the crosshair in the viewfinder. This feature supports both Camera and Integrated Scan Engines and eliminates the need to end the current session or switch between barcode and OCR functionalities.
- **Scanning:**
 - Added support for improved Camera scanning.
 - Updated SE55 firmware with R07 version.
 - Enhancements on Picklist + OCR allow capture of barcode or OCR by centering the desired target with the aiming crosshair/dot (Supports Camera and Integrated Scan Engines).
 - **Enhancements on OCR also includes:**
 - Text Structure: ability to capture a Single Line of text and the initial release of a single word.
 - Report Barcode Data Rules: ability to set rules for which barcodes to capture and report.
 - Picklist Mode: ability to allow for Barcode or OCR, or limit to OCR only, or Barcode Only.
 - Decoders: ability to capture any of Zebra supported decoders, previously only the default barcodes were supported.
- **Added support for postal codes (via camera or imager) in**
 - Free-Form Image Capture (workflow Input) – Barcode Highlighting/Reporting

- Barcode highlighting (Barcode Input).

Postal Codes: US PostNet, US Planet, UK Postal, Japanese Postal, Australia Post, US4state FICS, US4state, Mailmark, Canadian postal, Dutch Postal, Finish Postal 4S.

- Updated version of Decoder library IMGKIT_9.02T01.27_03 is added.
- New Configurable Focus Parameters offered for devices with SE55 Scan Engine.

- o Resolved Issues

- Resolved Enable Touch Feedback.
- Resolved an issue with camera preview when COPE is enabled.
- Resolved an issue with decode audio feedback setting to none.
- Resolved issue with SE55 R07 firmware.
- Resolved an issue with scanning application getting frozen when switching from Guest mode to Owner mode.
- Resolved an issue with Picklist + OCR.
- Resolved an issue camera scanning.
- Resolved an issue with localization of Barcode highlighting in Datawedge.
- Resolved an issue with Document Capture template not getting displayed.
- Resolved an issue with parameters not visible in Device Central app for BT scanners.
- Resolved an issue with Picklist + OCR using Camera.
- Resolved an issue with pairing of BT scanner.

- Usage Notes

- None

Version Information

Below Table contains important information on versions

Description	Version
Product Build Number	14-20-14.00-UG-U11-STD-ATH-04
Android Version	14
Security Patch level	September 01, 2024
Component Versions	Please see Component Versions under Addendum section

Device Support

- The products supported in this release are TC22, TC27, TC53, TC58, TC73, TC78, HC20, HC50, ET60 and ET65 family of products.
- Please see device compatibility details under Addendum Section.

OS Update Installation Requirements and Instructions

For devices TC53, TC58, TC73 and TC78 to update from A11 to this A14 release, user must follow below steps:

- **Step-1:** Device MUST have A11 May 2023 LG BSP Image 11-21-27.00-RG-U00-STD version or a greater A11 BSP version installed which is available on zebra.com portal.
- **Step-2:** Upgrade to this release A14 BSP version 14-20-14.00-UG-U00-STD-ATH-04. For more detailed

instructions refer A14 6490 OS update instructions

For devices TC22, TC27, HC20, HC50, TC53, TC58, TC73, TC78, ET60 and ET65 to update from A13 to this A14 release, user must follow below steps:

- **Step-1:** Device can have any A13 BSP version installed which is available on zebra.com portal.
- **Step-2:** Upgrade to this release A14 BSP version 14-20-14.00-UG-U00-STD-ATH-04. For more detailed instructions refer A14 6490 OS update instructions .

Known Constraints

- Limitation of Battery Stats in COPE mode.
- System settings access (Access IIMgr) – Reduced settings with Accessibility allows users to access application permissions, using Privacy Indicators.

Important Links

- Installation and setup instructions – please refer below links.
 - A14 6490 OS update instructions
 - Zebra Techdocs
 - Developer Portal

Addendum

Device Compatibility

This software release has been approved for use on the following devices.

Device Family	Part Number	Device Specific Manuals and Guides
---------------	-------------	------------------------------------

TC53	TC5301-0T1E1B1000-A6 TC5301-0T1E4B1000-A6 TC5301-0T1E4B1000-IN TC5301-0T1E4B1000-NA TC5301-0T1E4B1000-TR TC5301-0T1E4B1N00-A6 TC5301-0T1E7B1000-A6 TC5301-0T1E7B1000-NA TC5301-0T1K4B1000-A6 TC5301-0T1K4B1000-NA TC5301-0T1K4B1B00-A6 TC5301-0T1K6B1000-A6 TC5301-0T1K6B1000-NA	TC5301-0T1K6B1000-TR TC5301-0T1K6E200A-A6 TC5301-0T1K6E200A-NA TC5301-0T1K6E200B-NA TC5301-0T1K6E200C-A6 TC5301-0T1K6E200D-NA TC5301-0T1K6E200E-A6 TC5301-0T1K6E200F-A6 TC5301-0T1K7B1000-A6 TC5301-0T1K7B1000-NA TC5301-0T1K7B1B00-A6 TC5301-0T1K7B1B00-NA TC5301-0T1K7B1N00-NA	TC53
TC73	TC7301-0T1J1B1002-NA TC7301-0T1J1B1002-A6 TC7301-0T1J4B1000-A6 TC7301-0T1J4B1000-NA TC7301-0T1J4B1000-TR TC7301-0T1K1B1002-NA TC7301-0T1K1B1002-A6 TC7301-0T1K4B1000-A6 TC7301-0T1K4B1000-NA TC7301-0T1K4B1000-TR TC7301-0T1K4B1B00-NA TC7301-0T1K5E200A-A6 TC7301-0T1K5E200A-NA TC7301-0T1K5E200B-NA TC7301-0T1K5E200C-A6 TC7301-0T1K5E200D-NA TC7301-0T1K5E200E-A6 TC7301-0T1K5E200F-A6 TC7301-0T1K6B1000-FT	TC7301-0T1K6E200A-A6 TC7301-0T1K6E200A-NA TC7301-0T1K6E200B-NA TC7301-0T1K6E200C-A6 TC7301-0T1K6E200D-NA TC7301-0T1K6E200E-A6 TC7301-0T1K6E200F-A6 TC7301-3T1J4B1000-A6 TC7301-3T1J4B1000-NA TC7301-3T1K4B1000-A6 TC7301-3T1K4B1000-NA TC7301-3T1K5E200A-A6 TC7301-3T1K5E200A-NA TC73A1-3T1J4B1000-NA TC73A1-3T1K4B1000-NA TC73A1-3T1K5E200A-NA TC73B1-3T1J4B1000-A6 TC73B1-3T1K4B1000-A6 TC73B1-3T1K5E200A-A6	TC73
TC58	TC58A1-3T1E4B1010-NA TC58A1-3T1E4B1E10-NA TC58A1-3T1E7B1010-NA TC58A1-3T1K4B1010-NA TC58A1-3T1K6B1010-NA TC58A1-3T1K6E2A1A-NA TC58A1-3T1K6E2A1B-NA TC58A1-3T1K6E2A8D-NA TC58A1-3T1K7B1010-NA TC58B1-3T1E1B1080-A6 TC58B1-3T1E4B1080-A6 TC58B1-3T1E4B1080-IN TC58B1-3T1E4B1080-TR TC58B1-3T1E4B1B80-A6 TC58B1-3T1E4B1N80-A6 TC58B1-3T1E6B1080-A6 TC58B1-3T1E6B1080-BR	TC58B1-3T1E6B1W80-A6 TC58B1-3T1K4B1080-A6 TC58B1-3T1K4B1E80-A6 TC58B1-3T1K6B1080-A6 TC58B1-3T1K6B1080-IN TC58B1-3T1K6B1080-TR TC58B1-3T1K6E2A8A-A6 TC58B1-3T1K6E2A8C-A6 TC58B1-3T1K6E2A8E-A6 TC58B1-3T1K6E2A8F-A6 TC58B1-3T1K6E2W8A-A6 TC58B1-3T1K6E2W8A-TR TC58B1-3T1K7B1080-A6 TC58B1-3T1K7B1E80-A6 TC58C1-3T1K6B1080-JP	TC58

TC78	TC78A1-3T1J1B1012-NA TC78B1-3T1J1B1082-A6 TC78A1-3T1J4B1A10-FT TC78A1-3T1J4B1A10-NA TC78A1-3T1J6B1A10-NA TC78A1-3T1J6B1E10-NA TC78A1-3T1J6B1W10-NA TC78A1-3T1K1B1012-NA TC78B1-3T1K1B1082-A6 TC78A1-3T1K4B1A10-NA TC78A1-3T1K6B1A10-NA TC78A1-3T1K6B1B10-NA TC78A1-3T1K6B1E10-NA TC78A1-3T1K6B1G10-NA TC78A1-3T1K6B1W10-NA TC78A1-3T1K6E2A1A-FT TC78A1-3T1K6E2A1A-NA TC78A1-3T1K6E2A1B-NA TC78A1-3T1K6E2E1A-NA TC78B1-3T1J4B1A80-A6 TC78B1-3T1J4B1A80-IN TC78B1-3T1J4B1A80-TR	TC78B1-3T1J6B1A80-A6 TC78B1-3T1J6B1A80-TR TC78B1-3T1J6B1E80-A6 TC78B1-3T1J6B1W80-A6 TC78B1-3T1K4B1A80-A6 TC78B1-3T1K4B1A80-IN TC78B1-3T1K6B1A80-TR TC78B1-3T1K6B1A80-A6 TC78B1-3T1K6B1B80-A6 TC78B1-3T1K6B1E80-A6 TC78B1-3T1K6B1G80-A6 TC78B1-3T1K6B1W80-A6 TC78B1-3T1K6E2A8A-A6 TC78B1-3T1K6E2A8C-A6 TC78B1-3T1K6E2A8E-A6 TC78B1-3T1K6E2A8F-A6 TC78B1-3T1K6E2E8A-A6	TC78
HC20	WLMT0-H20B6BCJ1-A6 WLMT0-H20B6BCJ1-TR WLMT0-H20B6DCJ1-FT WLMT0-H20B6DCJ1-NA		HC20
HC50	WLMT0-H50D8BBK1-A6 WLMT0-H50D8BBK1-FT WLMT0-H50D8BBK1-NA WLMT0-H50D8BBK1-TR		HC50
TC22	WLMT0-T22B6ABC2-A6 WLMT0-T22B6ABC2-FT WLMT0-T22B6ABC2-NA WLMT0-T22B6ABC2-TR WLMT0-T22B6ABE2-A6 WLMT0-T22B6ABE2-NA WLMT0-T22B6CBC2-A6	WLMT0-T22B6CBC2-NA WLMT0-T22B6CBE2-A6 WLMT0-T22B8ABC8-A6 WLMT0-T22B8ABD8-A6 WLMT0-T22B8ABD8-NA WLMT0-T22B8CBD8-A6 WLMT0-T22B8CBD8-NA WLMT0-T22D8ABE2-A601	TC22
TC27	WCMTA-T27B6ABC2-FT WCMTA-T27B6ABC2-NA WCMTA-T27B6ABE2-NA WCMTA-T27B6CBC2-NA WCMTA-T27B8ABD8-NA WCMTA-T27B8CBD8-NA WCMTB-T27B6ABC2-A6 WCMTB-T27B6ABC2-BR	WCMTB-T27B8ABD8-A6 WCMTB-T27B8ABE8-A6 WCMTB-T27B8CBC8-BR WCMTB-T27B8CBD8-A6 WCMTD-T27B6ABC2-TR WCMTJ-T27B6ABC2-JP WCMTJ-T27B6ABE2-JP WCMTJ-T27B6CBC2-JP	TC27

	WCMTB-T27B6ABC2-TR WCMTB-T27B6ABE2-A6 WCMTB -T27B6CBC2-A6 WCMTB-T27B6 CBC2-BR WCMTB-T27B8ABC8-A 6	WCMTJ-T27B8ABC8-JP WC MTJ-T27B8ABD8-JP	
ET60	ET60AW-0HQAGN00A0-A6 ET60 AW-0HQAGN00A0-NA ET60AW-0 HQAGN00A0-TR ET60AW-0SQA GN00A0-A6 ET60AW-0SQAGN00 A0-NA ET60AW-0SQAGN00A0-T R ET60AW-0SQAGS00A0-A6	ET60AW-0SQAGS00A0- NA ET60AW-0SQAGS00A0- TR ET60AW-0SQAGSK0A0- A6 ET60AW-0SQAGSK0A0- NA ET60AW-0SQAGSK0A0- TR ET60AW-0SQAGSK0A0- TR ET60AW-0SQAGSK0C0- A6 ET60AW-0SQAGSK0C0- NA	ET60
ET65	ET65AW-ESQAGE00A0-A6 ET65 AW-ESQAGE00A0-NA ET65AW-E SQAGE00A0-TR ET65AW-ESQA GS00A0-A6 ET65AW-ESQAGS00 A0-NA ET65AW-ESQAGS00A0-T R	ET65AW-ESQAGSK0A0- A6 ET65AW-ESQAGSK0A0- NA ET65AW-ESQAGSK0A0- TR ET65AW-ESQAGSK0A0- TR ET65AW-ESQAGSK0C0- A6 ET65AW-ESQAGSK0C0- NA	ET65

Component Versions

Component / Description	Version
Linux Kernel	5.4.259-qgki
AnalyticsMgr	10.0.0.1008
Android SDK Level	34
Audio (Microphone and Speaker)	0.3.0.0
Battery Manager	1.5.3
Bluetooth Pairing Utility	6.2
Zebra Camera App	2.4.11
DataWedge	15.0.2
Files	14-11467625
License Manager and LicenseMgrService	6.1.4 and 6.3.8
MXMF	13.5.0.6
NFC	PN7160_AR_11.02.00
OEM info	9.0.1.257
OSX	QCT6490.140.14.5.7
Rxlogger	14.0.12.06
Scanning Framework	43.0.7.0
StageNow	13.4.0.0
Zebra Device Manager	13.5.0.4
WLAN	FUSION_QA_4_1.0.0.013_U FW:1.1.2.0.1168.4
WWAN Baseband version	Z240605A_039.3-00225
Zebra Bluetooth	14.4.6
Zebra Volume Control	3.0.0.98
Zebra Data Service	14.0.0.1015
Wireless Analyzer	WA_A_3_2.1.0.008_U

Revision History

Rev	Description	Date
1.0	Initial release	September 01, 2024

Frequently Asked Questions


- **Q: How do I check my current software version?**
 - A: To check your current software version, navigate to Settings > About Device > Software Information on

your device.




- **Q: Can I skip the OS update and directly install the new software version?**

- A: It is recommended to follow the mandatory OS Update method to ensure a smooth transition and compatibility with the new software version. Skipping this step may lead to issues during installation.

Documents / Resources

	<p>ZEBRA TC22 Android 14 Mobile Computers [pdf] User Guide TC22, TC27, TC53, TC58, TC73, TC78, HC20, HC50, ET60, ET65, TC22 Android 14 Mobile Computers, TC22, Android 14 Mobile Computers, Mobile Computers, Computers</p>
---	--

References

-  [Welcome | Zebra Developer Portal](#)
-  [Android Security and Update Bulletins | Android Open Source Project](#)
-  [Power Manager - TechDocs](#)
- [User Manual](#)

Manuals+, Privacy Policy

This website is an independent publication and is neither affiliated with nor endorsed by any of the trademark owners. The "Bluetooth®" word mark and logos are registered trademarks owned by Bluetooth SIG, Inc. The "Wi-Fi®" word mark and logos are registered trademarks owned by the Wi-Fi Alliance. Any use of these marks on this website does not imply any affiliation with or endorsement.