




**MC3401
Mobile
Computer**



ZEBRA MC3401 Mobile Computer User Guide

[Home](#) » [ZEBRA](#) » ZEBRA MC3401 Mobile Computer User Guide 

Contents

- [1 ZEBRA MC3401 Mobile Computer](#)
- [2 Instructions](#)
- [3 Specification](#)
- [4 Vehicle Installation](#)
- [5 Safety Information](#)
- [6 Optical Devices](#)
- [7 Technical Data](#)
- [8 FCC Statement](#)
- [9 Warranty](#)
- [10 FAQ](#)
- [11 Documents / Resources](#)
 - [11.1 References](#)
- [12 Related Posts](#)



ZEBRA MC3401 Mobile Computer



Regulatory Information

- This device is approved under Zebra Technologies Corporation.
- This guide applies to the following model number: MC3401
- All Zebra devices are designed to be compliant with the rules and regulations in the locations they are sold and will be labeled as required.

Local language translation zebra.com/support

Any changes or modifications to Zebra equipment not expressly approved by Zebra could void the user's authority to operate the equipment.

Declared maximum operating temperature: 50°C

CAUTION:

- Only use Zebra approved and NRTL-certified accessories, battery packs, and battery chargers.
- Do NOT attempt to charge damp/wet mobile computers, printers or batteries. All components must be dry before connecting to an external power source.

Bluetooth® Wireless Technology

This is an approved Bluetooth® product. For more information on the Bluetooth SIG listing, please visit bluetooth.com.

Instructions

Regulatory Markings

Regulatory markings subject to certification are applied to the device. Refer to the Declaration of Conformity (DoC) for details of other country markings. The DOC is available at: zebra.com/doc.

The regulatory marks specific to this device (including FCC and ISED) are available on the screen of the device by following these instructions:

Go to Settings > Regulatory.

- Read these instructions carefully.
- Keep these instructions for later reference.
- All cautions and warnings should be followed.
- For indoor use only.
- For use with ITE information technology equipment.
- Do not defeat the safety purpose of grounding type plug. Use the supplied power supply cord only in combination with an earthed socket outlet.
- The socket outlet should be located near the equipment and be easily accessible.
- Protect the power cord from being walked on or pinched.
- Users should not open the equipment due to the risk of electrical shock.
- Protect equipment from humidity.
- Disconnect equipment from socket outlet before cleaning. Do not use any liquid or aerosol cleaner. Use only a dampened cloth.
- Equipment should be placed on a reliable surface. A drop or fall could cause damage.
- If the equipment is not used for long time, disconnect the equipment from socket outlet to avoid being damaged by voltage transients.
- The maximum operating altitude is 5000m.
- An approved power cord greater or equal to H03VV-F, 3G, 0.75mm² must be used.
- Product information for COMMISSION REGULATION (EU 2019/1782):

Specification

Information published

- **Manufacturer** Huizhou Sanhua Industrial Co., Ltd,
- Zone 14, Zhongkai Hi-tech Development Zone
- Huizhou,Guangdong,China
- **Model** PWR-WUA5V12W0xx
- **Input voltage** 100-240V AC
- **Input AC frequency** 50-60Hz
- **Output voltage** +5V
- **Output current** 2.5A
- **Output power** 12W (MAX)

Health and Safety Recommendations

Ergonomic Recommendations

In order to avoid or minimize the potential risk of ergonomic injury, always follow good ergonomic workplace practices. Consult with your local Health and Safety Manager to ensure that you are adhering to your company's safety programs to prevent employee injury.

Vehicle Installation

- RF signals may affect improperly installed or inadequately shielded electronic systems in motor vehicles (including safety systems). Check with the manufacturer or its representative regarding your vehicle. Ensure the equipment is installed to avoid driver distractions. You should also consult the manufacturer about any equipment that has been added to your vehicle.
- Position the device within easy reach. User should be able to access the device without removing their eyes from the road.

IMPORTANT: Before installing or using, check national and local laws regarding distracted driving.

Safety on the Road

- Give your full attention to driving. Obey the laws and regulations on the use of wireless devices in the areas where you drive.
- The wireless industry reminds you to use your device / phone safely when driving.

Restricted Use Locations

Remember to observe restrictions and obey all signs and instructions on the use of electronic devices in restricted use locations.



Safety in Hospitals and Aircraft

Wireless devices transmit radio frequency energy that may affect medical electrical equipment and aircraft's operation. Wireless devices should be switched off wherever you are requested to do so in hospitals, clinics, healthcare facilities or by airline staff. These requests are designed to prevent possible interference with sensitive equipments.

RF Exposure Guidelines

Safety Information

Reducing RF Exposure – Use Properly

- Only operate the device in accordance with the instructions supplied.
- The device complies with internationally recognized standards covering human exposure to electromagnetic fields. For information on international human exposure to electromagnetic fields, refer to the Zebra Declaration of Conformity (DoC) at zebra.com/doc.
- Use only Zebra tested and approved headset, belt-clips, holsters, and similar accessories to ensure RF exposure compliance. If applicable, follow the instructions for use as detailed in the accessory guide.
- The use of third-party belt clips, holsters, and similar accessories may not comply with RF exposure compliance requirements and should be avoided.
- For further information on the safety of RF energy from wireless devices, refer to RF exposure and assessment standards section at zebra.com/responsibility.
- To satisfy RF exposure requirements, this device must be handheld only and, where applicable, used only with Zebra tested and approved accessories.

Optical Devices

Laser

Class 2 laser scanners use a low power, visible light diode. As with any very bright light source such as the sun, the user should avoid staring directly into the light beam. Momentary exposure to a Class 2 laser is not known to be harmful.

CAUTION: Use of controls, adjustments, or the performance of procedures other than those specified in the supplied product documentation may result in hazardous laser light exposure.

Technical Data

SE4770

- **Wavelength:** 630-680nm
- **Maximum output:** 1 mW
- **Pulse duration:** 12.5 ms
- **Beam divergence:** 42.7 °
- **Repetition rate:** 16.9 ms

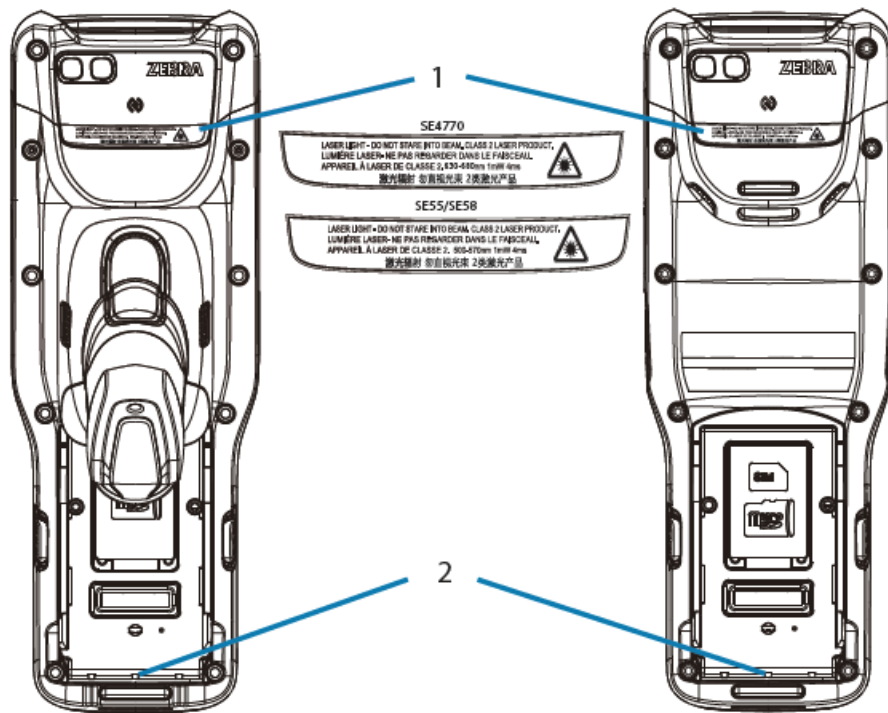
SE55

- **Wavelength:** 500-570nm
- **Maximum output:** 1 mW
- **Pulse duration:** 4 ms
- **Beam divergence:** 18 °
- **Repetition rate:** 18 ms

SE58

- **Wavelength:** 500-570nm
- **Maximum output:** 2 mW
- **Pulse duration:** 4 ms
- **Beam divergence:** 42 °
- **Repetition rate:** 16.7 ms

Scanner Labeling



Labels read:

1. **Laser Light** — do not stare into beam.

Class 2 Laser product. 630-680nm, 1mW (applied to SE4770)

Laser Light — do not stare into beam.

Class 2 Laser product. 500-570nm, 1mW (applied to SE55, SE58)

2. Complies with 21 CFR1040.10 and 1040.11 except for deviations pursuant to Laser Notice No. 56, dated May 08, 2019 and IEC/EN 60825-1:2014.

LED

Risk Group classified according to IEC 62471:2006 and EN 62471:2008.

- **SE4710 Pulse Duration:** 17.7ms Exempt Group RG0
- **SE4770 Pulse Duration:** 17.7ms Exempt Group RG0
- **SE55 Pulse Duration:** CW Exempt Group RG0
- **SE58 Pulse Duration:** 6ms Exempt Group RG0

Power Supply

WARNING ELECTRICAL SHOCK: Use only a Zebra approved, Certified ITE LPS power supply with appropriate electrical ratings. Use of alternative power supply will invalidate any approvals given to this unit and may be dangerous.

Batteries and Power Packs

This information applies to Zebra-approved batteries and power packs containing batteries.

Battery Information

CAUTION: Risk of explosion if battery is replaced by an incorrect type. Dispose of batteries according to instructions.

Use only Zebra approved batteries. Accessories that have battery charging capability are approved for use with the following battery models:

- Model BT-000375 (3.6 VDC, 7000 mAh)
- Model BT-000444 (3.6 VDC, 7000 mAh)

Zebra approved rechargeable battery packs are designed and constructed to the highest standards within the industry.

However, there are limitations as to how long a battery can operate or be stored before needing replacement. Many factors affect the actual life cycle of a battery pack such as heat, cold, harsh environmental conditions, and severe drops.

- When batteries are stored over six months, some irreversible deterioration in overall battery quality may occur. Store batteries at half charge in a dry, cool place, removed from the equipment to prevent loss of capacity, rusting of metallic parts, and electrolyte leakage. When storing batteries for one year or longer, the charge level should be verified at least once a year and charged to half charge.
- Replace the battery when a significant loss of run time is detected.
- Standard warranty period for all Zebra batteries is one year, regardless if the battery was purchased separately or included as part of the host device. For more information on Zebra batteries, please visit zebra.com/batterydocumentation and select the Battery Best Practices link.

Battery Safety Guidelines

IMPORTANT – SAFETY INSTRUCTIONS – SAVE THESE INSTRUCTIONS

WARNING – When using this product basic safety precautions should always be followed, including the following:

- The area in which the units are charged should be clear of debris and combustible materials or chemicals. Particular care should be taken where the device is charged in a non-commercial environment.
- Read all the instructions before using the product.
- Follow battery usage, storage, and charging guidelines found in the user's guide.
- Improper battery use may result in a fire, explosion, or other hazard.
- Batteries subjected to extremely low air pressure may result in an explosion or the leakage of flammable liquid or gas.
- To charge the mobile device battery, the battery and charger temperatures must be between 0°C and 40°C (32°F and 104°F).
- Do not use incompatible batteries and chargers. Use of an incompatible battery or charger may present a risk of fire, explosion, leakage, or other hazard. If you have any questions about the compatibility of a battery or a charger, contact Zebra support.
- Do not use incompatible batteries and chargers. Use of an incompatible battery or charger may present a risk of fire, explosion, leakage, or other hazard. If you have any questions about the compatibility of a battery or a charger, contact Zebra support.
- For devices that utilize a USB port as a charging source, the device shall only be connected to products that bear the USB-IF logo or have completed the USB-IF compliance program.
- Do not disassemble or open, crush, bend or deform, puncture, or shred. Damaged or modified batteries may exhibit unpredictable behavior resulting in fire, explosion, or risk of injury.

- Severe impact from dropping any battery-operated device on a hard surface could cause the battery to overheat.
- Do not short circuit a battery or allow metallic or conductive objects to contact the battery terminals.
- Do not modify, disassemble, or remanufacture, attempt to insert foreign objects into the battery, immerse or expose to water, rain, snow or other liquids, or expose to fire, explosion, or other hazard.
- Do not leave or store the equipment in or near areas that might get very hot, such as in a parked vehicle or near a radiator or other heat source. Do not place battery into a microwave oven or dryer.
- To reduce the risk of injury, close supervision is necessary when used near children.
- Please follow local regulations to promptly dispose of used re-chargeable batteries.
- Do not dispose of batteries in fire. Exposure to temperatures over 100°C (212°F) may cause explosion.
- Seek medical advice immediately if a battery has been swallowed.
- In the event of a battery leak, do not allow the liquid to come in contact with the skin or eyes. If contact has been made, wash the affected area with large amounts of water and seek medical advice.
- If you suspect damage to your equipment or battery, contact Zebra support to arrange for inspection.



Marking and European Economic Area (EEA)

Statement of Compliance

Zebra hereby declares that this radio equipment is in compliance with Directives 2014/53/EU and 2011/65/EU. Any radio operation limitations within EEA countries are identified in Appendix A of EU Declaration of Conformity. The full text of the EU Declaration of Conformity is available at zebra.com/doc.

Environmental Compliance

For compliance declarations, recycling information, and materials used for products and packaging please visit zebra.com/environment.

- **EU Importer** : Zebra Technologies B.V
- **Address**: Mercurius 12, 8448 GX Heerenveen, Netherlands

Waste Electrical and Electronic Equipment (WEEE)

For EU and UK Customers: For products at the end of their life, please refer to recycling/disposal advice at zebra.com/weee.

FCC Statement

United States and Canada Regulatory

Radio Frequency Interference Notices

This device complies with Part 15 of the FCC Rules. Operation is subject to the following two conditions:

1. This device may not cause harmful interference, and
2. This device must accept any interference received including interference that may cause undesired operation.

NOTE: This equipment has been tested and found to comply with the limits for a Class B digital device, pursuant to Part 15 of the FCC rules. These limits are designed to provide reasonable protection against harmful interference in a residential installation. This equipment generates, uses and can radiate radio frequency energy

and, if not installed and used in accordance with the instructions, may cause harmful interference to radio communications. However, there is no guarantee that interference will not occur in a particular installation. If this equipment does cause harmful interference to radio or television reception, which can be determined by turning the equipment off and on, the user is encouraged to try to correct the interference by one or more of the following measures:

- Reorient or relocate the receiving antenna.
- Increase the separation between the equipment and receiver.
- Connect the equipment into an outlet on a circuit different from that to which the receiver is connected.
- Consult the dealer or an experienced radio/TV technician for help.
- Operation of transmitters in the 5,925 – 7,125 GHz band is prohibited for control of communications with unmanned aircraft systems.

Radio Frequency Interference Requirements – Canada

Innovation, Science and Economic Development Canada ICES-003 Compliance Label: CAN ICES-003 (B)/NMB-003(B)

This device complies with Innovation, Science and Economic Development Canada's licence-exempt RSSs.

RF Exposure Requirements – FCC and ISED

The FCC has granted an Equipment Authorization for this device with all reported SAR levels evaluated in compliance with the FCC RF emission guidelines. SAR information on this device is on file with the FCC and can be found under the Display Grant section of fcc.gov/oet/ea/fccid.

To satisfy RF exposure requirements, this device must operate with a minimum separation distance of 1.5 cm or more from a user's body and nearby people.

To satisfy RF exposure requirements, this device must be hand-held only and where applicable use only with Zebra-tested and approved accessories.

• Hotspot Mode

To satisfy RF exposure requirements in hotspot mode, this device must operate with a minimum separation distance of 1.0 cm or more from a user's body and nearby persons.

• Co-located Statement

To comply with FCC RF exposure compliance requirement, the antenna used for this transmitter must not be co-located (within 20 cm) or operating in conjunction with any other transmitter/antenna except those already approved in this filing.

• Hotspot ISED Notice

When operating in hotspot mode, this device is restricted to indoor use when operating in the 5,150 – 5,350 MHz frequency range.

United Kingdom

Statement of Compliance

- Zebra hereby declares that this radio equipment is in compliance with the Radio Equipment Regulations 2017 and the Restriction of the Use of Certain Hazardous Substances in Electrical and Electronic Equipment Regulations 2012.
- Any radio operation limitations within UK are identified in Appendix A of UK Declaration of Conformity.

- The full text of the UK Declaration of Conformity is available at: zebra.com/doc.
- **UK Importer:** Zebra Technologies Europe Limited
- **Address:** Dukes Meadow, Millboard Rd, Bourne End, Buckinghamshire, SL8 5XF

Warranty

For the complete Zebra hardware product warranty statement, go to: zebra.com/warranty.

Service Information

- Before you use the unit, it must be configured to operate in your facility's network and run your applications.
- If you have a problem running your unit or using your equipment, contact your facility's Technical or System Support. If there is a problem with the equipment, they will contact Zebra support at zebra.com/support.
- For the latest version of the guide go to: zebra.com/support.

Software Support

- Zebra wants to ensure that customers have the latest entitled software at the time of device purchase in order to keep the device operating at peak performance levels. To confirm that your Zebra device has the latest entitled software available at the time of purchase, go to zebra.com/support.
- Check for the latest software from Support > Products, or search for the device and select Support > Software Downloads.

If your device does not have the latest entitled software as of your device purchase date, e-mail Zebra at entitlementservices@zebra.com and ensure you include the following essential device information:

- Model number
- Serial number
- Proof of purchase
- Title of the software download you are requesting.

If it is determined by Zebra that your device is entitled to the latest version of software, as of the date you purchased your device, you will receive an email containing a link directing you to a Zebra Web site to download the appropriate software.

Product Support Information

- For information on using this product, see the User Guide at zebra.com/mc34-info.
- To find quick answers to known product behaviors, access our knowledge articles at supportcommunity.zebra.com/s/knowledge-base.
- Ask your questions in our Support community at supportcommunity.zebra.com.
- Download product manuals, drivers, software, and view how-to videos at zebra.com/support.
- To request a repair for your product, go to zebra.com/repair.


Patent Information

To view Zebra patents, go to ip.zebra.com.



FAQ

- **Q: Can I charge the device with any charger?**
 - A: Only use Zebra approved and NRTL-certified accessories, battery packs, and chargers to prevent damage or safety hazards.
- **Q: How should I position the device in my vehicle?**
 - A: Place the device within easy reach without causing distractions. Ensure compliance with national laws on distracted driving.

Documents / Resources

	ZEBRA MC3401 Mobile Computer [pdf] User Guide MC3401, MC3401 Mobile Computer, Mobile Computer
---	--

References

-  [Zebra Support Community](#)
-  [FCC ID Search | Federal Communications Commission](#)
- [User Manual](#)

[Manuals+](#), [Privacy Policy](#)

This website is an independent publication and is neither affiliated with nor endorsed by any of the trademark owners. The "Bluetooth®" word mark and logos are registered trademarks owned by Bluetooth SIG, Inc. The "Wi-Fi®" word mark and logos are registered trademarks owned by the Wi-Fi Alliance. Any use of these marks on this website does not imply any affiliation with or endorsement.