



ZEBRA MC27 Mobile Computer Owner's Manual

[Home](#) » [ZEBRA](#) » ZEBRA MC27 Mobile Computer Owner's Manual 



MC2700 Regulatory Guide

Contents

- [1 Regulatory Information](#)
- [2 Health and Safety Recommendations](#)
- [3 Safety Information](#)
- [4 Batteries and Power Packs](#)
- [5 United States and Canada Regulatory](#)
- [6 Warranty](#)
- [7 Service Information](#)
- [8 Additional Information](#)
- [9 Documents / Resources](#)

Regulatory Information

This device is approved under Zebra Technologies Corporation.
This guide applies to the following model numbers:


- MC27AK
- MC27BK
- MC27AJ
- MC27BJ
- MC27CK

All Zebra devices are designed to be compliant with the rules and regulations in the locations they are sold and will be labeled as required.

Local language translation: www.zebra.com/support

Any changes or modifications to Zebra equipment not expressly approved by Zebra could void the user's authority to operate the equipment.

Declared maximum operating temperature: 50°C

 **CAUTION:** Only use Zebra approved and NRTL-certified accessories, battery packs, and battery chargers. Do NOT attempt to charge damp/wet mobile computers, printers or batteries. All components must be dry before connecting to an external power source.

Bluetooth® Wireless Technology

This is an approved Bluetooth® product. For more information on the Bluetooth SIG listing, please visit www.bluetooth.com.

Regulatory Markings

Regulatory markings subject to certification are applied to the device signifying the radio(s) is/are approved for use. Refer to the Declaration of Conformity (DoC) for details of other country markings. The DOC is available at: www.zebra.com/doc. Go to Settings > Regulatory

Health and Safety Recommendations


Ergonomic Recommendations

In order to avoid or minimize the potential risk of ergonomic injury, always follow good ergonomic workplace practices. Consult with your local Health and Safety Manager to ensure that you are adhering to your company's safety programs to prevent employee injury.

Vehicle Installation

RF signals may affect improperly installed or inadequately shielded electronic systems in motor vehicles (including safety systems). Check with the manufacturer or its representative regarding your vehicle. Ensure the equipment is installed to avoid driver distractions. You should also consult the manufacturer about any equipment that has been added to your vehicle.

Position the device within easy reach. User should be able to access the device without removing their eyes from the road.

 **IMPORTANT:** Before installing or using, check national and local laws regarding distracted driving.

Safety on the Road


Give your full attention to driving. Obey the laws and regulations on the use of wireless devices in the areas where you drive.

The wireless industry reminds you to use your device / phone safely when driving.

Restricted Use Locations

Remember to observe restrictions and obey all signs and instructions on the use of electronic devices in restricted use locations.

Safety in Hospitals and Aircraft

 **NOTE:** Wireless devices transmit radio frequency energy that may affect medical electrical equipment and aircraft's operation. Wireless devices should be switched off wherever you are requested to do so in hospitals, clinics, healthcare facilities or by airline staff. These requests are designed to prevent possible interference with sensitive equipments.

Medical Devices

It is recommended that a minimum separation distance of 20 cm (8 inches) be maintained between a wireless device and a medical devices such as pacemakers, defibrillator, or other implantable devices to avoid potential interference with the medical device. Pacemaker users should keep the device at the opposite side of the pacemaker or turn OFF the device if suspected of interference.

Please consult your physician or the manufacturer of the medical device to determine if the operation of your wireless product may interfere with the medical device.

RF Exposure Guidelines

Safety Information

Reducing RF Exposure – Use Properly

Only operate the device in accordance with the instructions supplied.

The device complies with internationally recognized standards covering human exposure to electromagnetic fields. For information on international human exposure to electromagnetic fields, refer to the Zebra Declaration of Conformity (DoC) at www.zebra.com/doc.

Use only Zebra tested and approved headset, belt-clips, holsters, and similar accessories to ensure RF exposure compliance. If applicable, follow the instructions for use as detailed in the accessory guide. The use of third-party belt clips, holsters, and similar accessories may not comply with RF exposure compliance requirements and should be avoided.


For further information on the safety of RF energy from wireless devices, refer to RF exposure and assessment standards section at www.zebra.com/responsibility.

LED Devices

Classified as 'EXEMPT RISK GROUP' according to IEC 62471:2006 and EN 62471:2008.

Pulse Duration: 22.8 ms or CW (MC2700 with SE4100)

Power Supply

 **WARNING ELECTRICAL SHOCK:** Use only a Zebra approved, Certified ITE [LPS] power supply with appropriate electrical ratings. Use of alternative power supply will invalidate any approvals given to this unit and may be dangerous.

Batteries and Power Packs

This information applies to Zebra-approved batteries and power packs containing batteries.

Battery Information

CAUTION: Risk of explosion if battery is replaced by an incorrect type. Dispose of batteries according to instructions.

Use only Zebra approved batteries. Accessories which have battery charging capability are approved for use with the following battery models:

- Model BT-000418 (3.6 VDC, 3300 mAh)
- Model BT-000432 (3.6 VDC, 4900 mAh)

Zebra approved rechargeable battery packs are designed and constructed to the highest standards within the industry.

However, there are limitations as to how long a battery can operate or be stored before needing replacement. Many factors affect the actual life cycle of a battery pack such as heat, cold, harsh environmental conditions, and severe drops.

When batteries are stored over six months, some irreversible deterioration in overall battery quality may occur. Store batteries at half charge in a dry, cool place, removed from the equipment to prevent loss of capacity, rusting of metallic parts, and electrolyte leakage. When storing batteries for one year or longer, the charge level should be verified at least once a year and charged to half charge.

Replace the battery when a significant loss of run time is detected.

- Standard warranty period for all Zebra batteries is one year, regardless if the battery was purchased separately or included as part of the host device. For more information on Zebra batteries, please visit: www.zebra.com/batterydocumentation and select the Battery Best Practices link.

Battery Safety Guidelines

 **IMPORTANT – SAFETY INSTRUCTIONS – SAVE THESE INSTRUCTIONS**

United States and Canada Regulatory

Radio Frequency Interference Notices

This device complies with Part 15 of the FCC Rules. Operation is subject to the following two conditions:

1. this device may not cause harmful interference, and (2) this device must accept any interference received including interference that may cause undesired operation.



NOTE: This equipment has been tested and found to comply with the limits for a Class B digital device, pursuant to Part 15 of the FCC rules. These limits are designed to provide reasonable protection against harmful interference in a residential installation. This equipment generates, uses and can radiate radio frequency energy and, if not installed and used in accordance with the instructions, may cause harmful interference to radio communications. However, there is no guarantee that interference will not occur in a particular installation. If this equipment does cause harmful interference to radio or television reception, which can be determined by turning the equipment off and on, the user is encouraged to try to correct the interference by one or more of the following measures:

- Reorient or relocate the receiving antenna.
- Increase the separation between the equipment and receiver.
- Connect the equipment into an outlet on a circuit different from that to which the receiver is connected.
- Consult the dealer or an experienced radio/TV technician for help.

Radio Frequency Interference Requirements – Canada

Innovation, Science and Economic Development Canada ICES-003 Compliance Label: CAN ICES-3 ([B])/NMB-3([B])

This device complies with Innovation, Science and Economic Development Canada's licence-exempt RSSs. Operation is subject to the following two conditions: (1) This device may not cause interference; and (2) This device must accept any interference, including interference that may cause undesired operation of the device.

RF Exposure Requirements – FCC and ISED

The FCC has granted an Equipment Authorization for this device with all reported SAR levels evaluated in compliance with the FCC RF emission guidelines. SAR information on this device is on file with the FCC and can be found under the Display Grant section of www.fcc.gov/oet/ea/fccid.

Handheld Devices

To satisfy RF exposure requirements, this device must operate with a minimum separation distance of 1 cm or more from a user's body and nearby persons.

Co-located Statement

To comply with FCC RF exposure compliance requirement, the antenna used for this transmitter must not be co-located (within 20 cm) or operating in conjunction with any other transmitter/antenna except those already approved in this filing.

Hotspot ISED Notice

When operating in hotspot mode, this device is restricted to indoor use when operating in the 5150 – 5350 MHz frequency range.

UL Listed Products with GPS

Underwriters Laboratories Inc. (UL) has not tested the performance or reliability of the Global Positioning System (GPS) hardware, operating software, or other aspects of this product. UL has only tested for fire, shock, or casualties as outlined in UL's Standard(s) for Safety for Information Technology Equipment. UL Certification does not cover the performance or reliability of the GPS hardware and GPS operating software. UL makes no representations, warranties, or certifications whatsoever regarding the performance or reliability of any GPS related functions of this product.

India

The sending and receiving of texts is supported in the following Indian languages:

Assamese, Bengali, Gujarati, Hindi, Kannada, Kashmiri, Konkani, Malayalam, Manipuri, Marathi, Nepali, Oriya, Punjabi, Sanskrit, Sindhi, Tamil, Telugu, Urdu, Bodo, Santhali, Maithili, and Dogri.

Note 1: "Exceeding 0.1 wt%" and "exceeding 0.01 wt%" indicate that the percentage content of the restricted substance exceeds the reference percentage value of presence condition.

Note 2: “O” indicates that the percentage content of the restricted substance does not exceed the percentage of reference value of presence.

Note 3: The “ – ” indicates that the restricted substance corresponds to the exemption.

Warranty

For the complete Zebra hardware product warranty statement, go to: zebra.com/warranty.

Service Information

Before you use the unit, it must be configured to operate in your facility’s network and run your applications. If you have a problem running your unit or using your equipment, contact your facility’s Technical or System Support. If there is a problem with the equipment, they will contact Zebra support at zebra.com/support. For the latest version of the guide go to: zebra.com/support.


Additional Information

For information on using the MC2700, refer to the MC2700 product guide available at: zebra.com/support. ZEBRA and the stylized Zebra head are trademarks of Zebra Technologies Corp., registered in many jurisdictions worldwide. All other trademarks are the property of their respective owners.

© 2021 Zebra Technologies Corp. and/or its affiliates. All rights reserved. | www.zebra.com

MN-003982-03EN Rev. A

Documents / Resources



[ZEBRA MC27 Mobile Computer](#) [pdf] Owner's Manual
MC27 Mobile Computer, MC27, Mobile Computer, Computer