

ZEBRA KC50 Android Kiosk Computer User Guide



Contents

- 1 Technical Accessory Guides (TAGs)**
 - 1.1 KC50 Technical Accessory Guide**
 - 1.1.1 Communication Cables
 - 1.1.2 Z-Flex Accessories
 - 1.1.3 Secondary Displays
 - 1.1.4 Misc
 - 1.1.5 Mounting Options
 - 1.1.5.1 Havis Stands
 - 1.1.5.2 Havis Riser Options for Stands
 - 1.1.5.3 Additional Havis Stand Accessories
 - 1.1.5.4 Power Cords/ Power Supplies
 - 1.1.5.5 AC Power Supply options
- 2 Documents / Resources**
 - 2.1 References
- 3 Related Posts**

Technical Accessory Guides (TAGs)

For Associates, Resellers, ISVs and Alliance Partners
Global



Version: Active-Only

Will only show products that are known to be available for sale

Need to provide an update or change?

Contact <mailto:pgw786@zebra.com>



For Internal Use by
PartnerConnect Member Only

Proprietary and Confidential. ZEBRA and the stylized Zebra head are trademarks of Zebra Technologies Corp., registered in many jurisdictions worldwide.

All other trademarks are the property of their respective owners. ©Zebra Technologies Corp. and/or its affiliates. All rights reserved.






KC50 Technical Accessory Guide



NOTE: This document is only for general reference. Solutions Pathway and related PMBs should be used for product availability, pricing, and final solution selection.

* Zebra does not endorse or specifically recommend any **third-party products, accessories, or hardware**. ZEBRA DISCLAIMS ANY AND ALL LIABILITY, INCLUDING ANY EXPRESS OR IMPLIED WARRANTIES, WHETHER ORAL OR WRITTEN, FOR SUCH THIRD PARTY PRODUCTS, ACCESSORIES, OR HARDWARE. THE CUSTOMER ACKNOWLEDGES THAT NO REPRESENTATION HAS BEEN MADE BY ZEBRA AS TO THE FITNESS OF THE THIRD-PARTY PRODUCTS, ACCESSORIES, OR HARDWARE FOR THE CUSTOMER'S INTENDED PURPOSE.



Communication Cables

Part Number	Picture	Description	Notes	Required Items
CBL-TC5X-USB C2A-01		USB-C Cable	<ul style="list-style-type: none"> ► Used to communicate with KC50 via the USB-C port. ► USB-A to USB-C connector 	
CBL-TC2X-USB C-01		USB-C Cable	<ul style="list-style-type: none"> ► Used to communicate with KC50 via the USB-C port. ► USB-A to USB-C connector ► Cable length is 5 ft. (1.5M) 	
CBL-EC5X-USB C3A-01		USB-C to USB-C cable	<ul style="list-style-type: none"> ► USB-C to USB-C cable ► Cable length is 1m (approx 3.2 ft.). ► Supports USB 3.0 and USB Fast Charge ► Cable is also used to connect KC50 to TD50. 	


Z-Flex Accessories

Part Number	Picture	Description	Notes	Required Items
ZFLX-SCNR-E00		Scanner	<ul style="list-style-type: none"> ► Uses SE4720 scan engine. ► Connects to USB-C port on side of KC50 ► Captive screws secure scanner to KC50. 	
ZFLX-LTBAR-200		Light Bar	<ul style="list-style-type: none"> ► Two sided light bar ► Connects to USB-C port on side of KC50 ► RGB colors ► Captive screws secure light bar to KC50. 	

Secondary Displays


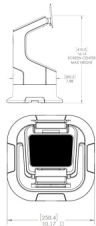

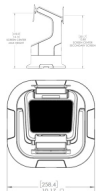
Part Number	Picture	Description	Notes	Required Items
TD50-15 F00		TD50 15" Touch Screen Monitor	<ul style="list-style-type: none"> ► Provides a secondary touch screen monitor. ► Connects to USB-C port on rear of KC50 via USB-C to USB-C cable. Cable provides both power and data/communications. ► 15" size, full HD display. 	► USB-C Cable (CBL-EC5X-USB C3A-01)
CBL-EC5X-USB C3A-01		USB-C to USB-C cable	<ul style="list-style-type: none"> ► USB-C to USB-C cable ► Cable length is 1m (approx 3.2 ft.). ► Supports USB 3.0 and USB Fast Charge 	


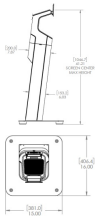

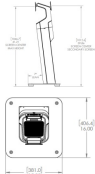
Misc





Part Number	Picture	Description	Notes	Required Items
KT-MC18-CKEY-20		Release Tool/Key	<ul style="list-style-type: none"> ► Used to release the access panels on the rear of the KC50 (i.e. Z-Flex port covers and VESA mounting covers). ► Pack of 20 keys 	

Mounting Options


Havis Stands

Part Number	Picture	Description	Notes	Required Items
<p>3PTY-SC-2000-CF1-01</p> <p>NOTE: Products sold that do not bear the Zebra brand name are serviced and supported exclusively by their manufacturers in accordance with terms and conditions packaged with the products. Zebra's Limited Warranty does not apply to products that are not Zebra branded, even if packaged or sold with Zebra products. Please contact the manufacturer directly for technical support and customer service.</p>		Havis Kiosk Stand, Countertop Height Base, Single Monitor	<ul style="list-style-type: none"> ► Stand allows mounting of one KC50 for single-screen facing applications. ► Height of stand positions center of KC50 display around 16 in. (410mm) ► Stand can be further lengthened by adding Riser Box or Printer Box. ► Base of stand measures approx. 10.25 x 10.25 in. (258 x 258 mm). 	
<p>3PTY-SC-2000-CF2-01</p> <p>NOTE: Products sold that do not bear the Zebra brand name are serviced and supported exclusively by their manufacturers in accordance with terms and conditions packaged with the products. Zebra's Limited Warranty does not apply to products that are not Zebra branded, even if packaged or sold with Zebra products. Please contact the manufacturer directly for technical support and customer service.</p>		Havis Kiosk Stand, Countertop Height Base, Back-to-Back Monitor	<ul style="list-style-type: none"> ► Stand allows mounting of one KC50 and one TD50 monitor for dual-screen facing applications. ► Height of stand positions center of primary display around 16 in. (410mm) and center of secondary display around 14 in. (352 mm). ► Stand can be further lengthened by adding Riser Box or Printer Box. ► Base of stand measures approx. 10.25 x 10.25 in. (258 x 258 mm). 	

<p>3PTY-SC-2000-PB1-01</p> <p>NOTE: Products sold that do not bear the Zebra brand name are serviced and supported exclusively by their manufacturers in accordance with terms and conditions packaged with the products. Zebra's Limited Warranty does not apply to products that are not Zebra branded, even if packaged or sold with Zebra products. Please contact the manufacturer directly for technical support and customer service.</p>		<p>Havis Kiosk Stand, Pedestal Base, Single Monitor</p> 	<ul style="list-style-type: none"> ► Stand allows mounting of one KC50 for single-screen facing applications. ► Height of stand positions center of KC50 display around 41.25 in. (1047 mm). ► Stand can be further lengthened by adding Riser Box or Printer Box. This is typically done to create a floor to eye level walk-up kiosk solution. ► Base of stand measures 15 x 16 in. (381 x 406 mm). 	
<p>3PTY-SC-2000-PB2-01</p> <p>NOTE: Products sold that do not bear the Zebra brand name are serviced and supported exclusively by their manufacturers in accordance with terms and conditions packaged with the products. Zebra's Limited Warranty does not apply to products that are not Zebra branded, even if packaged or sold with Zebra products. Please contact the manufacturer directly for technical support and customer service.</p>		<p>Havis Kiosk Stand, Pedestal Base, Back-to-Back Monitor</p> 	<ul style="list-style-type: none"> ► Stand allows mounting of one KC50 and one TD50 monitor for dual-screen facing applications. ► Height of stand positions center of primary display around 41.25 in. (1047 mm) and center of secondary display around 40 in. (1013 mm). ► Stand can be further lengthened by adding Riser Box or Printer Box. This is typically done to create a floor to eye level walk-up kiosk solution. ► Base of stand measures 15 x 16 in. (381 x 406 mm). 	

Part Number	Pic tur e	De scr ipti on	Notes	Require d Items
<p>3PTY-SC-2000-R1-01</p> <p>NOTE: Products sold that do not bear the Zebra brand name are served and supported exclusively by their manufacturers in accordance with terms and conditions packaged with the products. Zebra's Limited Warranty does not apply to products that are not Zebra branded, even if packaged or sold with Zebra products. Please contact the manufacturer directly for technical support and customer service.</p>		Havis Kiosk Stand Riser	<ul style="list-style-type: none"> ► Riser extends the height of Kiosk Stands with Countertop Base or Pedestal Base. ► Adds additional 10.6 in (269 mm) height. 	
<p>3PTY-SC-2000-PE-02</p> <p>NOTE: Products sold that do not bear the Zebra brand name are served and supported exclusively by their manufacturers in accordance with terms and conditions packaged with the products. Zebra's Limited Warranty does not apply to products that are not Zebra branded, even if packaged or sold with Zebra products. Please contact the manufacturer directly for technical support and customer service.</p>		Havis Kiosk Printer Enclosure	<ul style="list-style-type: none"> ► Enclosure extends the height of Kiosk Stands with Countertop Base or Pedestal Base. ► Adds additional 10.6 in (269 mm) height. ► Compatible with Epson T-88V II receipt printer with additional printer models being validated. ► Door with magnetic latch provides convenient access to printer for paper reloading or maintenance. 	



Additional Havis Stand Accessories

Part Number	Picture	Description	Notes	Required Items
3PTY-SC-2000-PA-01 NOTE: Products sold that do not bear the Zebra brand name are serviced and supported exclusively by their manufacturers in accordance with terms and conditions packaged with the products. Zebra's Limited Warranty does not apply to products that are not Zebra branded, even if packaged or sold with Zebra products. Please contact the manufacturer directly for technical support and customer service.		Havis Kiosk Stand Payment Mounting Bracket	► Allows payment devices to be mounted to side of kiosk. ► Payment device holder (i.e. bucket) may need to be ordered separately from Havis website.	

Power Cords/ Power Supplies

Note: There are two ways to power the KC50, either AC power or via 802.3at/802.3bt PoE (Power over Ethernet). POE requires Premium KC50 config.

AC Power Supply options

Part Number	Picture	Description	Notes	Required Items
PWR-BGA24V78W4WW		Power Supply	► 100-240V AC input, 24V 3.25A, 78W DC output	AC Line Cord (23844-00-00R or country specific version)
23844-00-00R		AC Line Cord	► This AC Line Cord is for use in North America. See the AC Line Cords by Country TAG for comparable line cords to use in other countries.	

PoE (Power over Ethernet) Power Supply options

Premium config versions of the KC50 support Class 4, 6 and 8 POE power classes

TIP: To prevent any POE accessory power limitations use a Class 8 802.3bt power supply.

The power supplies listed below have been validated by Zebra Engineering to function with KC50

	Power Class	Power from PSE	Power delivered to PD
Type 1802.3af	Class 1	4W	3.84 W
	Class 2	7W	6.49 W
	Class 3	15.4 W	13 W
Type 2 802.3at	Class 4	30 W	25.5 W
Type 3 802.3bt	Class 5	45 W	40 W
	Class 6	60 W	51 W
Type 4 802.3bt	Class 7	75 W	62 W
	Class 8	90 W	71.3 W

Part Number	Picture	Description	Notes	Required Items
PD-9601GC (3rd party) * https://www.microchip.com/		Microchip 90W PoE Power Supply	<ul style="list-style-type: none"> ► Used to power KC50 via Power over Ethernet (PoE). ► Provides 90W output (802.3bt Class 8) 	
PD-9501GC/SP (3rd party) * https://www.microchip.com/		Microchip 60W PoE Power Supply	<ul style="list-style-type: none"> ► Used to power KC50 via Power over Ethernet (PoE). ► Provides 60W output (802.3bt Class 6) ► Includes surge suppression 	
PD-9001GR/SP (3rd party) * https://www.microchip.com/		Microchip 30W PoE Power Supply	<ul style="list-style-type: none"> ► Used to power KC50 via Power over Ethernet (PoE). ► Provides 30W output (802.3at Class 4) ► Includes surge suppression 	

KC50 TAG

Zebra Confidential. For recipient's internal use only

Document Update date: 10/2/24

NOTE: Items highlighted in grey may not be orderable/available

Documents / Resources



[ZEBRA KC50 Android Kiosk Computer](#) [pdf] User Guide

CBL-TC5X-USBC2A-01, CBL-TC2X-USBC-01, ZFLX-SCNR-E00, ZFLX-LTBAR-200, TD50-15F00, KT-MC18-CKEY-20, 3PTY-SC-2000-CF1-01, KC50 Android Kiosk Computer, KC50, Android Kiosk Computer, Kiosk Computer, Computer

References

- [Empowering Innovation | Microchip Technology](#)
- [User Manual](#)

[Manuals+](#), [Privacy Policy](#)

This website is an independent publication and is neither affiliated with nor endorsed by any of the trademark owners. The "Bluetooth®" word mark and logos are registered trademarks owned by Bluetooth SIG, Inc. The "Wi-Fi®" word mark and logos are registered trademarks owned by the Wi-Fi Alliance. Any use of these marks on this website does not imply any affiliation with or endorsement.