



# ZEBRA EC50 Series Enterprise Mobile Computer Installation Guide

[Home](#) » [ZEBRA](#) » ZEBRA EC50 Series Enterprise Mobile Computer Installation Guide 

**ZEBRA EC50 Series Enterprise Mobile Computer**



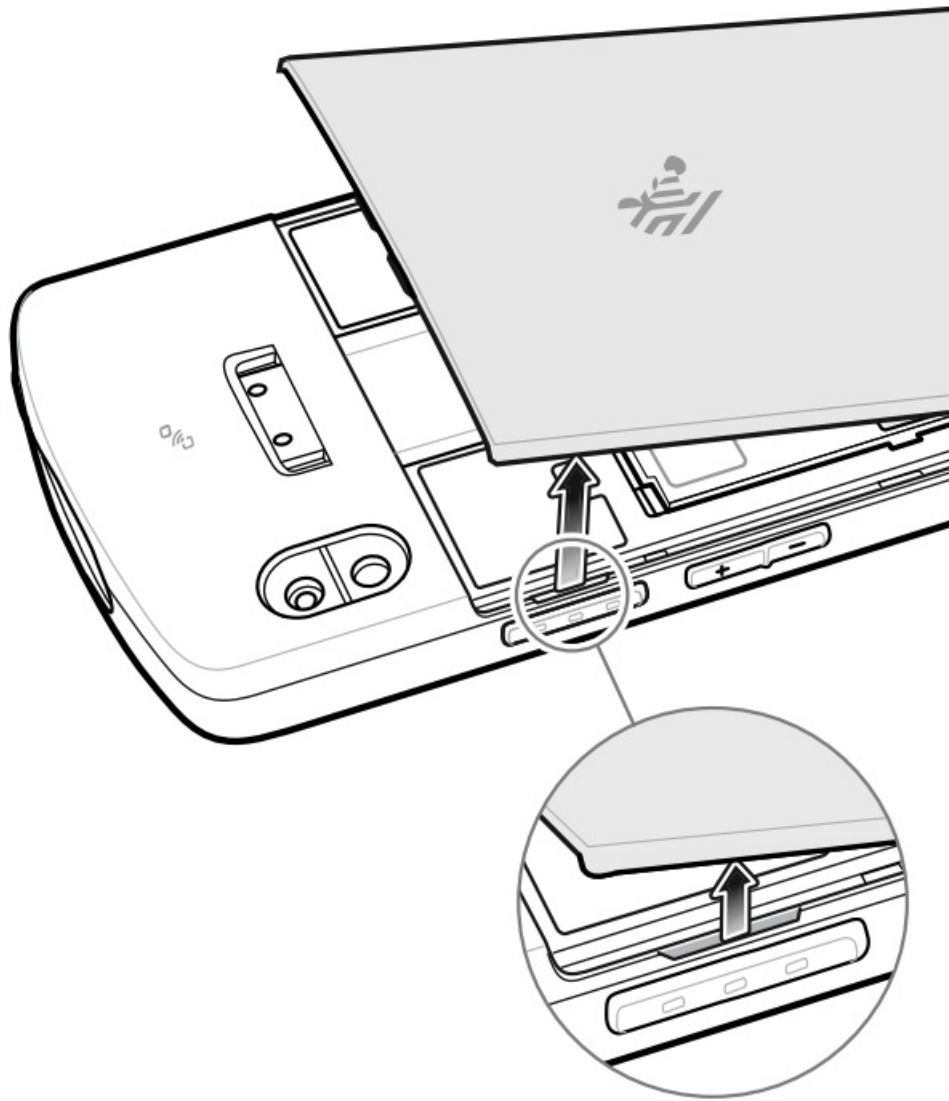
## Contents

- [1 Removing Battery](#)
- [2 Installing Battery](#)
- [3 Customer Support](#)
- [4 Documents / Resources](#)
  - [4.1 References](#)
- [5 Related Posts](#)

## Removing Battery


When battery is end of life or to install an extended battery:

1. From the notch in the top left corner, use your fingernail or a plastic tool to lift the battery cover.



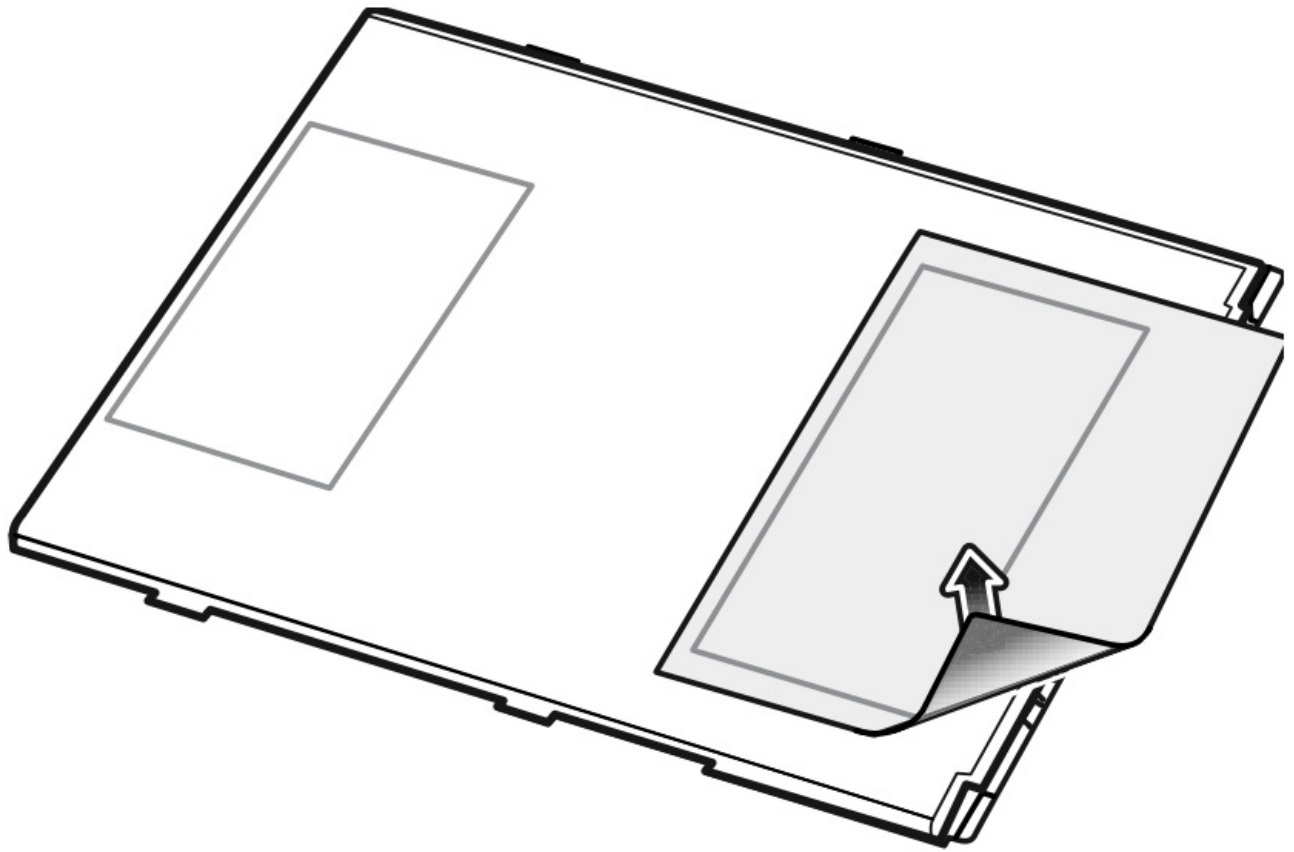
**CAUTION:** Do not use any tool for battery removal. A battery puncture may cause a hazardous condition and a potential risk of injury.

2. Use the battery pull tab to lift and remove the battery from the battery compartment.




## Installing Battery

1. Peel off the adhesive liner on the back of the battery.



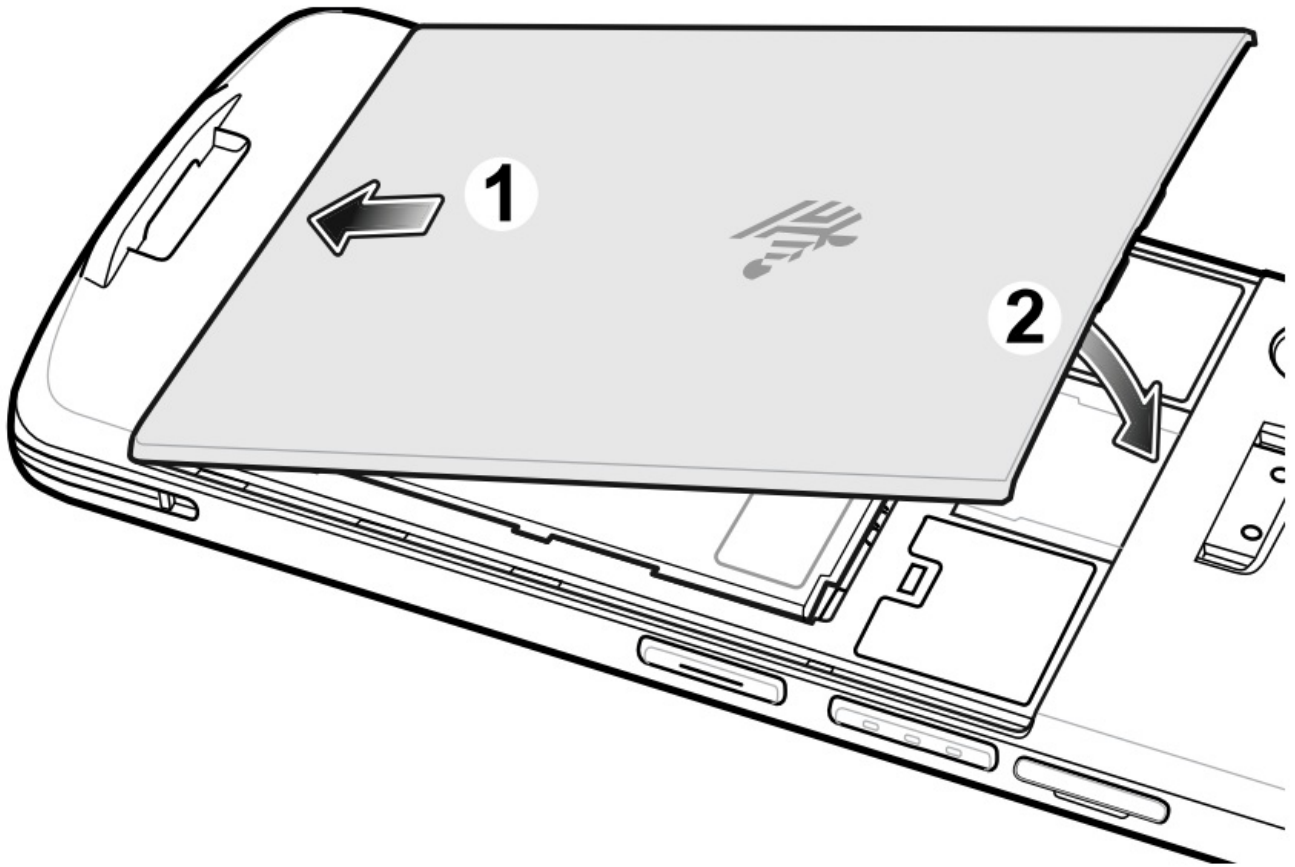
2. Insert the battery, top first and with the warning label facing up, into the battery compartment.
3. Press the battery down into the battery compartment.



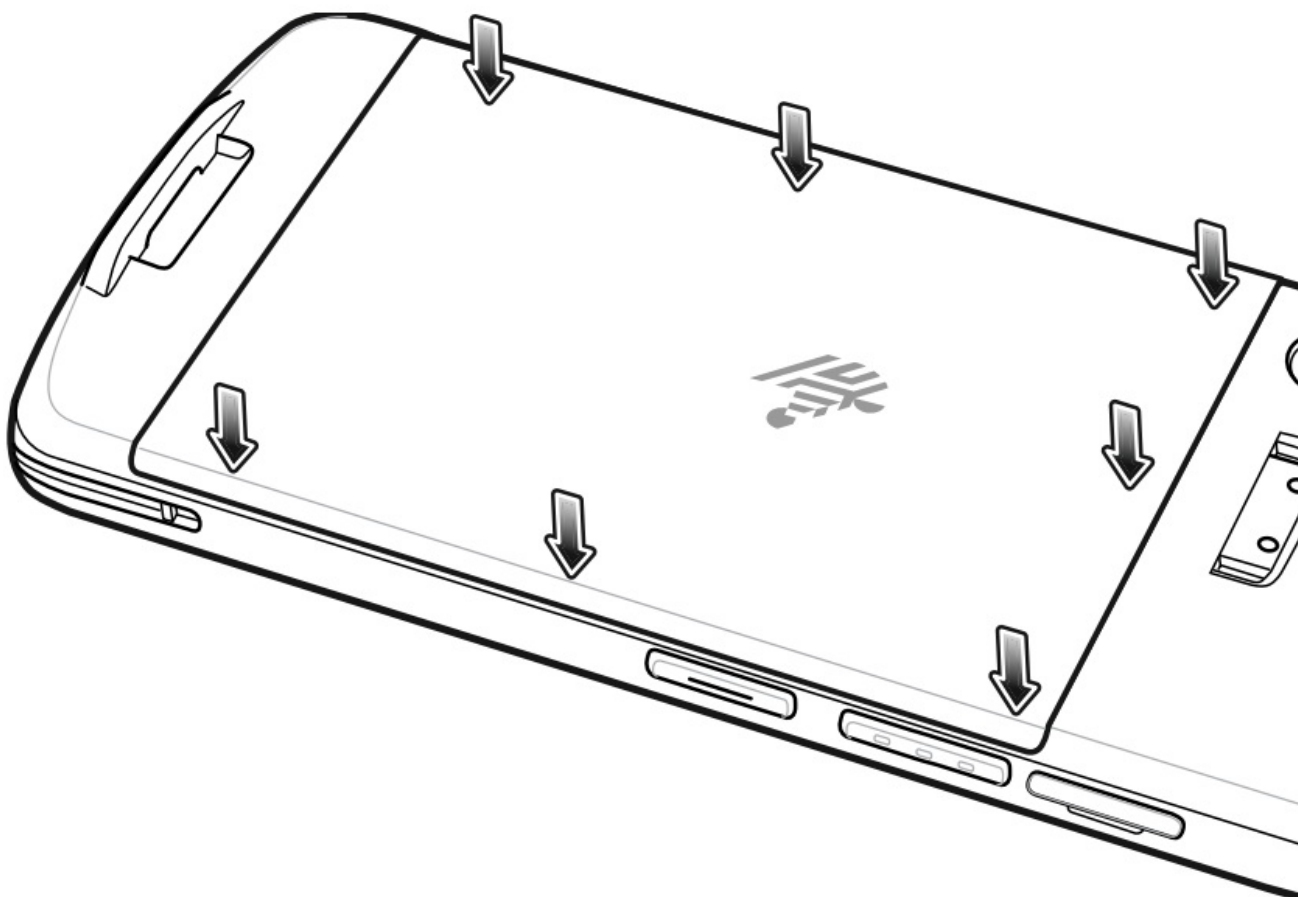


**NOTE:** When installing an extended battery, make sure to use the extended battery cover (KT-EC5X-EXBTYD1-01).

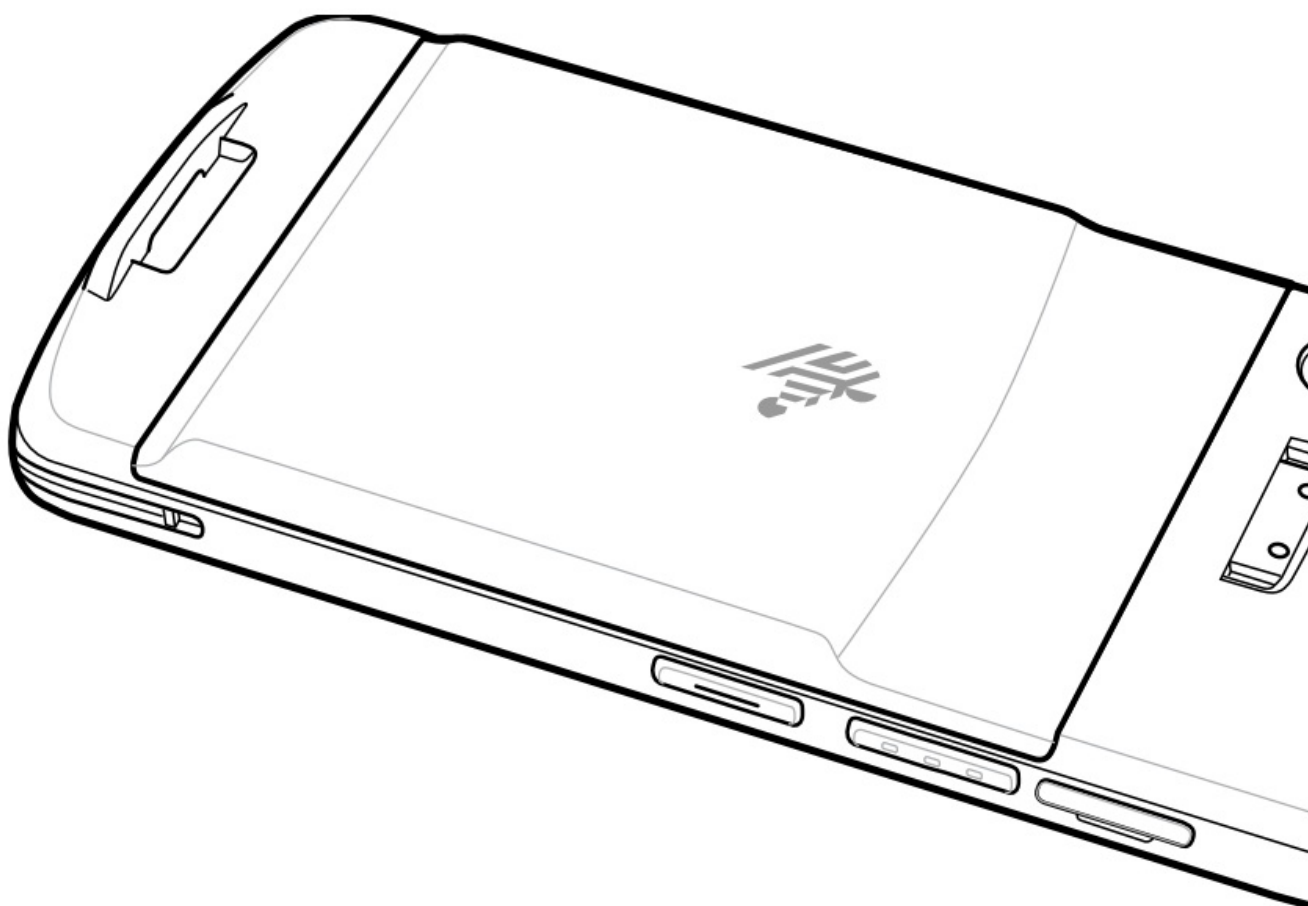
4. Insert the battery cover, bottom first, into the battery compartment.
5. Rotate the battery cover down into the battery compartment.



6. Press the sides of battery cover down until the notches on the sides snap into place.



Follow the same steps to remove or install the extended battery and extended battery cover.





## Customer Support



ZEBRA and the stylized Zebra head are trademarks of Zebra Technologies Corp., registered in many jurisdictions worldwide. All other trademarks are the property of their respective owners. © 2020 Zebra Technologies Corp. and/ or its affiliates. All rights reserved.

**Zebra Technologies**  
3 Overlook Point | Lincolnshire, IL 60069 USA  
[www.zebra.com](http://www.zebra.com)






## Documents / Resources

	<a href="#">ZEBRA EC50 Series Enterprise Mobile Computer</a> [pdf] Installation Guide EC50 Series Enterprise Mobile Computer, EC50 Series, Enterprise Mobile Computer, Mobile Computer, Computer, EC50, EC55
	<a href="#">ZEBRA EC50 Series Enterprise Mobile Computer</a> [pdf] Installation Guide EC50, EC55, EC50 Series Enterprise Mobile Computer, Enterprise Mobile Computer, Mobile Computer, Computer
	<a href="#">ZEBRA EC50 Series Enterprise Mobile Computer</a> [pdf] Installation Guide EC50, EC55, EC50 Series Enterprise Mobile Computer, Enterprise Mobile Computer, Mobile Computer, Computer
	<a href="#">ZEBRA EC50 Series Enterprise Mobile Computer</a> [pdf] Installation Guide EC50 Series Enterprise Mobile Computer, EC50 Series, Enterprise Mobile Computer, Mobile Computer, Computer, EC50, EC55
	<a href="#">ZEBRA EC50 Series Enterprise Mobile Computer</a> [pdf] Installation Guide EC50, EC55, EC50 Series Enterprise Mobile Computer, EC50 Series, Enterprise Mobile Computer, Mobile Computer, Computer

## References

- [Zebra Technologies | Visible. Connected. Optimized.](#)
- [Declarations of Conformity | Zebra Technologies](#)
- [Support and Downloads | Zebra](#)



-  [Product Warranty Information | Zebra](#)
-  [WEEE and EU Battery Directive FAQs | Zebra](#)
-  [Zebra Technologies | Visible. Connected. Optimized.](#)

Manuals+.