



ZEBRA EC50 Enterprise Mobile Computer User Manual

[Home](#) » [ZEBRA](#) » ZEBRA EC50 Enterprise Mobile Computer User Manual 

Contents

- [1 ZEBRA EC50 Enterprise Mobile Computer](#)
- [2 Technical Accessory Guides \(TAGs\)](#)
- [3 Direct to Device Charging](#)
- [4 Communication Cables](#)
- [5 Snap-On Accessories](#)
- [6 Vehicle Cradles and Holders](#)
- [7 Documents / Resources](#)



ZEBRA EC50 Enterprise Mobile Computer



Technical Accessory Guides (TAGs)

For Associates, Resellers, ISVs and Alliance Partners Global

Version: Active-Only



Will only show products that are known to be available for sale


Note: This document is only for general reference. Solutions Pathway and related PMBs should be used for product availability, pricing, and final solution selection.

Zebra does not endorse or specifically recommend any third-party products, accessories, or hardware. ZEBRA DISCLAIMS ANY AND ALL LIABILITY, INCLUDING ANY EXPRESS OR IMPLIED WARRANTIES, WHETHER ORAL OR FOR SUCH THIRD PARTY PRODUCTS, ACCESSORIES, OR HARDWARE THE CUSTOMER ACKNOWLEDGES THAT NO REPRESENTATION HAS BEEN MADE BY ZEBRA AS TO FITNESS OF THE THIRDPARTY PRODUCTS, ACCESSORIES, OR HARDWARE FOR CUSTOMER'S INTENDED PURPOSE.


Cradles and Charging


Single Device Cradles				
Part Number	Picture	Description	Notes	Required Items


<p>CRD-EC5X-1SCU-01</p>		<p>Single Slot USS/C Charging Kit</p> 	<ul style="list-style-type: none"> ▶ Will charge EC5X from 0-24% in around 15 min. and 0-90% in less than 2 hours. ▶ Supports USB 3.0 ▶ Compatible with EC5X units with hand strap, Rugged Boot or Trigger Handle attached. ▶ Includes cradle insert/s that requires removal when using a EC5X unit with the Rugged Boot or Trigger Handle attached. ▶ Connects to USB-C and pogo pin charge contacts on bottom of device. ▶ Kit includes Single Slot Cradle (CRD-EC5X-1 SCU-02), Power Supply (PWR BGA12V50 W0WW) and DC Line Cord (CBL-DC-388A 1-01) ▶ Does not use Zebra ShareCradle design. 	<ul style="list-style-type: none"> ▶ AC Line Cord (23844-00-00F or country-specific version) <p><u>for communication to PC</u></p> <ul style="list-style-type: none"> ▶ USB-C to USB-A cable (CBL TC5X-USBC2A-01)
-------------------------	---	---	--	---


<p>CRD-EC5X-1 SCU E-01</p>		<p>Single Slot USB/Ethernet/Charging Cradle Kit</p>	<ul style="list-style-type: none"> ▶ Will charge EC5X from 0-24% in around 15 min. and 0-90% in less than 2 hours. ▶ Supports USB 3.0 ▶ Compatible with EC5X units with than strap, Rugged Boot or Trigger Handle attached. ▶ Includes cradle insert/slim that requires removal when using a EC5X unit with the Rugged Boot or Trigger Handle attached. ▶ Connects to USB-C and pogo pin charge contacts on bottom of device. ▶ 10/100 Mbps Ethernet speed ▶ Kit includes Ethernet Cradle (CRD EC5X-1SCUE-02), Power Supply (PWR BGA12V50W0WW) and DC Line Cord (CBL-DC-388A 1-01). ▶ Does not use Zebra ShareCradle design. 	<p>d</p> <ul style="list-style-type: none"> ▶ AC Line Cord (23844-00-00F or country specific version) <p><u>for communication to PC</u></p> <ul style="list-style-type: none"> ▶ USB-C to USB-A cable (CBL TC5X-USBC2A-01)
--------------------------------	---	---	--	--


			<ul style="list-style-type: none"> ▶ An enhanced single-slot charging cradle allowing users to use the EC5X as a workstation or kiosk. ▶ Cradle includes the following additional ports: <ul style="list-style-type: none"> -HDMI - Ethernet - 4 USB ports for keyboard, mouse, and other supported USB devices. 	
--	--	--	--	--

<p>CRD-EC5X-1 SWS-01</p>		<p>Workstation Docking Cradle Kit</p>	<ul style="list-style-type: none"> ▶ Two USB ports are located on both sides of cradle. One port provides 1.5A current. <p>The remaining three provide .5A current.</p> <ul style="list-style-type: none"> ▶ Also includes Kensington port to secure the cradle to a desk location. Cradle can also be screwed down to desk/counter. ▶ Will charge EC5X from 0-24% in around 15 min. and 0-90 % in less than 2 hours. ▶ Compatible with EC5X units with hand strap, Rugged Boot or Trigger Handle attached. ▶ Includes cradle insert/shim that requires removal when using a ECSX unit with the Rugged Boot or Trigger Handle attached. ▶ Connects to USB-C and pogo pin charge contacts on bottom of device. ▶ Kit includes Docking Cradle (CRD-EC5X-1SWS-02), Power Supply (PWR- BGA12V50W0W) and DC Line Cord (CBL DC-388A1-01). 	<ul style="list-style-type: none"> ▶ AC Line Cord (23844-00-00F or country specific version)
<p>Multi-Device Cradles</p>				
Part Number	Picture	Description	Notes	Required Items


<p>CRD-ECSX-4S CO-01</p>		<p>4-Slot Charge-Only Cradle KIT</p>	<ul style="list-style-type: none"> ► Charges up to four EC5X units. ► Will charge EC5X from 0-24% in around 15 min. and 0-90% in less than 2 hours. ► Compatible with EC5X units with Hand strap, Rugged Boot or Trigger Handle (see limitations below) attached. ► Includes cradle insert/shim that requires removal when using a EC5X unit with the Rugged Boot or Trigger Handle attached. ► Connects to pogo pin charge contact ► ► on bottom of device. Handle attached Devices with Trigger must use far right cradle slot position. Trigger Handle must be removed to use other cradle slots. ► Kit includes Cradle (CRD-EC5X-4SCO 02), Power Supply (PWR-BGA12V108W0WW) and DC Line Cord (CBL-DC-381A1-01). ► Does not use Zebra ShareCradle design, but can be mounted on network rack bracket (BRKT-SCRD SMRK-01). 	<p>AC Line Cord(23844 F 00 00 or country specific version)</p>
--------------------------	--	--------------------------------------	---	--

<p>CRD-EC5X-4SCOL-01</p>		<p>4-Slot Charge-Only LOCKING Cradle KIT</p>	<ul style="list-style-type: none"> ► Cradle secures devices to prevent unauthorized removal. Unlocking of device from cradle is controlled by the device. Colored green LED light around cradle slot indicates when device is unlocked. ► Charges up to four EC5X units. ► Will charge EC5X from 0-24% in around 15 min. and 0-90% in less than 2 hours. ► Compatible with EC5X units with than strap, Rugged Boot or Trigger Handle <p>(see limitations below) attached.</p> <ul style="list-style-type: none"> ► Includes cradle insert /shim that requires removal when using a EC5X unit with the Rugged Boot or Trigger <p>Handle attached.</p> <ul style="list-style-type: none"> ► Connects to pogo pin charge contact on bottom of device. ► Devices with Trigger Handle attached must use to p two cradle positions. Can be inserted into two bottom row positions. ► Kit includes Locking Cradle (CRD EC5X-4SCOL-02), Power Supply (PWR BGA12V10SW0WW) and DC Line Cord (CBL-DC-381 A1-01). ► Does not use Zebra ShareCradle design. 	<p>d</p> <ul style="list-style-type: none"> ► AC Line Cord (23844-00-00F or country specific version)
--------------------------	--	--	--	--



<p>CRD-EC5X-SE5ET-01</p>		<p>5-Slot Ethernet/Charging ShareCradle KIT</p>	<ul style="list-style-type: none"> ▶ Allows network speeds up to 1 Gb ▶ Connects to USB-C connector and 2-pin charge contacts on bottom of EC5X. ▶ Will charge up to five EC5X units. ▶ Will charge EC5X from 0-24% in around 15 min. and 0-90% in less than 2 hours. ▶ Does not charge spare batteries ▶ Compatible with EC5X units with hand strap or Trigger Handle attached. ▶ Kit includes Ethernet Cradle (CRD EC5X-SE5ET-02), Power Supply (PWR-BGA12V10SW0WW) and DC Line Cord (CBL-DC-382A 1-01). ▶ Can be racked/ mounted in a standard 19 inch rack system via the mounting accessory (BRKT-SCRD SMRK-01). 	<ul style="list-style-type: none"> ▶ AC Line Cord(239 44 .00- 00F or count specific version) ry P
--------------------------	--	---	---	---

BRKT-SCRD-SMR K-01		5-Slot ShareCradle Mounting Bracket	<ul style="list-style-type: none"> ▶ Allows for rack and wall mounting of one 5-Slot Ethernet/Charging Share Cradle (CRD-EC5X-SE5E T-01) or up to two 4-Slot Charge-Only Cradles (CRD-EC5X-4SCO-01). ▶ Bracket can be mounted on standard 19" network rack or on a wall. ▶ Has cable routing slots and removable power supply tray that stores and conceals power supplies. ▶ Adjustable tabs & screw mounts for easy hanging / installation. ▶ See the Bluetooth-Generic <p>Accessories TAG for info on 3rd party Network Racks that can be used for mounting this bracket.</p>	
-----------------------	---	--	---	--

Direct to Device Charging

Part Number	Picture	Description	Notes	Required Items
CBL-TC5X-USBC2 A-01 or CBL-TC2Y-USBCg QA-01		USB-A to USB-C cable	<ul style="list-style-type: none"> ▶ USB-A to USB-C cable ▶ Attaches to USB-C port on bottom of EC5X ▶ Cable length is 1M (~3.25 ft.) ▶ CBL-TC2Y-USBCgoA-01 features <p>USB-A connector with a 90° bend allowing cable to be used in tighter locations. Cable length is about 1.1M (45").</p>	

Communication Cables


Part Number	Picture	Description	Notes	Required Items
CBL-TC5X-USBC2 A-01 or CBL-TC2Y-USBCg QA-01		USB-A to USB-C c able	<ul style="list-style-type: none"> ► USB-A to USB-C cable ► Attaches to USB-C port on bottom of EC5X or to Single Slot Communication Cradles. ► Cable length is 1M (~3.25 ft.) ► CBL-TC2 Y-USBCg QA-01 features USB-A connector with a go0 bend allowing cable to be used in tighter locations. Cable length is about 1.1M (45"). 	
3rd party		USB-A to USB-C c able	<ul style="list-style-type: none"> ► Attaches to USB-C port on bottom of EC5X or to Single Slot Communication Cradles. 	


Snap-On Accessories




Part Number	Picture	Description	Notes	Required Items
-------------	---------	-------------	-------	----------------

<p>TRG-EC5X-SNP1-01</p>		<p>Trigger Handle</p>	<ul style="list-style-type: none"> ► Uses electrical trigger via contacts on back side of EC5X. ► Trigger Handle accessory offers customers the option of using the product in a gun form factor, ideal for scan-intensive situations. ► Compatible with standard or extended capacity battery. ► NOT compatible with Rugged Boot or Hand Strap. Optional Wrist Strap (SG-PD40-WLD1 – 01) also available. ► Allows use of rear facing camera. 	<ul style="list-style-type: none"> ► EC5X must be ordered with ; pin or 8-pin 1/0 connector option.
<p>KIT-EC5X-HOLSTRI-01</p>		<p>Trigger Handle KIT</p>	<ul style="list-style-type: none"> ► Kit includes: <ul style="list-style-type: none"> – Trigger Handle (TRG-EC5X-SNP1-01) – Soft Holster (SG-EC5X-HLSTR1-01) 	<ul style="list-style-type: none"> ► EC5X must be ordered with ; pin or 8-pin 1/0 connector option.

<p>ADP-RFD40-EC5X-1E</p> <p>See RFD40 Accessories Document for additional Info</p>		<p>eConnex™ Adapter for RFD40</p> 	<ul style="list-style-type: none"> ▶ Allows EC50/EC55 to be mounted on top of RFD40 and communicate directly to the reader. ▶ Requires EC50/EC55 configuration with 8-Pin Connector Back 1/0 connector. ▶ Compatible with devices using Standard or Extended Capacity batteries. ▶ Adapter also allows both the RFD40 and EC50/EC55 to be docked as a pair in RFD40 series Single or Multi-Slot ShareCradles. Not compatible with EC5X cradles shown above in this document – see RFD40 TAG for cradles. 	
<p>ADP-RFD40-EC5X-1R</p> <p>See RFD40 Accessories Document for additional Info</p>		<p>Bluetooth Sled Adapter for RFD40</p> 	<ul style="list-style-type: none"> ▶ Allows EC5X series devices to be mounted on top of RFD40 and communicate via Bluetooth to the reader. ▶ Adapter also allows both the RFD40 and EC5X to be docked as a pair in RFD40 series Single or Multi-Slot ShareCradles. Not compatible with EC5X cradles shown above in this document – see RFD40 TAG for cradles ▶ Compatible with devices using Standard or Extended Capacity batteries. ▶ Requires Premium or Premium Plus version of RFD40 (supports Bluetooth communication) 	

Part Number	Picture	Description	Notes	Required Items
SG-EC5X-HLSTR1-01		Soft Holster	<ul style="list-style-type: none"> ▶ Vertical (portrait) orientation with Oper Bucket design to accommodate base EC5X, unit with optional Rugged Boot or optional Trigger Handle . ▶ Compatible with standard or extended capacity battery. .Strap on rear of holster allows adjustment for use with the accessory options mentioned above. leather material. ▶ Non rotating for maximum durability. ▶ Device should be inserted into holster with speaker up and display in to allow for PTT operations. 	

KIT-EC5X-CONBN DL-01		Protection KIT with Bonus Spare Battery	<ul style="list-style-type: none"> ▶ Kit includes: – Soft Holster (SG-EC5X-HLSTR1-01) – Screen Protector (SG-EC5X-SCRNPT1-01) – Spare Extended Capacity Battery (BTRY-EC5X-EX1-01) 	
----------------------	---	---	--	--

<p>SG-EC5X-BOOT1 - 01</p>		<p>Protective Boot</p>	<ul style="list-style-type: none"> ► Boot increases drop spec of device: <ul style="list-style-type: none"> – without boot: 4 ft. to ply wood over concrete (MIL-STD-81 0G) – with boot: 5 ft. to concrete over entire operating temperature ► Boot increases tumble spec of device <ul style="list-style-type: none"> – without boot: 300 .5 meter tumbles – with boot: 500 .5 meter tumbles ► Compatible with standard or extended capacity battery. 	
<p>RAM-GDS-SKIN-Z E16-NG</p> <p>(3rd party)-</p>		<p>RAM IntelliSkin® Next Gen Case/Boot</p> 	<ul style="list-style-type: none"> ► Protective sleeve features GDS® Technology™ and combines a hard plastic shell with soft, shock-absorbing rubber, with additional cutout for the scanner; designed specifically for Zebra EC50 & EC55 ► GOS® connector and docking contacts provide charging and data sync capabilities across the GOS® Ecosystem™ platform; Zebra ECSx devices follow 	<ul style="list-style-type: none"> ► Typically used with additional RAM GOS accessories (i.e. docking cradles, vehicle cradles, etc.)




<https://www.rammount.com>

w USB 3.1

charging specifications

► **Accommodates standard and extended**

battery packs as well as the Zebra hand strap (SG-ECSX-HSTRP1-01)

SG-EC5X-HSTRP1-01		Handstrap	<ul style="list-style-type: none"> ▶ Handstrap attaches to Rugged Boot and "towel bar" on device. ▶ Elastic and Velcro design. ▶ Compatible with standard or extended capacity battery. 	Rugged Boot (SG-EC5X-BOOT1-01)
SG-EC5X-TCLIP1-01		Coiled Tether	<ul style="list-style-type: none"> ▶ Tether attaches to "towel bar" on device and protects device from accidental drops/falls as well as preventing loss of device. 	
SG-PD40-WLD1-01		Wrist Strap for Trigger Handle	<ul style="list-style-type: none"> ▶ Attaches to bottom of Trigger Handle (TRG-EC5X-SNP1-01) 	

Vehicle Cradles and Holders

Powered Cradles and Holders (provides device charging and/or communication)				
Part Number	Picture	Description	Notes	Required Items

various SKUs (3rd party) •



<http://www.proclipusa.com/category/zebra>

ProClip Charging
Vehicle Cradle solutions



- ▶ Available in both hard-wired and cigarette lighter adapter cable

configurations.

- ▶ Versions available to support charger via USB-C connector or via

charging POGO pins on device.


- ▶ Versions available for devices with and without Rugged Boot installed.

- ▶ Durable cradle design for rugged enterprise use.


- ▶ Cradle provided 15 degree angle in any direction.

- ▶ Allows for portrait and landscape view.

- ▶ AMPS hole pattern for simple wall, pedestal or vehicle dashboard mounting.

various (3rd party)		RAM Vehicle Docks	<ul style="list-style-type: none"> ▶ Spring-loaded cradle allows easy one handed insertion and removal. ▶ Can be used with EC5X with standard or extended capacity battery and without Boot. Cradles versions also available for RAM IntelliSkin® EC5X Boot. ▶ Uses RAM GDS 5.5mm barrel jack connector for connection to power source. ▶ Compatible with RAM two-hole AMPS pattern diamond bases that will connect to Band C size ball mounts , 	<ul style="list-style-type: none"> ▶ For Charging: RAM Cigarette Charger (RAM P0 W-CIG-M55) OR RAM/GDS Modular Hardwire Charger (RAM-GDS-CHARGE-V? M55U) ▶ For Mounting: RAM 2-hole AMPS pattern diamondball mount (RAM-B-166U, RAM-B-238U or see RAM website for other options).
https://www.rammount.com			allowing for a wide variety of mounting options.	
Un-Powered Cradles and Holders (passive holders, no charging support)				
Part Number	Picture	Description	Notes	Required Items

<p>CRD-EC5X-VCH1-01</p>		<p>Vehicle Holder</p>	<ul style="list-style-type: none"> ► Holds EC5X in vehicle installations. ► Suction cup for easy installation and removal. ► USB-C port on bottom of device is accessible for charging. ► Does not support Trigger Handle or other snap-on accessories. ► Spring tension on holder provides compatibility for devices with or without Rugged Boot attached. 	
<p>KIT-EC5X-VEHBN DL-01</p>		<p>Vehicle KIT</p>	<ul style="list-style-type: none"> ► Kit includes: -Vehicle Holder (CRD-EC5X-VCH1-01) – Cigarette Lighter Adapter (CHG-AUTO-USB1-01) – USB-C Cable (CBL-TC5X-USBC2A-01) – Protective Boot (SG-EC5X-BOOT1-01) – Screen Protector (SG-EC5X-SCRNPT1-01) 	

<p>various SKUs (3rd party) •</p>		<p>ProClip Vehicle Holders</p>	<ul style="list-style-type: none"> ▶ Holds EC5X in vehicle installations. ▶ Versions available for devices with and without Rugged Boot installed. ▶ USB-C port on bottom of device is accessible for charging. ▶ Durable cradle design for rugged enterprise use. ▶ Cradle provided 15 degree angle in any direction. ▶ Allows for portrait and landscape view. ▶ AMPS hole pattern for simple wall, pedestal or vehicle dashboard mounting. 	
<p>http://www.proclipusa.com/category/zebra</p>				
<p>Misc</p>				
Part Number	Picture	Description	Notes	Required Items

SG-STYLUS-TCX-MTL-03
(pack of 3)



Fiber Tipped Stylus


- ▶ Black Passive Stylus with Zebra logo
- ▶ 5" length
- ▶ Heavy duty – made from stainless steel and brass. No plastic parts – real pen feel.
- ▶ Can be used in rain.
- ▶ Micro-Knit Hybrid Mesh Fiber Tip
- provides silent, smooth gliding use.
- ▶ Big improvement over rubber tipped or plastic tipped stylus.
- ▶ Compatible with all capacitive touch screen devices.
- ▶ Use of tether straps is not recommended with EC5X since there are no tether attachment points available.

Other Stylus





Rubber or Plastic Stylus

- ▶ Not supported – Stylus Mode is NOT supported on the EC5X.
- ▶ Hard Plastic/Rubber stylus such as SG-TCX-STYLUS-03 will not work.
- ▶ Fiber Tipped Stylus (SG-STYLUS-TCX MTL-03) will work – does not require Stylus Mode on device.

<p>SG-EC5X-SCRNP T1-01</p> <p>(single)</p>		<p>Screen Protector</p>	<ul style="list-style-type: none"> ► Tempered glass ► Includes one screen protector, alcohol wipe, cleaning cloth, and tools needed for screen protector installation. 	
--	---	-------------------------	--	--

HeadsetAudio Accessories

Wired Headsets and Audio Accessories

Part Number	Picture	Description	Notes	Required Items
<p>HDST-USBC-PTT1-01</p>		<p>PTT Headset (USB-C connector)</p> 	<ul style="list-style-type: none"> ► For Push-To-Talk (PTT) applications. ► Compatible with Zebra PTT Express and PTT Pro. ► Connects to USB-C port on EC5X. ► Rotating earpiece allows for right or left ear configuration. ► Provides PTT button, volume up/volume down buttons. ► Cable length is 32 in. (81 cm) ► mono with microphone ► includes clip for attaching PTT button to clothing. 	

--	--	--	--	--

ADP-USBC-35MM
1-01



USB-C to 3.5mm
Adapter Cable

- ▶ Allows headsets with 3.5mm jack to

be connected to the EC5 X.

- ▶ Adapter provides PTT button , volume

up/volume down buttons.

- ▶ Adapter cable length is about 2.5 ft.

(78 cm).

- ▶ Clip on rear of adapter allows cable to

be wrapped for length management.

- ▶ PTT button functionality tested with

the following headsets :

- HDST-35MM-PTVP-02

Both the PTT button on the headset and the adapter may be used.

Other headsets with a PTT button not listed above may not work properly and their PTT button will not be detected. This includes: HDST-35MM-PTT1-01 and HDST-25MM-PTVP-01. PTT


button on the adapter will need to be


used instead.



- ▶ Allows many Google compliant 3.5mm


“consumer” headphones to function as a PTT headset while still allowing the headphone’s “play/call/pause” button


to operate as normal.



<p>HDST-35MM-PTV P-02</p>		<p>PTT Headset (3.5 mm Locking jack)</p>	<ul style="list-style-type: none">▶ For Push-To-Talk (PTT) applications.▶ Compatible with Zebra PTT Express and PTT Pro.▶ Uses 3.5mm rugged jack that is keyed/collared for a locking failsafe connection. NOTE: EC5X does not support this locking connection.▶ Rotating earpiece allows for right or left ear configuration▶ Built-in cord wrap▶ mono with microphone▶ includes clip for attaching to clothing.▶ Either the PTT button on the headset or the PTT button on the required USB C to 3.5mm Adapter (ADP-USBC- 35MM1-01) can be used.▶ Improved resistance to cleaning and sanitizing products vs. HDST-35MM PTVP-01	<ul style="list-style-type: none">▶ USB-C to 3.5mm Adapter Cable (ADP- USBC-35MM1-01)
-------------------------------	--	--	---	---

<p>HDST-35MM-PTV P-01</p>		<p>PTT Headset (3.5 mm Locking jack)</p>	<ul style="list-style-type: none"> ▶ To be discontinued 8/2023, now use HDST-35MM-PTVP-02 – see PM B 11077. ▶ For Push-To-Talk (PTT) applications . ▶ Compatible with Zebra PTT Express and PTT Pro. ▶ Uses 3.5mm rugged jack that is keyed/collared for a locking failsafe connection. NOTE: EC5X does not support this locking connection. ▶ Rotating earpiece allows for right or left ear configuration ▶ Buill-in cord wrap ▶ mono with microphone ▶ includes clip for attaching PTT button to clothing. ▶ Either the PTT button on the headset or the PTT button on the required USB C to 3.5mm Adapter (ADP-USBC- 35MM1-01) can be used. 	<ul style="list-style-type: none"> ▶ USB-C to 3.5mm Adapter Cable (ADP- USBC-35MM1-01)
-------------------------------	--	--	--	---

SL+1W-3.5WA (3rd party)• https://workforceaudio.com		Workforce Audio Snaplock PTT Adapter Cable	<ul style="list-style-type: none"> ► For Push-To-Talk (PTT) applications. ► Compatible with Zebra PTT Express and PTT Pro. ► 3.5 mm jack ► Adapter cable provides Snaplock connector which accepts a variety of Workforce Audio's earpieces. ► includes clip for attaching PTT button to clothing. ► Built to handle the everyday inevitable 	<ul style="list-style-type: none"> ► USB-C to 3.5mm Adapter Cable (ADP-USBC-35MM1-01) ► Also requires purchase of earpiece for connecting to cable.
				► USB-C to 3.5mm Adapter
			drops	Cable (ADP-USBC-35MM1-01)
			► Dustproof, sprayproof and waterproof	► HS2100 to 3.5mm Standard
			► Ready for the freezer and outdoor subzero temperatures	Cable (CBL-HS2100-3MS1-01)
See HS2100-HS3100		HS2100 Rugged Wired	► Feather-light for extraordinary comfort	
Accessories Document		Headset	► Noise cancellation for a superior voice experience in the noisiest environments	
			► Detachable swivel boom minimizes costs.	See HS2100/HS3100
			► Swivelling boom mutes microphone allowing users to prevent voice pick	Accessories Document for


			<p>applications from recognizing non-voice pick conversations.</p> <ul style="list-style-type: none"> ▶ User-replaceable pads and windscreens maximize comfort and hygiene. ▶ Can be used as a PTT headset when used with the required USB-C to 3.5mm Adapter (ADP-USBC-35MM1-01). 	<p>additional headset</p> <p>accessories</p>
<p>VR12</p> <p>(3rd party)•</p> <p>http://www.blueparrott.com</p>		<p>BlueParrott VR12 Wired Noise Cancelling Headset</p>	<ul style="list-style-type: none"> ▶ Audio accuracy for voice picking and other speech recognition applications. ▶ High quality durability stands up to all day, everyday use. ▶ Lightweight design is easy and comfortable to wear all day. ▶ Compatible with most major wearable computers and devices used in voice picking environments. ▶ G type (GN Netcom) Quick Disconnect. ▶ Convertible design gives choice of over-the-head and behind-the-neck 	<ul style="list-style-type: none"> ▶ USB-C to 3.5mm Adapter Cable (ADP-USBC-35MM1-01) ▶ RCH50/RCH51 Quick Disconnect Headset Adapter Cable (ADP-35M-QDC BL1-01)
			wearing styles	


3rd party·		USB-C Headsets	<ul style="list-style-type: none"> ► Headset connects via the bottom USB-C connector on device. ► Must be Google certified USB-C headset. 	
------------	---	----------------	---	--

CBL-HS2100-3MS1-01		HS2100 Headset Standard Cable (3.5 mm jack)	<ul style="list-style-type: none"> ► 3.5mm barrel jack connector ► For use with EC5X, TC20, TC21f, TC26, TC5X, TC?X, TCBX, or other devices using a 3.5 mm barrel jack audio connector ► Cable is 43" (1.1 M) long ► Rugged cable with rugged connector, that are keyed/collared for a locking failsafe connection. NOTE: EC5X does not support this locking connection. ► Includes one clothing clip. Additional clips can be purchased separately. 	<ul style="list-style-type: none"> ► USB-C to 3.5 mm Adapter Cable (ADP-USBC-35MM1_01)
ADP-35M-QDCBL1-01		RCH50/RCH51 Quick Disconnect Headset Adapter Cable	<ul style="list-style-type: none"> ► Connects RCH50/RCH51 headset (or headsets with Quick-Disconnect connector) to devices with 3-pole 3.5mm barrel jack connector. ► Cable features a rugged keyed/collared jack for a locking failsafe connection. NOTE: EC5X does not support this locking connection. 	<ul style="list-style-type: none"> ► USB-C to 3.5mm Adapter Cable (ADP-USBC-35MM1-01)

Bluetooth Headsets and Audio Accessories

NOTE: Bluetooth headsets with PTT function not supported by Zebra PTT Express application. Check Zebra WFC Central Client app Release Notes to verify compatibility.

Part Number	Picture	Description	Notes	Required Items
See HS2100-HS3100 Accessories Document		HS3100 Rugged Bluetooth Headset for VDP applications	<ul style="list-style-type: none"> ▶ HD Voice, also known as Wide Band Audio, brings incredible audio clarity ▶ Built to handle the everyday inevitable drops ▶ Dustproof, sprayproof and waterproof ▶ Resists the freezing and outdoor subzero temperatures ▶ Feather-light for extraordinary comfort ▶ Noise cancellation tuned for VDP (voice directed picking) applications. ▶ Not designed for the aggressive noise cancellation required for VoIP or voice calls. Headset's sensitivity level is not tuned to satisfy VoIP or voice standards and will result with audio being quieter at the far end and delivering more noise. ▶ Swap batteries on the fly – without losing the Bluetooth connection ▶ Split-second tap-to-pair simplicity using NFC. 	See HS2100/HS3100 Accessories Document for headset accessories

			<p>► Detachable swivel tx: om minimizes costs.</p> <p>► Swivelling boom mutes microphone allowing user to prevent voice pick applications from recording non voice pick conversations.</p> <p>► User replaceable pads and windscreens maximize comfort and hygiene</p> <p>► 15 hours of battery power</p>	
various Bluetooth models			<p>► Various Bluetooth models available with options that include:</p>	
8550-XT			– Blocking out 96% of background noise	
8350-XT C400-XT			– Over 24 hours of talk time	
C300-XT		BlueParrott Bluetooth Headsets	– NFC Tap to Pair capable	
(3rd party) •			– Bluetooth wireless range capable up to 300 ft.	
http://www.blueparrott.com			– Convertible wearing options: over the head, behind the neck.	
			See BlueParrot site for model specific options.	

APTT1

(3rd party) •

[https:// www.aina-
wireless.com/](https://www.aina-wireless.com/)



Aina Push-To-Talk (PTT) Bluetooth Voice Responder Remote Speaker/Mic (RSM)

► Bluetooth speaker-microphone

designed to work with different walkie talkie style Push-to-Talk applications, including Zebra PTT Pro (check with Zebra PTT Pro engineering team for

current device /OS support).

► Includes clip for attaching device to

clothing for lapel speaker/mic usage.

► Features several buttons which the

application developers can assign to

different functions .

► Users can remotely control functions

such as push-to-talk, phone calls, channel switching and emergency

alerts.

► Device is ruggedized, MIL-STD 810G and IP67.

► Long lasting battery designed for 24




hour approx battery life. Can be


recharged via micro-USB port.

► Includes 3.5mm headset jack allowing

headphones to be connected for keeping conversations more private.

► Can be easily paired to mobile computer using NFC tap-to-pair .



<p>BTR-155</p> <p>(3rd party)•</p> <p>https://www.savoxaccessories.com</p>	  	<p>Savox BTR-155 Bluetooth Remote Speaker/Mic (RSM)</p>	<ul style="list-style-type: none"> ▶ Bluetooth speaker-microphone designed to work with different walkie talkie style Push-to-Talk applications, including Zebra PTT Pro (check with Zebra PTT Pro engineering team for current device /OS support). ▶ Includes clip for attaching device to clothing for lapel speaker/mic usage. ▶ Rugged wireless speaker microphone <p>IP55.</p> <ul style="list-style-type: none"> ▶ Allows cable-free movement ▶ Familiar speaker microphone functions; PTT and volume buttons ▶ Includes 2.5mm headset jack allowing headphones to be connected for keeping conversations more private. ▶ LED status indication ▶ High speaker volume ▶ Includes: <ul style="list-style-type: none"> -Savox RSM – Modular Wired earpiece – Wall Charger – USB Cable – Quick Start Guide – Carrying Strap 	
---	---	---	---	--

various (3rd party) · http://stonemountainltd.com		Stone Mountain Bluetooth Remote Speaker Mic (RSM)	<ul style="list-style-type: none"> ▶ Bluetooth speaker-microphone designed to work with different walkie talkie style Push-to-Talk applications, including Zebra PTT Pro (check with Zebra PTT Pro engineering team for current device /OS support). ▶ Device is ruggedized, MIL-STD 810G and IP68. 	
--	---	---	---	--

Power Cords/Power Supplies


AC Cords and Power Supplies


Part Number	Picture	Description	Notes	Required Items
-------------	---------	-------------	-------	----------------

CBL-DC-388A1-01		DC Power Cord	<ul style="list-style-type: none"> ▶ Used to power Single Slot Cradles and 4-Slot Battery Chargers when using Level VI Efficiency power supply (PWR-BGA 12V50W0WW) ▶ Cable length is 1.8 meters ▶ NOTE: All EC5X Single Slot Cradles include this cable. 	
PWR-BGA 12V50W0WW		Power Supply	<ul style="list-style-type: none"> ▶ Replaces PWRS-14000-148R ▶ Used to power Single Slot Cradle and 4-Slot Battery Charger ▶ 100-240 VAC, 12VDC, 3.33A ▶ ▶ Level VI Efficiency rated NOTE: All EC5X Single Slot Cradles include this power supply. 	<ul style="list-style-type: none"> ▶ DC Power Cord (CBL-DC- ▶ A 1_01) 388 AC Line Cord(2384-400-00F or country specific version)


KIT-PWR-12V50W		Power Supply Kit	<p>► Includes Power Supply (PWR- BGA12V50W0W W) and DC Line Cord (C BL-DC-388A 1-01)</p>	<p>► AC Line Cord (2 3844-00-00F or country specific version)</p>
CBL-DC-381A1-01		DC Power Cord	<p>► Used to power 4-Slot Cradles when using Level VI Efficiency power supply (PWR-BGA 12V108W0W W).</p> <p>► NOTE: EC5X 4-Slot Cradle KITS include this cable.</p> <p>► This cable does not include the black extension release latch which is not required when used on Multi-Slot Cradles.</p>	
CBL-DC-382A 1-01		DC Power Cord	<p>► Used to power 4-Slot Cradles when using Level VI Efficiency power supply (PWR-BGA 12V108W0W W).</p> <p>► NOTE: EC5X 5-Slot Ethernet ShareCradle KIT includes this cable.</p> <p>► Cable has black extension tab for releasing the cable from the back of the cradle. This isn't required when using Multi-Slot Cradles.</p>	

PWR-BGA 12V108W0WW		Power Supply	<ul style="list-style-type: none"> ► Replaces PWRS-14000-241R ► Used to power 4-Slot and 5-Slot Cradles ► 9A, 108W ► Level VI Efficiency rated 	<ul style="list-style-type: none"> ► DC Line Cord (CBL-DC- 381A1-01 or CBL-DC-382A1-01) ► AC Line Cord (23844-00-00F or country specific version)
23844-00-00R		AC Line Cord	<ul style="list-style-type: none"> ► Used to power Cradles. ► This AC Line Cord is for use in North America. See the AC Line Cords by Country TAG for comparable line cords to use in other countries. 	

PWR-WUA5V12W 0US (US plug style) PWR-WUA5V12W 0GB (UK plug style) PWR-WUA5V12W 0EU (EU plug style) PWR-WUA5V12W 0AU (Australia plug style) PWR-WUA5V12W 0CN (China plug style) PWR-WUA5V12W 0IN (India plug style) PWR-WUA5V12W0KR (Korea plug style) PWR-WUA5V12W0BR (Brazil plug style) PWR-WUA5V12W0LA (Argentina/Chile/Mexico plug styles)		USS Power Supply	<ul style="list-style-type: none"> ► Used with USB-A to USB-C cable ► Provides 2.5A current for fast charging ► 100-240 VAC, 5 V, 2.5 A 	
--	---	------------------	--	--

In-Vehicle Power Supplies				
Part Number	Picture	Description	Notes	Required Items
CHG-AUTO-USB1-01 CHG-AUTO-USB1-BR (for Brazil)		USB Cigarette Lighter Adapter	<ul style="list-style-type: none"> ► Used with USB-C Cable ► Includes two USB A ports providing higher current (2.5A) for faster charging 	

Batteries				
Part Number	Picture	Description	Notes	Required Items
BTRY-EC5X-ST1-0 1 BTRY-EC5 X-ST 1-BR (for use in Brazil) BTRY-EC5X-ST1 -I N (for use in India)		Replacement Batt ery, Standard Cap ac 	 ▶ 3 060 mAh ▶ PowerPrecision enable d	Battery Door for Sta ndard Capacity Batt ery (KT-EC5X STD BTYD1 -01), if conv erting from device with Extended Cap acity Battery
BTRY-EC5X-EX1-0 1 BTRY-EC5X-EX1 -BR (for use in Brazil) BTRY-EC5X-EX1-I N (for use in India)		Replacement Exte nded Capacity Batt ery 	 ▶ 4180 mAh ▶ PowerPrecision enable d	Battery Door for Ext ended Capacity Bat tery (KT-EC5X EXB TYD1-01), if conve rting from device wit h Standard Capacit y Battery
KT-EC5X-STDBTY D1-01		Battery Door for St andard Capacity B attery	▶ Door is required when using Standard Capacity Battery (BTRY-EC5X-ST1 -01) ▶ Typically ord ered as a replacement cover or when converting from Extended Capacity Battery to Standard Capa city Battery.	

KT-EC5X-EXBTYD 1-01		Battery Door for Extended Capacity Battery	<ul style="list-style-type: none"> ► Door is required when using Extended Capacity Battery (BTRY-EC5X-EX1-01) ► Typically ordered as a replacement cover or when converting from Standard Capacity Battery to Extended Capacity Battery. 	
------------------------	---	--	--	--


EMC ProOut Line- ECSXTAG

Zebra Confidential. For the recipient's internal use only

Document Update date: 6/26/23

NOTE: Items highlighted in grey may not be orderable/available

Documents / Resources

	<p>ZEBRA EC50 Enterprise Mobile Computer [pdf] User Manual</p> <p>EC50, EC55, EC50 Enterprise Mobile Computer, EC50, Enterprise Mobile Computer, Mobile Computer, Computer</p>
---	--

[Manuals+](#).