



ZALMAN T6 ATX MID TOWER Computer Case User Manual

[Home](#) » [ZALMAN](#) » ZALMAN T6 ATX MID TOWER Computer Case User Manual

ZALMAN T6 ATX MID TOWER Computer Case User Manual



Contents [[hide](#)]

- [1 Precautions](#)
- [2 Specification](#)
- [3 Dimension](#)
- [4 Accessories](#)
- [5 I/O Ports](#)
- [6 Dismantling the side panels](#)
- [7 Mounting the motherboard](#)
 - [7.1 Motherboard stand-of Vis SSD / MB Motherboard size](#)
- [8 Mounting the PCI-E \(VGA\) Card](#)
- [9 Mounting the power supply](#)
- [10 Mounting the 3.5" hard drive](#)
- [11 Mounting the 2.5" SSD](#)
- [12 Montage "ODD"](#)
- [13 Mounting the front fan](#)
- [14 Mounting the side fan](#)
- [15 Connection the Cable](#)
- [16 Documents / Resources](#)
 - [16.1 References](#)
- [17 Related Posts](#)

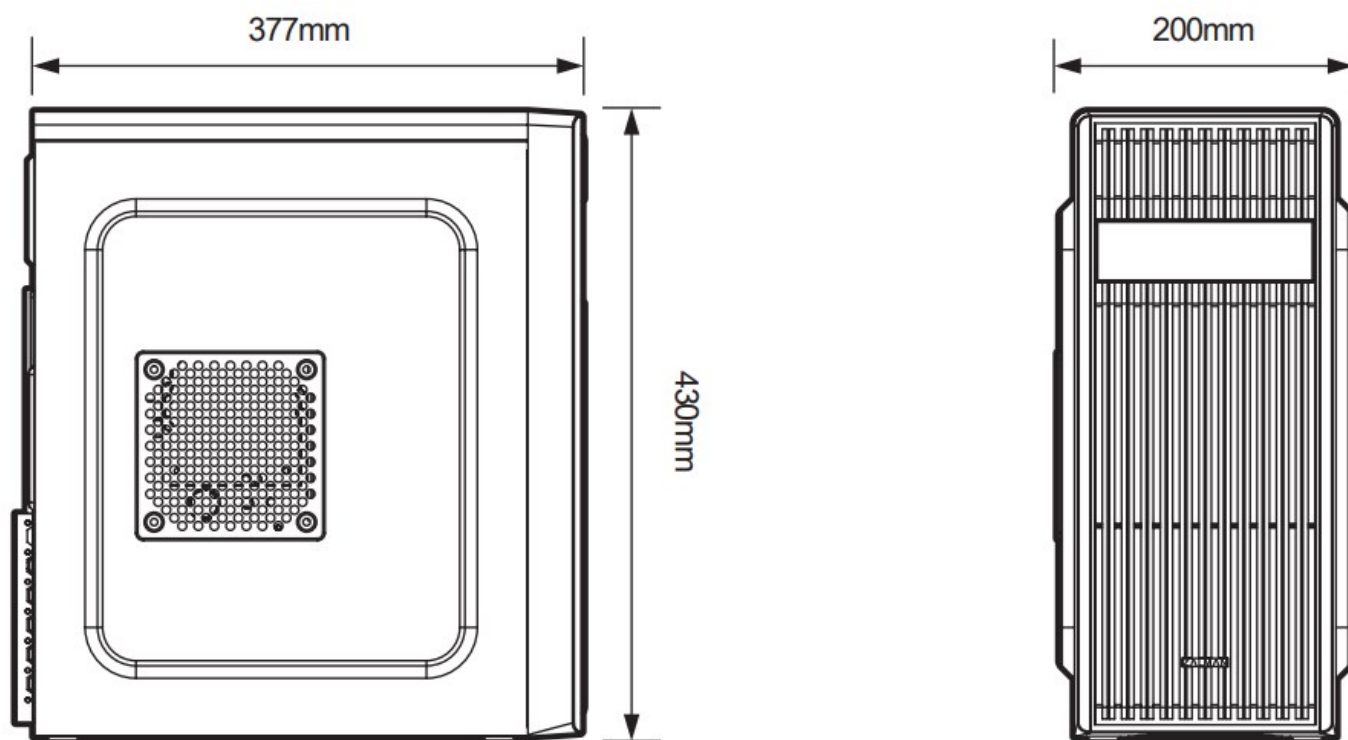
Precautions

- Read this manual carefully before installing.
- Check the product and components before installing. If you find any abnormality, contact the location where you purchased the product for a replacement or refund.
- Wear gloves to prevent accidents when installing the product.
- Severe damage may occur when mounting the system, so do not apply excessive force.
- Connecting the cable incorrectly may cause a fire due to a short circuit. Make sure to refer to the manual when connecting the cable.
- Be careful not to block the ventilation hole of the product when using the system.
- Avoid locations with direct sunlight, water, moisture, oil, and excessive dust. Store and use the product in a well-ventilated location.
- Do not wipe the surface of the product using chemicals. (organic solvents such as alcohol or acetone)
- Do not insert your hand or other object into the product during operation, as this may injure your hand or damage the object.
- Store and use the product out of children's reach.
- Our company assumes no responsibility for any problem that occurs due to the use of the product for purposes other than its designated purposes and/or the carelessness of the consumer.
- The exterior design and specifications of the product are subject to change without prior notice to consumers for quality improvement.

Specification


Model		T6
Case Form Factor		ATX Mid Tower
Dimensions		377(D) x 200(W) x 430(H) mm
Weight		2.82 kg
Case Materials		Steel, Plastic
Motherboard Support		ATX / mATX / Mini-ITX
Maximum VGA Length		280mm (But, 260mm or less when front HDD is installed)
Maximum CPU Cooler Height		165mm (But, 140mm or less when Side fan is installed)
Maximum PSU Length		160mm
PCI Expansion Slots		7
Case Drive Bays		2 x 3.5", 2 x 2.5", 1 x 5.25"
Fans Mount Locations	Front	2 x 120mm
	Rear	1 x 120mm
	Side	1 x 120mm
Fan Included	Rear	1 x 120mm
I/O Ports		1 x Headphone, 1 x Mic, 2 x USB 2.0, 1 x USB 3.0

Dimension




Accessories

- Manuel



- slot cover

PCI x 2




- cable tie

x 5



- Lid in USB rubber
x 3



- Media Rubber Cover
x 2



- Hard drive screws
x 8



- See SSD / MB
x 22



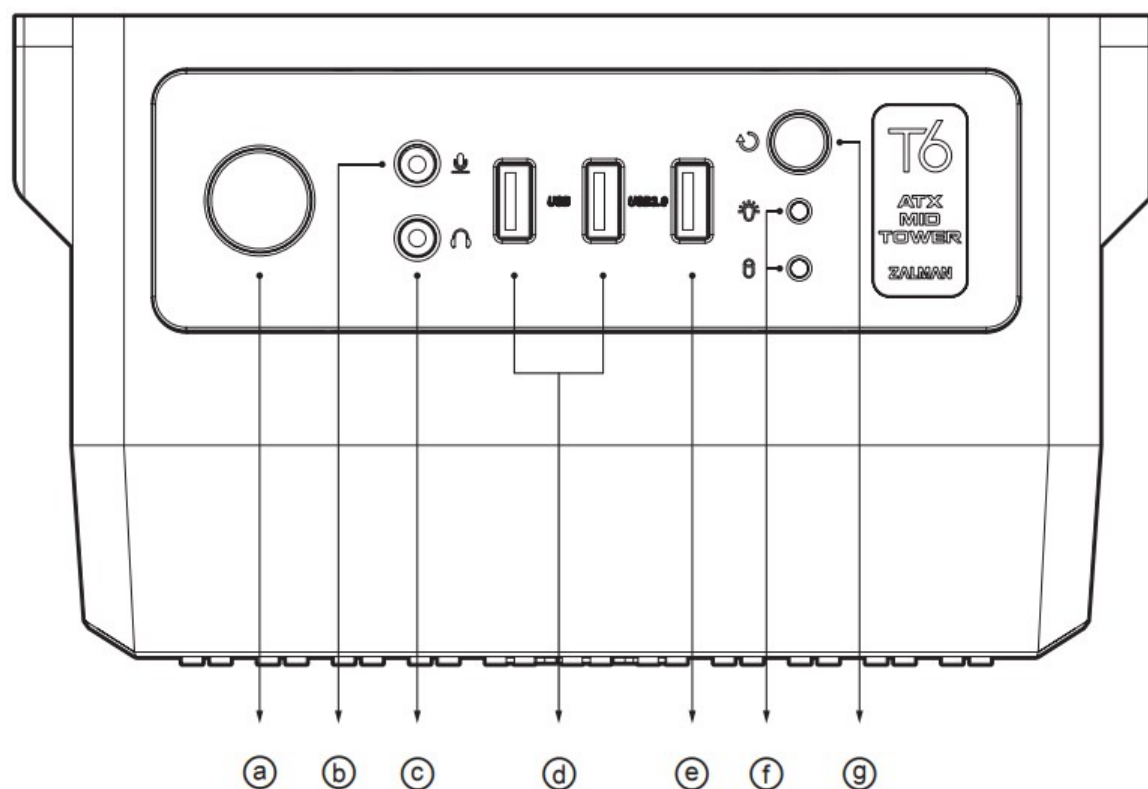
- Vis PSU / VGA
x 8



- Motherboard stand-off x 6

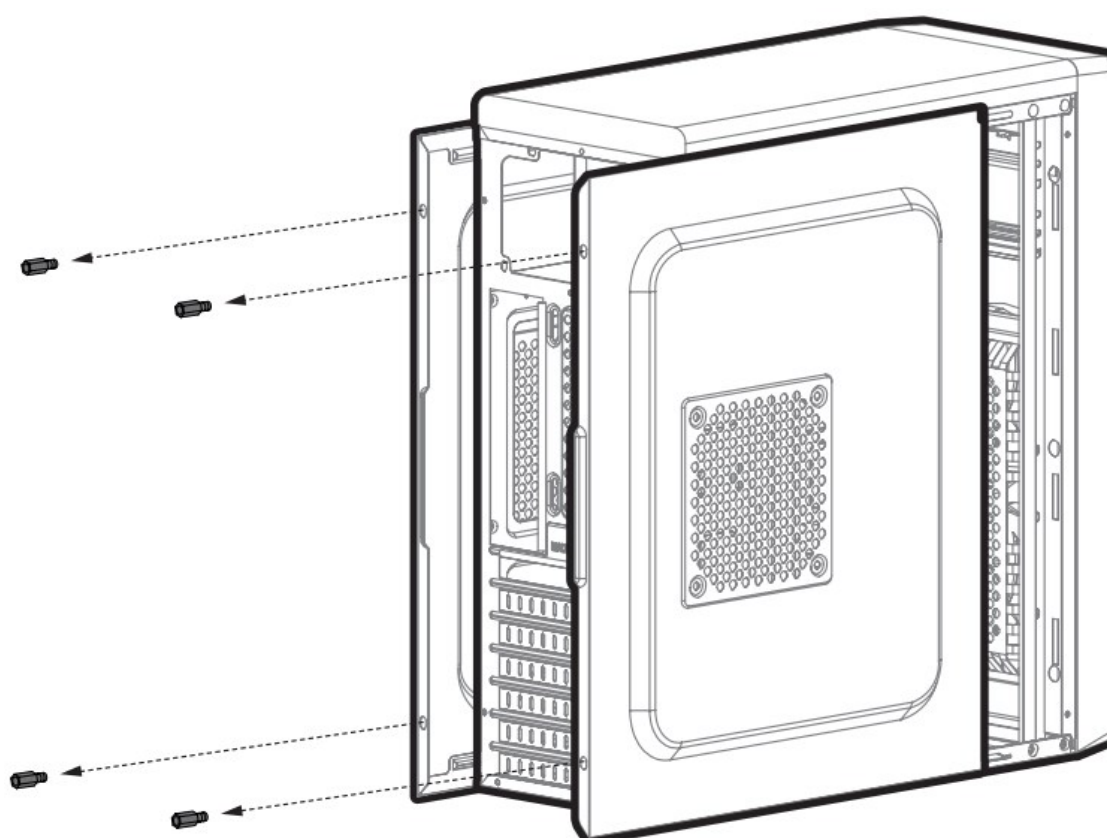


I/O Ports



#	Part	#	Part	#	Part	#	Part
	Power button		Microphone jack		Headphone jack		USB 2.0 Ports
⑥	USB 3.0 Port		HDD / Power LED	⑨	Reset button		

Dismantling the side panels



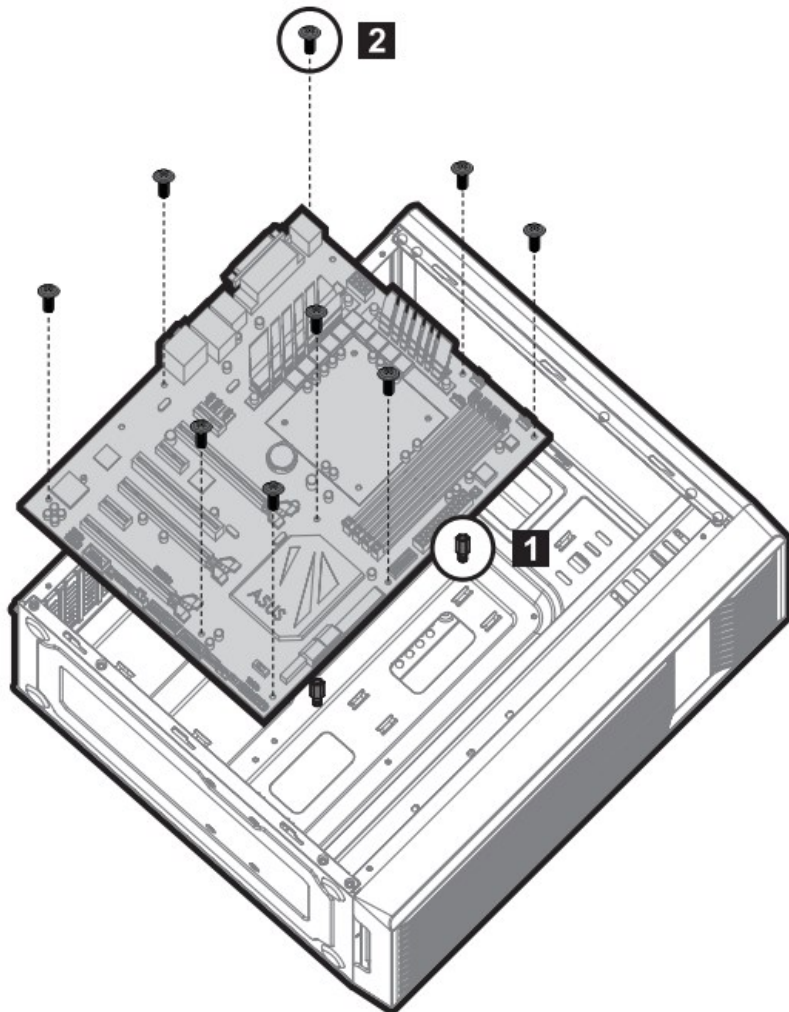
Mounting the motherboard



Motherboard stand-of

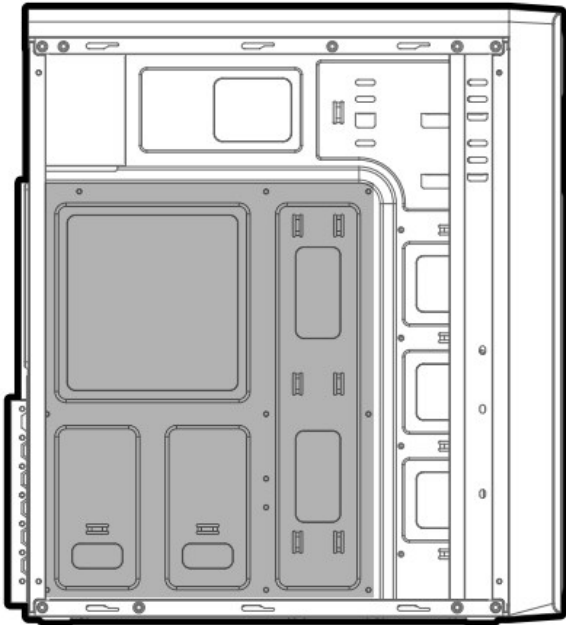


Vis SSD / MB

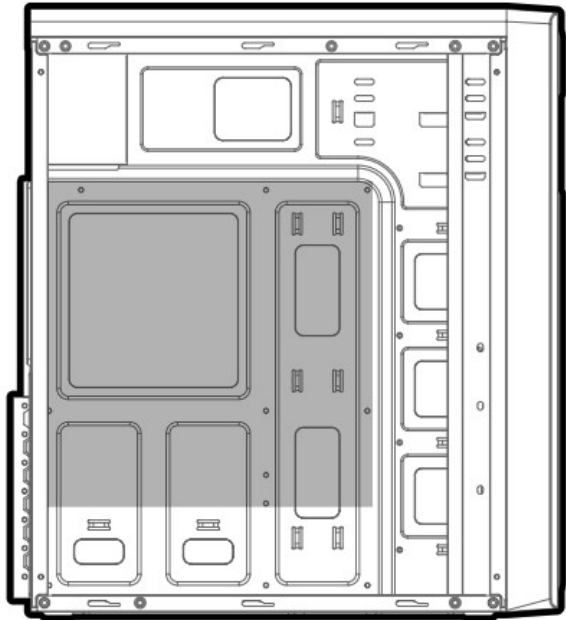


Motherboard size

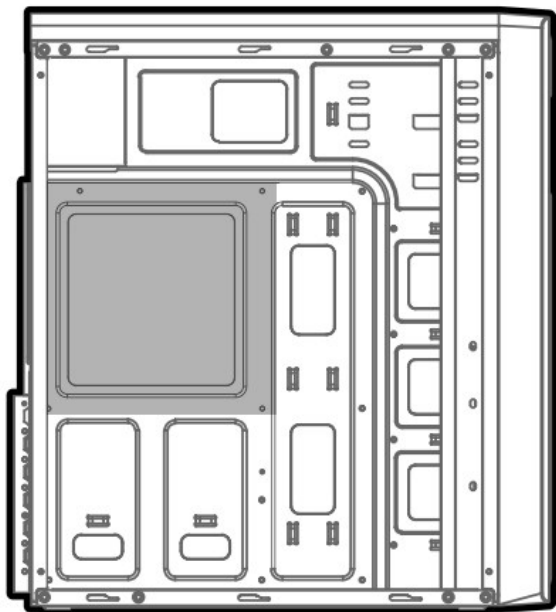
1. ATX



2. mATX



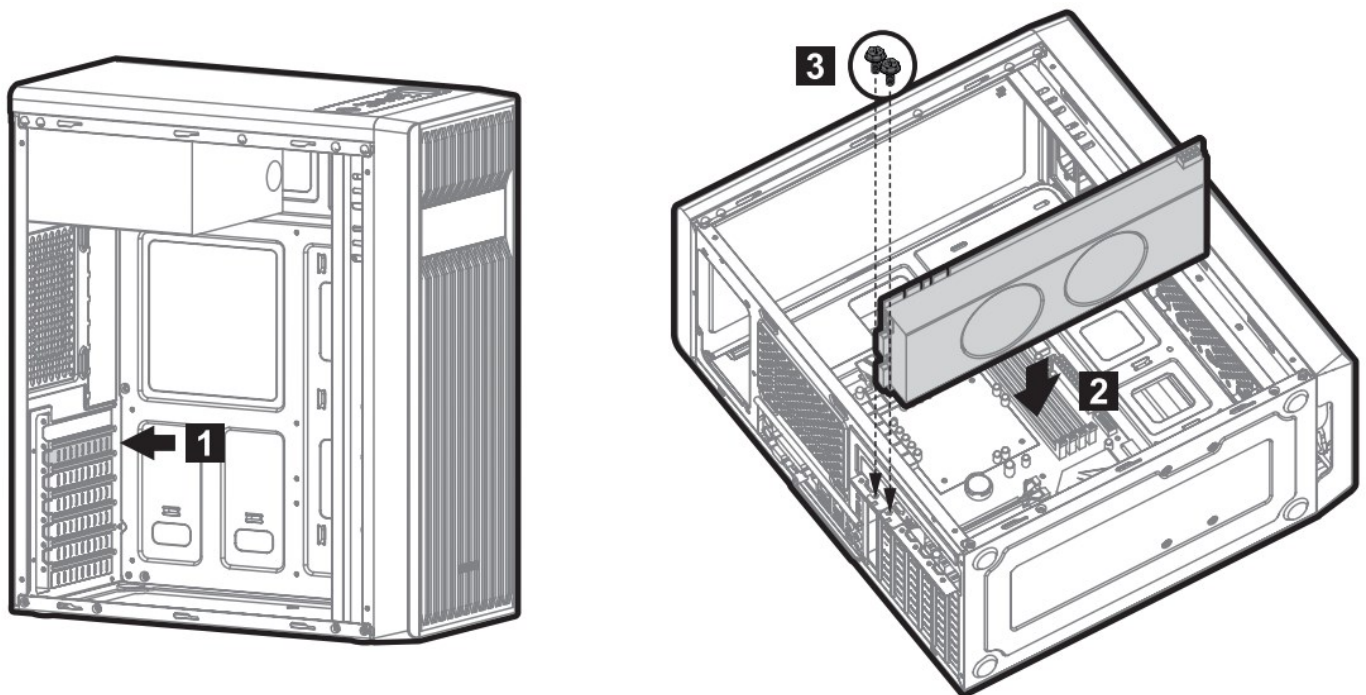
3. Mini-ITX



Mounting the PCI-E (VGA) Card



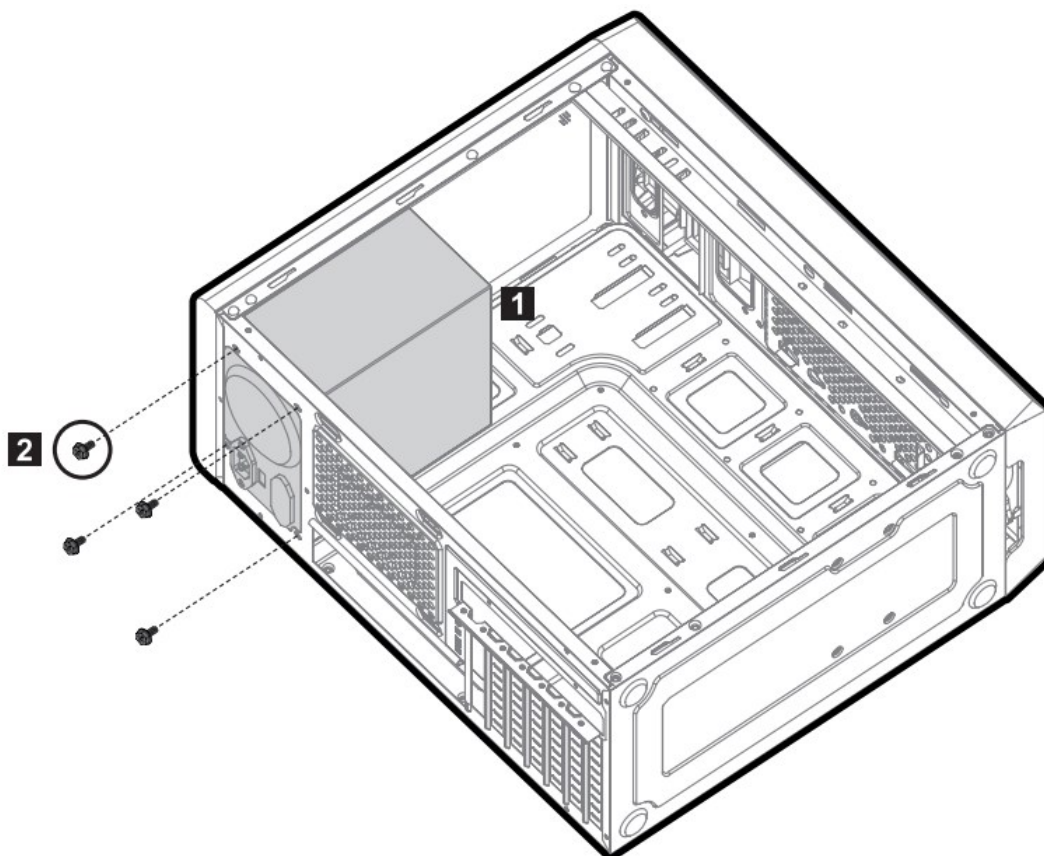
Vis PSU / VGA



Mounting the power supply



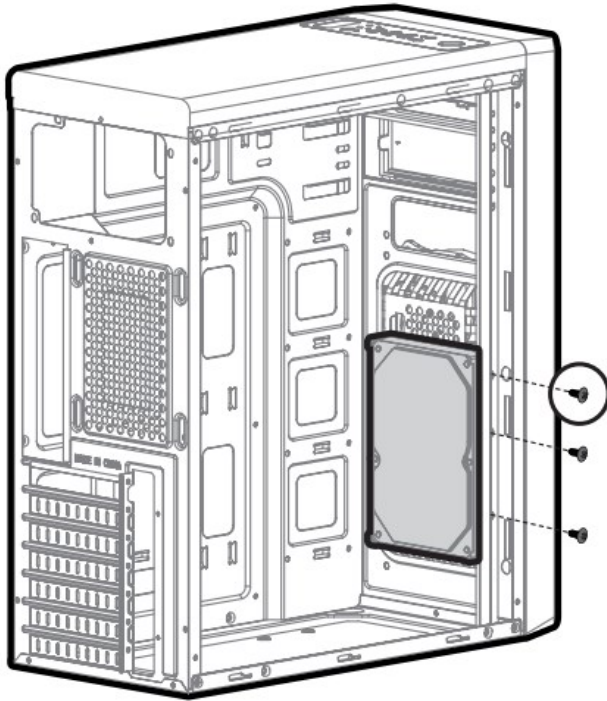
Vis PSU / VGA




Mounting the 3.5" hard drive



hard drive screws



A



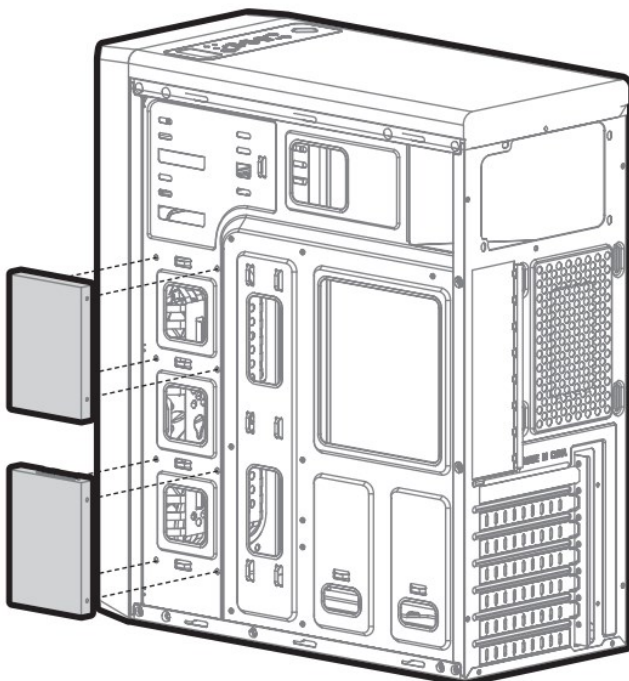
B

Mounting the 2.5" SSD

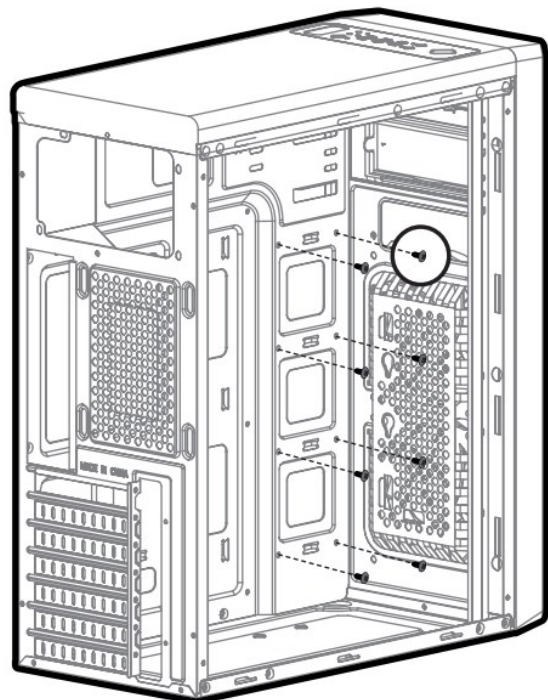


See SSD / MB

1




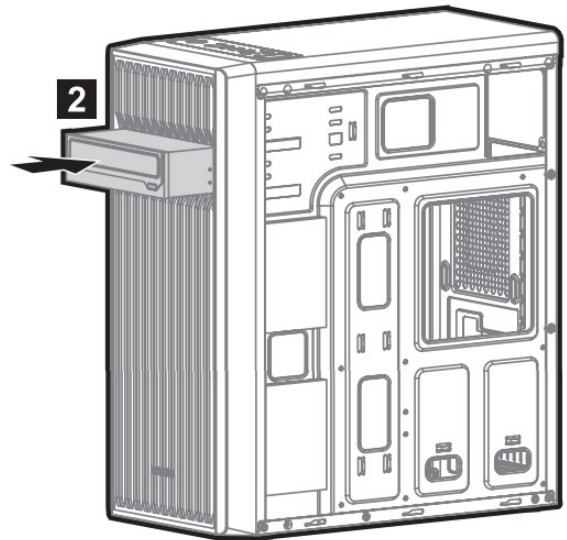
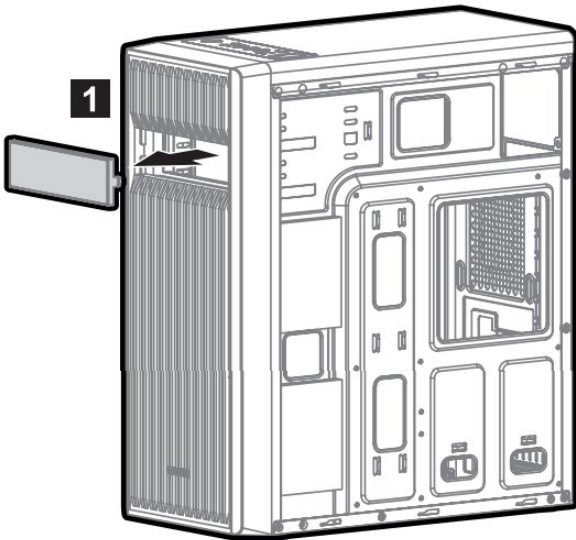
2



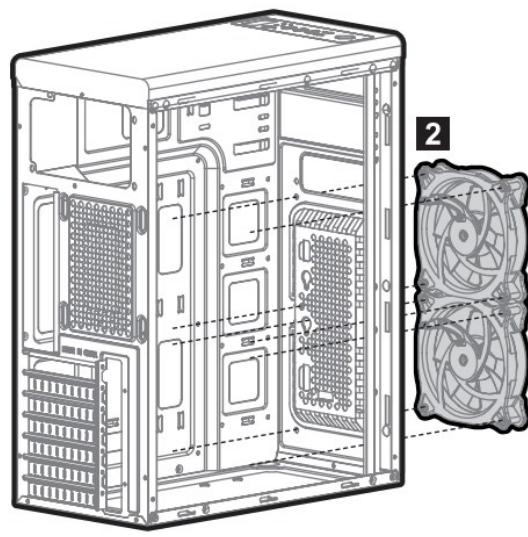
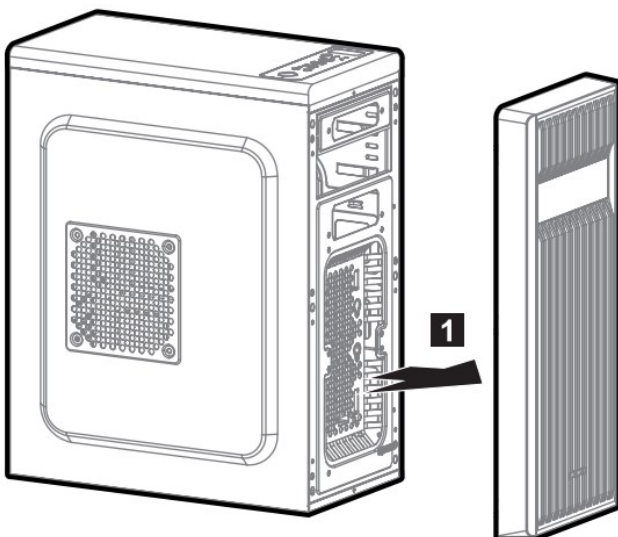
Montage "ODD"



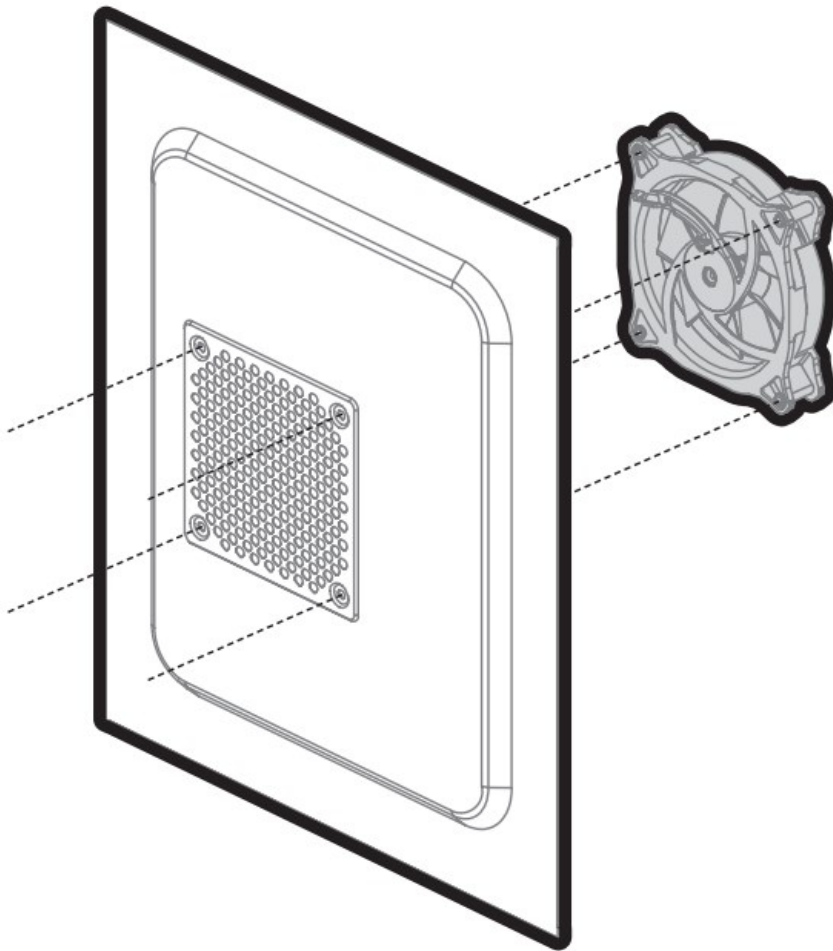
See SSD



Mounting the front fan



Mounting the side fan



Connection the Cable

- HDD LED



- Reset



- Power LED



- Power



- HD Audio



- USB 3.0



- USB 2.0



Documents / Resources

	<p>ZALMAN T6 ATX MID TOWER Computer Case [pdf] User Manual</p> <p>T6 ATX MID TOWER Computer Case, T6, ATX MID TOWER Computer Case, T6 MID TOWER Computer Case, MID TOWER Computer Case, ATX TOWER Computer Case, TOWER Computer Case, Computer Case, Case</p>
	<p>ZALMAN T6 ATX Mid Tower Computer Case [pdf] User Manual</p> <p>T6, ATX Mid Tower Computer Case, T6 ATX Mid Tower Computer Case, Mid Tower Computer Case, Tower Computer Case, Computer Case</p>
	<p>ZALMAN T6 ATX MID Tower Computer Case [pdf] User Manual</p> <p>T6 ATX MID Tower Computer Case, T6, ATX MID Tower Computer Case, Tower Computer Case, ATX Computer Case, MID Computer Case, Computer Case, Case</p>

References

- zalman.com
- [ANDPRO.RU](https://andpro.ru) - интернет магазин компьютерной и офисной техники с выгодными ценами и доставкой