



zafferano ofelia Portable LED Table Lamp Instruction Manual

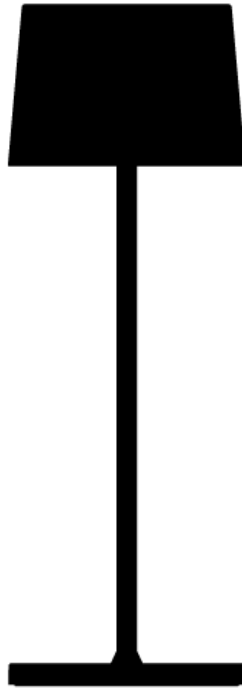
[Home](#) » [zafferano](#) » zafferano ofelia Portable LED Table Lamp Instruction Manual 

Contents

- 1 [zafferano ofelia Portable LED Table Lamp](#)
- 2 [Product Information](#)
- 3 [Product Usage Instructions:](#)
- 4 [Rechargeable table lamp](#)
- 5 [Tips for use](#)
- 6 [Technical data of the lamp:](#)
- 7 [Battery charger technical data](#)
- 8 [INSTRUCTIONS FOR USE](#)
- 9 [INCLUDEN AND NOT INCLUDED](#)
- 10 [ACCESSORIES](#)
- 10 [LEGEND](#)
- 11 [Documents / Resources](#)
 - 11.1 [References](#)
- 12 [Related Posts](#)

zafferano

zafferano ofelia Portable LED Table Lamp



Product Information

The Ofelia Rechargeable Table Lamp is available in the following colors:

- LD0870B3 – White
- LD0870G3 – Sage
- LD0870S3 – Sand
- LD0870N3 – Dark Gray
- LD0870R3 – Corten

The lamp comes with the following included accessories:

- Single contact charging base

The following accessories are not included:

- LD0870RP – Multi-contact charging base (maximum 6 pieces)
- LD0340RA – USB multi-socket charger (8xUSB)
- BAT04703706701900 – Replacement battery pack

This product contains a light source in class E.

Technical data for the battery charger:

- Charging base: INPUT/OUTPUT 5Vdc – 1A; USB cable 1.2m
- Charger: INPUT AC100-240V 50/60Hz; OUTPUT 5Vdc-1A

The lamp can also function properly when connected to the charging base. It is recommended to use the original

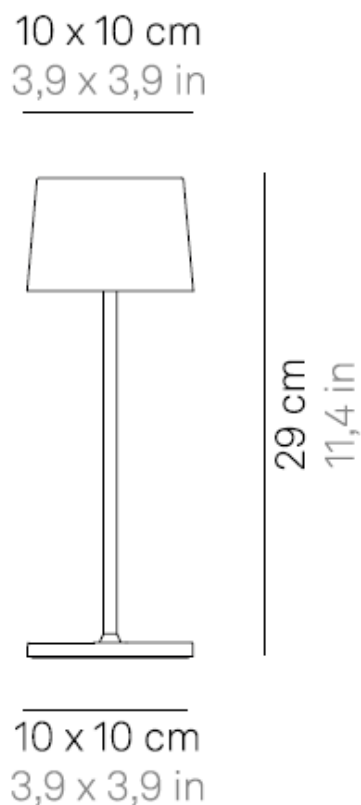
charger and charging base. Alternatively, a certified charger with a maximum of 1A can be used.

Product Usage Instructions:

To turn on/off or dim the device, use quick touches:

- To turn on the device, quickly touch it.
- To turn off the device, quickly touch it again.

Rechargeable table lamp



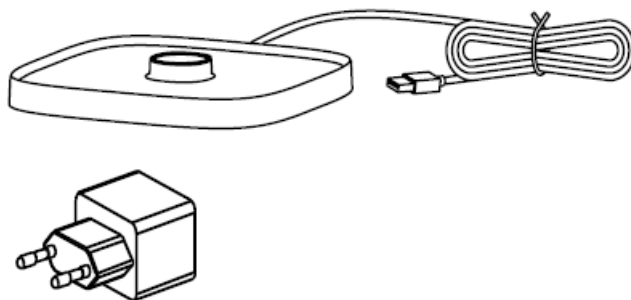
LD0870B3 white
LD0870G3 sage green
LD0870S3 sand
LD0870N3 dark grey
LD0870R3 rust

LED DIMMER

2,2W LED • 237-240-250 lm • 2200-2700-3000K IP65 • 100-240V • 50-60Hz CRI>80 • 5Vdc max 1A 10 x 10 x h 29 cm / 3,9 x 3,9 x h 11,4 in

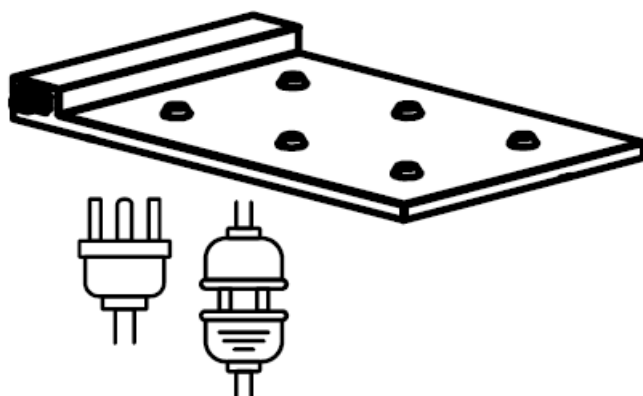
INCLUDED

- Single-contact charging station




NOT INCLUDED

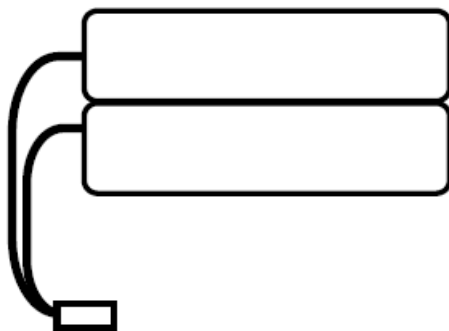
- LD0870RP
Multi-contact
charging base (max. 6 pc)



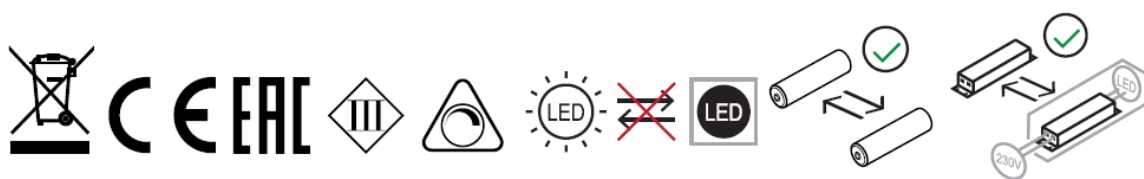
- LD0340RA
Multi-socket
USB charger (8xUSB)



- BAT04703706701900
Replacement battery pack



This product contains a class E light source



Tips for use

This product is exclusively for lighting purposes and:

- It must not be exposed to heavy mechanical loads or contamination;
- It can be installed and used only after checking the state of the product; check that it is not dirty and has not been damaged during storage;
- Installation and maintenance must be carried out when the appliance is switched off;
- Any alterations to the product, any tampering and any failure to comply with the instructions provided may make the appliance hazardous;
- When fully assembled, the lamp (head+structure, without the recharging base), reaches an IP65 rating, making it ideal for outdoor use. The light fixture (top) alone and the assembled lamp placed on the recharging base has an IP20 rating, making it unsuitable for outdoor use;
- All metal and plastic surfaces should be cleaned with a soft dry cloth;
- The company Zafferano shall not be held liable for any damage caused due to its products being assembled in any manner that does not comply with the instructions provided.

Technical data of the lamp:

- Power: 2,2 W
- Volt: DC 5 V
- Color temperature: 2200 – 2700 – 3000 K
- Lumen-LED: 237 – 240 – 250 lm
- Lithium battery pack included (see section accessories included); for instructions about how to replace the battery pack, please consult the website: www.zafferanoitalia.com. Use only original batteries for replacement.
- Charge: 6 h
- Battery life: 9 h
- Class: III

- Protection rating: IP65
- CRI>80

Battery charger technical data

- Contact charging base: INPUT/OUTPUT 5Vdc – 1A; cavo USB 1.2 Mt.
- Charger: INPUT AC100-240V 50/60Hz; OUTPUT 5Vdc- 1A.
- The lamp works correctly even when connected to the charging base.
- It is advisable to use the original charger and charging base. Alternatively, you can use a certified 1A max. charger.

Important:

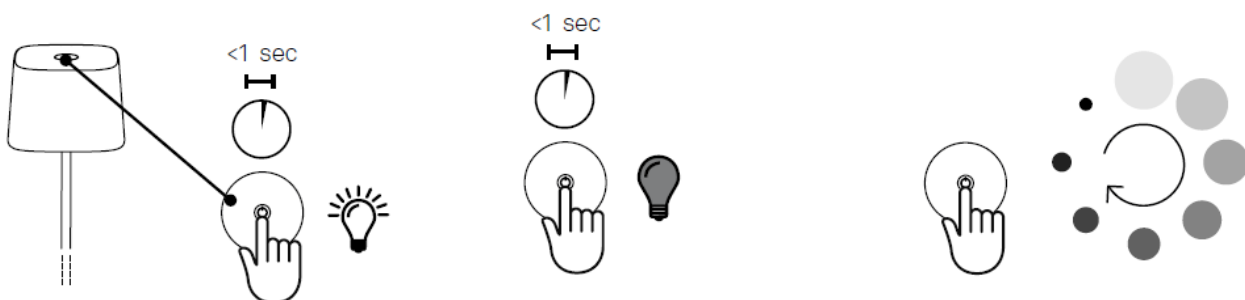
- The versions with a metal leaf finish are handmade and protected by a clear varnish. We recommend cleaning using only a soft, dry cloth. The use of aggressive cleaning agents or abrasive cloths, and any accidental knocks, may damage the delicate leaf finish.
- The support surface for the lamp must not exceed a 15° tilt or it will fall.
- The battery has an overload protection function.
- To preserve the integrity of the battery, we recommend keeping the charge between minimum 20% and maximum 80%; if the lamp is not used for long periods, it is advisable to regularly charge/discharge the product.
- Please refer to local laws for the proper disposal and recycling of the battery.

INSTRUCTIONS FOR USE

SWITCHING ON / SWITCHING OFF / DIMMING

Quick taps to:

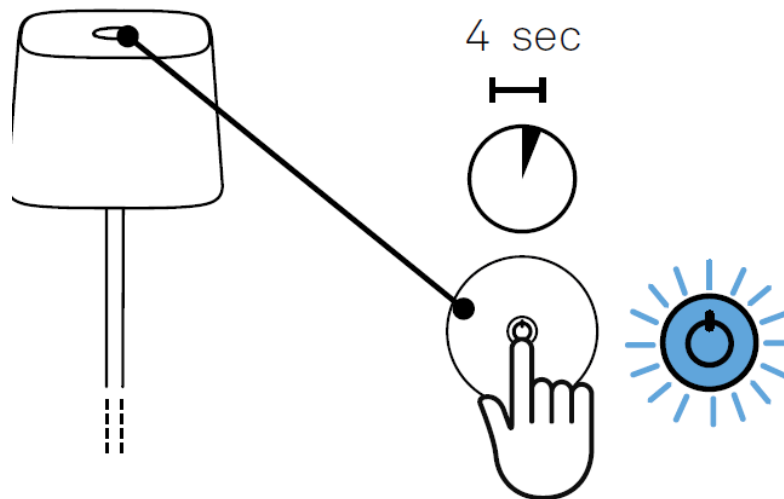
- turn on
- turn off the lamp



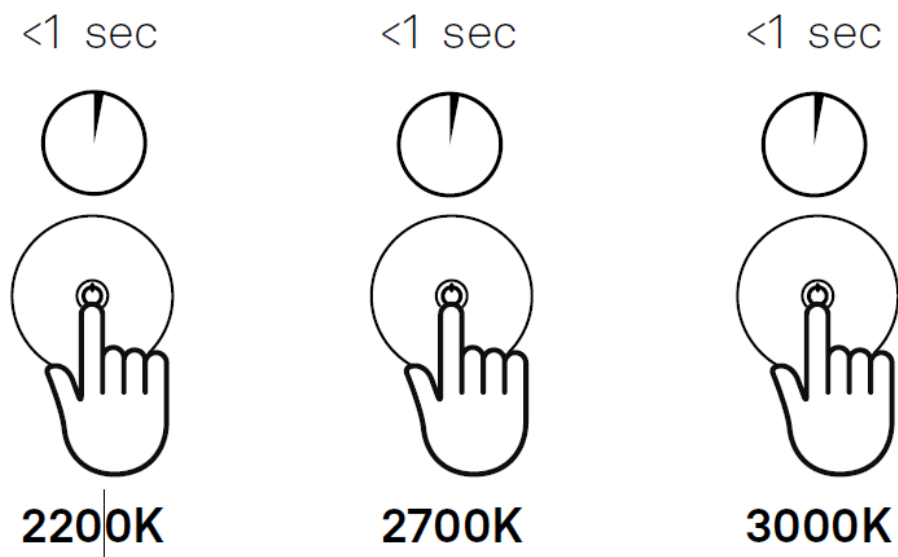
When the lamp is switched on, lightly press the touch sensor to obtain the desired brightness. Every time you turn it on, the light intensity will correspond to the previously set intensity.

COLOR TEMPERATURE CONFIGURATION

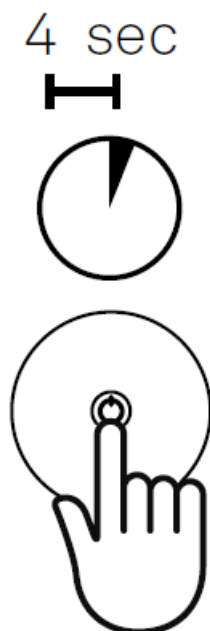
- When the lamp is switched off, press lightly for 4 seconds until a steady blue LED lights up



- Quick tap on the touch sensor to change the color temperature of the lamp



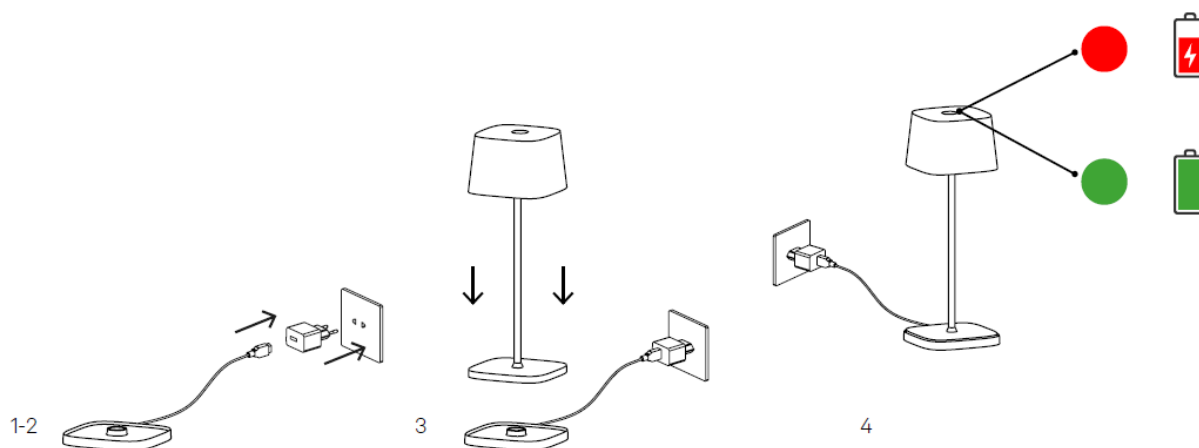
- Light pressure for 4 seconds to set the new color temperature and switch off the lamp



CHARGE / INDICATOR LEDS

Charge the battery before initial use. To correctly charge the lamp, we recommend that you:

1. Connect the USB cable to the adaptor;
2. Put the plug into the electrical socket
3. Place the lamp on the charging base;
4. When fully charged, disconnect the plug from the electrical socket



RED LED

charging in progress

GREEN LED

the battery is charged, it is advisable to disconnect it from the power charger

DESIGNED BY ZAFFERANO SRL IN ITALY, MADE IN PRC • Zafferano srl, Viale dell'Industria, 26 – 31055 Quinto di Treviso – TV – Italia • For more information and updates visit our website • www.zafferanoitalia.com

INCLUDED AND NOT INCLUDED ACCESSORIES

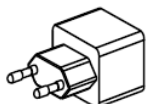
INCLUDED

Single-contact charging station

- INPUT: 5Vdc max 1A
- OUTPUT: 5Vdc max 1A



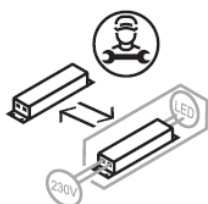
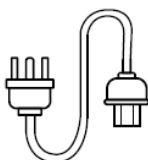
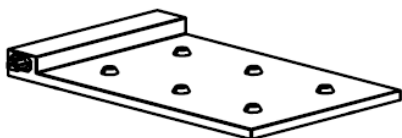
- INPUT: AC100-240V 50/60Hz
- OUTPUT: 5Vdc max 1A



NOT INCLUDED

Multi-contact charging base (max. 6 pc)

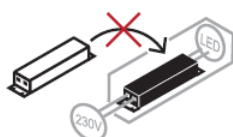
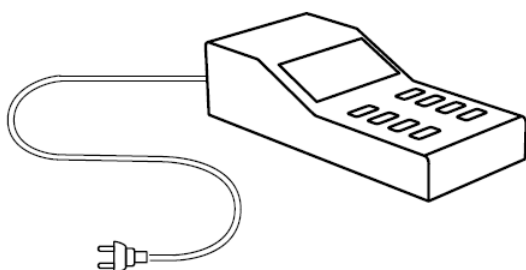
- INPUT: AC100-240V 50/60Hz
- OUTPUT: 9Vdc max 5A



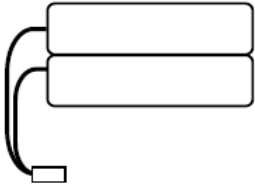
LD0340RA

Multi-socket USB charger (8xUSB)

- INPUT: AC100-240V 50/60Hz
- OUTPUT: 5Vdc max 8A



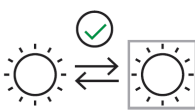
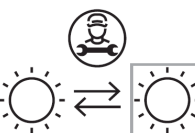

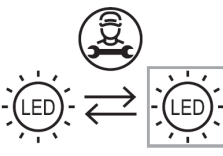

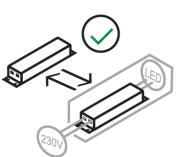
Replacement battery pack

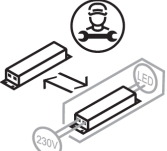


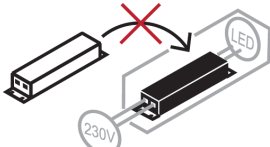
Scan the QR code to see how to replace the exhausted batteries of your lamp.

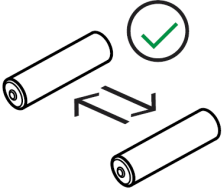



LEGEND


-  User-replaceable source
-  User replaceable light source
-  User-replaceable LED source
-  LED source replaceable by qualified personnel
-  Non-replaceable LED source
-  User-replaceable driver

- 

Driver replaceable by qualified personnel
- 

Non-replaceable driver
- 

User-replaceable battery
- 

Battery replaceable by qualified personnel
- 

Non-replaceable battery

Before replacing the device component, watch the video tutorial by scanning the dedicated QR code. If necessary, contact qualified personnel.

All rechargeable batteries are subject to wear when used. The life of batteries, which can generally be recharged 450 times, may be reduced by certain factors:

1. incorrect recharging mode (the lamp must be recharged when it is flat: about 10% of its remaining autonomy);
2. when left unused for a long time;
3. when left for a long time on a live recharging base even if the lamp is recharged;
4. when non-original accessories are used for recharging;
5. when the product is exposed to very high or very low temperatures. When the lamps no longer recharge or their autonomy after recharging is very short, the batteries must be replaced. Spare parts for Zafferano rechargeable lamps can be found in the catalogue and identified by a special code. The warranty for batteries is only valid for manufacturing defects, which may occur after initial use.




Zafferano Srl – Viale dell'Industria 26
31055 Quinto di Treviso (TV) Italy
www.zafferanoitalia.com

P.I. 03305480273
C.F. 03420190260
REA 330102

Light Department
+39 0422 470 507
lighting@zafferanoitalia.com

Documents / Resources

	<p>zafferano ofelia Portable LED Table Lamp [pdf] Instruction Manual LD0870B3, LD0870G3, LD0870S3, LD0870N3, LD0870R3, ofelia Portable LED Table Lamp, Portable LED Table Lamp, LED Table Lamp, Table Lamp</p>
---	--

References

- [italia Talia - Satellite VSAT Broadband Internet - Iraq, Africa, EMEA](#)
- [zaff Zafferano bicchieri, accessori per la tavola, illuminazione e lampade](#)
- [zaff Zafferano bicchieri, accessori per la tavola, illuminazione e lampade](#)