



## zafferano LD0490B3 Rechargeable Table Lamp Instruction Manual

[Home](#) » [zafferano](#) » zafferano LD0490B3 Rechargeable Table Lamp Instruction Manual 

### zafferano LD0490B3 Rechargeable Table Lamp Instruction Manual



#### LED DIMMER

- 1,8W LED
- 124-128-142lm
- 2200- 2700-3000K
- IP65

- 100-240V 50-60Hz
- CRI>80
- 5Vdc max 1A Ø 7 x h 27,5 cm / Ø 2,8 x h 10,8 in

## Contents

**1 INCLUDED**

**2 NOT INCLUDED**

**3 Tips for use:**

**4 Technical data of the lamp:**

**5 Battery charger technical data:**

**6 INSTRUCTIONS FOR USE**

**7 COLOR TEMPERATURE  
CONFIGURATION**

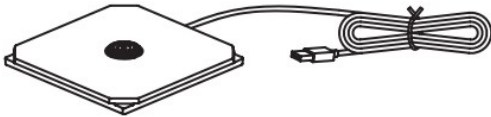
**8 INDICATOR LEDS**

**9 Documents / Resources**

**10 Related Posts**

## INCLUDED

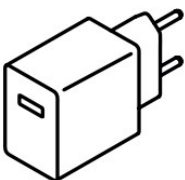
Single-contact charging station



## NOT INCLUDED


### • LD0490UA

USB port power charger



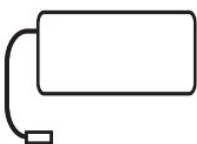
### • LD0340RA

Multi-socket USB charger (8xUSB)




### • BAT04704004001000

Replacement battery pack

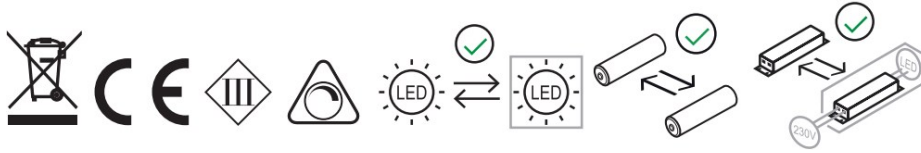


### • KIT00005704800200

Replacement LED board



This product contains a class F light source



### Tips for use:

This product is exclusively for lighting purposes and:

- A)** It must not be exposed to heavy mechanical loads or contamination;
- B)** It can be installed and used only after checking the state of the product; check that is not dirty and has not been damaged during storage;
- C)** Installation and maintenance must be carried out when the appliance is switched off;
- D)** Any alterations to the product, any tampering and any failure to comply with the instructions provided may make the appliance hazardous;
- E)** When fully assembled, the lamp (head+structure, without the recharging base), reaches an IP65 rating, making it ideal for outdoor use. The light fixture (top) alone and the assembled lamp placed on the recharging base has an IP20 rating, making it unsuitable for outdoor use;
- F)** All metal and plastic surfaces should be cleaned with a soft dry cloth;
- G)** The company Zafferano shall not be held liable for any damage caused due to its products being assembled in any manner that does not comply with the instructions provided.

### Technical data of the lamp:

- **Power:** 1,8 W
- **Volt:** DC 5 V
- **Color temperature:** 2200 – 2700 – 3000 K
- **Lumen lamp:** 124 – 128 -142 lm
- **Lithium battery pack included (see section accessories included);** for instructions about how to replace the battery pack, please consult the **website:** [www.zafferanoitalia.com](http://www.zafferanoitalia.com). Use only original batteries for replacement.
- **Charge:** 3/4 h
- **Battery life:** 7/8 h
- **Class:** III
- **Protection rating:** IP65
- **CRI**>80

### Battery charger technical data:

- Contact charging base: INPUT/OUTPUT 5Vdc – 1A; cavo USB 1.2 Mt.
- USB port power charger NOT INCLUDED: INPUT AC100-240V 50/60Hz; OUTPUT 5Vdc- 1A.
- The lamp works correctly even when connected to the charging base.
- We recommend using an optional charger and the original charging base provided. Alternatively, use a certified

cable and a 1A max charger.

### Important:

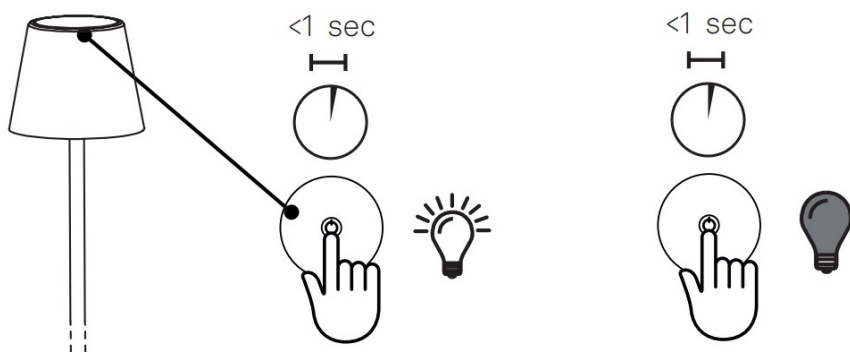
- The support surface for the lamp must not exceed a 15° tilt or it will fall.
- The battery has an overload protection function.
- To preserve the integrity of the battery, we recommend keeping the charge between minimum 20% and maximum 80%; if the lamp is not used for long periods, it is advisable to regularly charge/discharge the product.
- Please refer to local laws for the proper disposal and recycling of the battery

## INSTRUCTIONS FOR USE

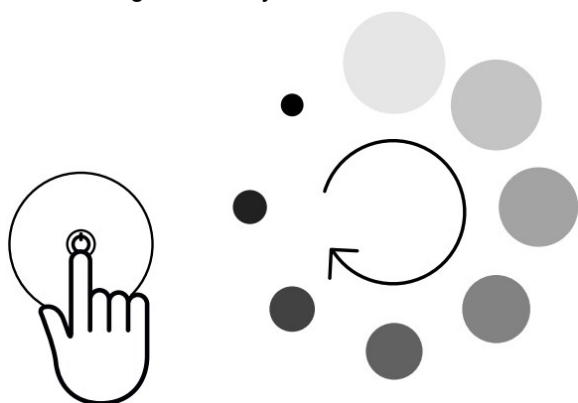
### SWITCHING ON / SWITCHING OFF / DIMMING

Quick taps to:

- turn on
- turn off the lamp

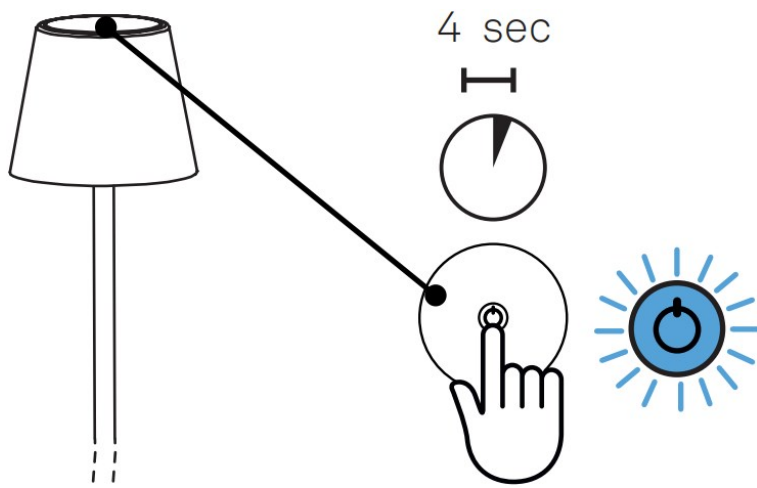


When the lamp is switched on, lightly press the touch sensor to obtain the desired brightness. Every time you turn it on, the light intensity returns to 100%



### COLOR TEMPERATURE CONFIGURATION

When the lamp is switched off, press lightly for 4 seconds until a steady blue LED lights up





Quick tap on the touch sensor to change the color temperature of the lamp

<1 sec

<1 sec

<1 sec



**2200K**

**2700K**

**3000K**

Light pressure for 4 seconds to set the new color temperature and switch off the lamp

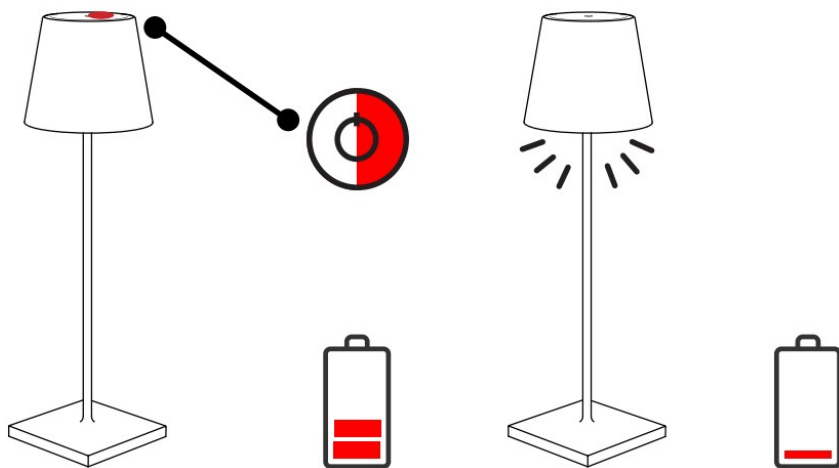
4 sec



## INDICATOR LEDS

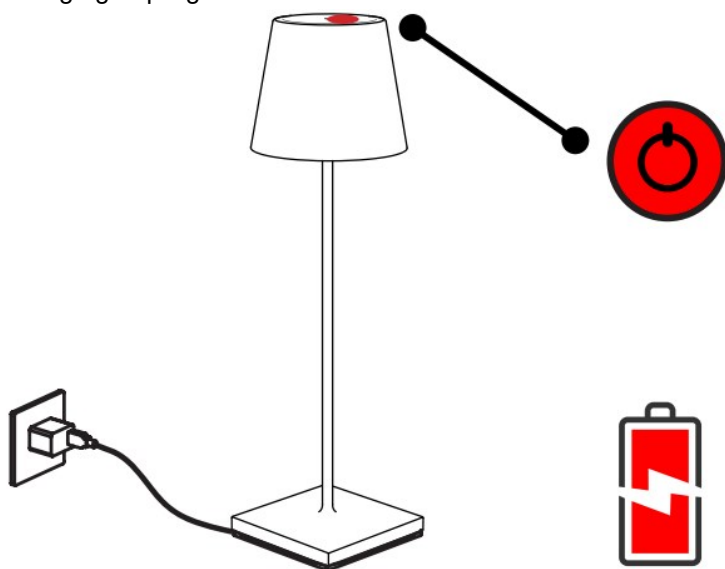
### FLASHING RED LED

the battery charge is lower than 20%, charging is recommended. When the charge is depleted (1%), the lamp does not switch on but emits three white flashes as an alert to charge



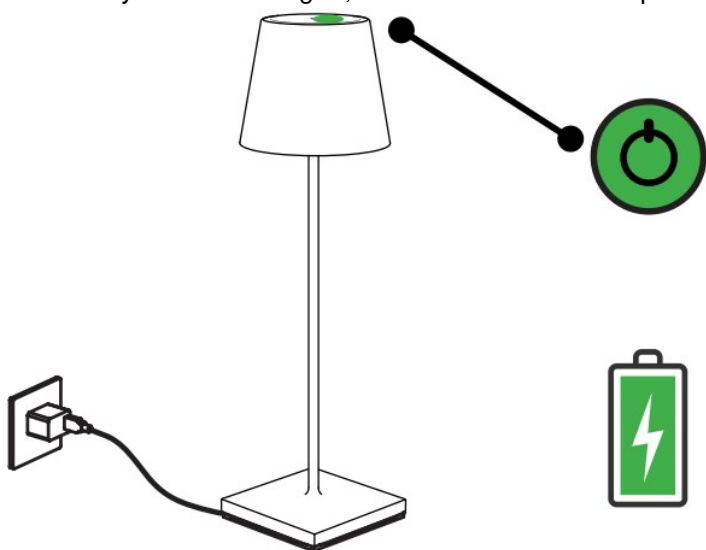
### PERMANENT RED LED

charging in progress



### PERMANENT GREEN LED

the battery is 100% charged, disconnection from the power charger is recommended



**Charge the battery before initial use.**

**To correctly charge the lamp, we recommend that you:**

1. Connect the USB cable to the adaptor;

2. Put the plug into the electrical socket
3. Place the lamp on the charging base;
4. When fully charged, disconnect the plug from the electrical socket

DESIGNED BY ZAFFERANO SRL IN ITALY, MADE IN PRC  
Zafferano srl, Viale dell'Industria, 26 – 31055 Quinto di Treviso – TV – Italia  
For more information and updates  
visit our **website** • [www.zafferanoitalia.com](http://www.zafferanoitalia.com)

## Documents / Resources

|   |  |
|---|--|
|  | <p><a href="#">zafferano LD0490B3 Rechargeable Table Lamp</a> [pdf] Instruction Manual<br/>LD0490B3, LD0490C3, LD0490D3, LD0490F3, LD0490G3, LD0490K3, LD0490L3, LD0490N3,<br/>LD0490O3, LD0490P3, LD0490R3, LD0490S3, LD0490V3, LD0490Z3, LD0490B3 Rechargeable Table Lamp, Rechargeable Table Lamp, Table Lamp, Lamp</p> |
|---|--|