

YUNZII YZ87 Tri- Mode Wireless Customized Mechanical Keyboard



# YUNZII YZ87 Tri- Mode Wireless Customized Mechanical Keyboard User Manual

[Home](#) » [YUNZII](#) » YUNZII YZ87 Tri- Mode Wireless Customized Mechanical Keyboard User Manual 

## Contents

- [1 YUNZII YZ87 Tri- Mode Wireless Customized Mechanical Keyboard](#)
- [2 Content List](#)
- [3 Bluetooth Connection](#)
- [4 Charging](#)
- [5 USB Cable Connection](#)
- [6 CONTACT](#)
- [7 Documents / Resources](#)
  - [7.1 References](#)



## YUNZII YZ87 Tri- Mode Wireless Customized Mechanical Keyboard



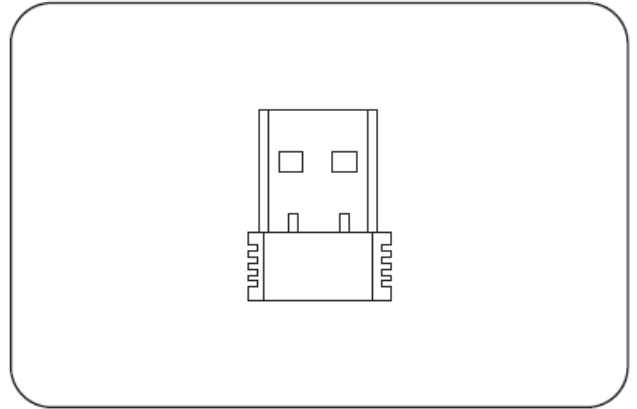
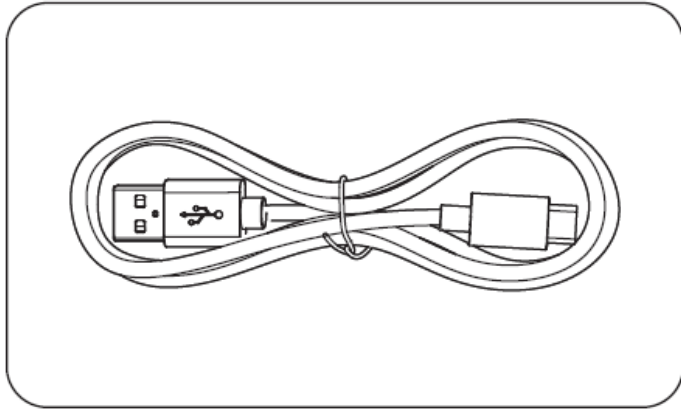
## Content List

- 1. YZ87 Keyboard x 1
- 2. USB Cable for TYPE-C x 1


3. Keycap and Switch Puller × 1
4. Warranty Manual x 1
5. 2.4G Wireless Receiver × 1
6. PET Dust Cover x 1

## Quick Start Guide

- USB Cable for TYPE-C
- 2.4G Wireless Receiver

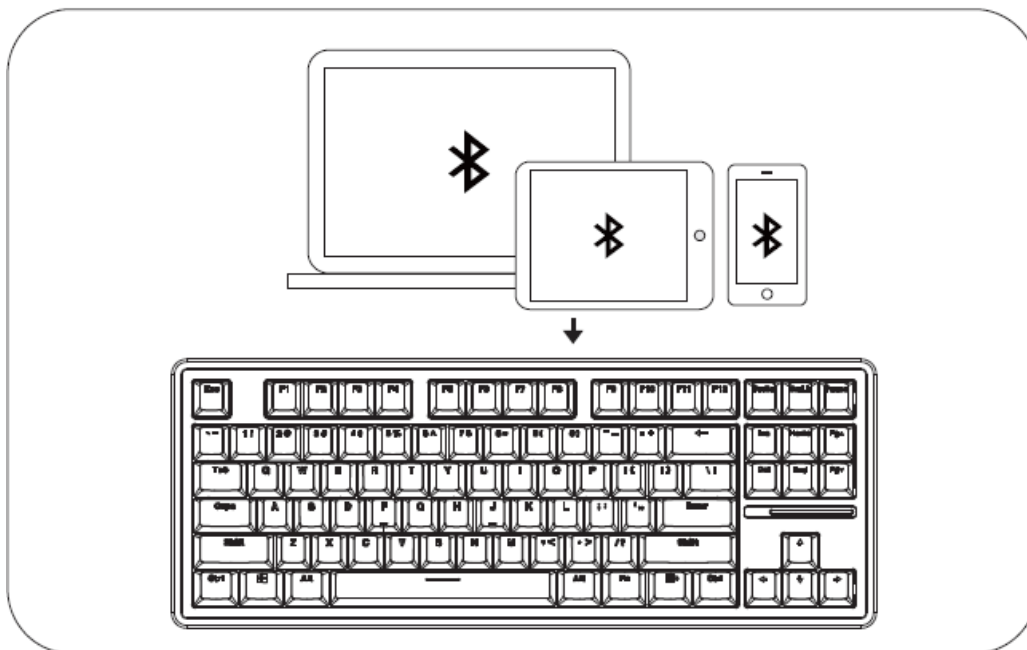


- YZ87 Mechanical Keyboard



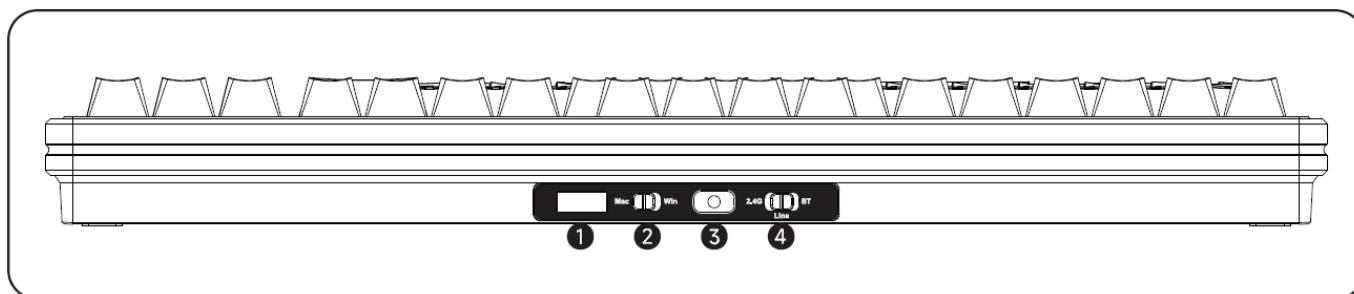
## Bluetooth Connection

**Bluetooth Connection: FN+Q/W/E**



- Switch the mode button to Bluetooth Mode. Then long press FN+Q=BT1 and the Q-key blinks cyan. Press FN+W=BT2 and the W-key blinks pink. Press FN+E=BT3 and the E-key blinks yellow.
- When paired successfully, the Q/W/E key will stay on, and then restore to the last RGB mode. The keyboard intelligently identifies the Bluetooth 5.0 standard communication in 3 channels.

### YUNZII YZ87 Keyboard ON/OFF Manual



1. 2.4G Slot
2. Switch to MacOS and Windows Mode
3. TYPE-C Port
4. Tri-Mode Switch Between Bluetooth, Wired, and 2.4G Wireless

### Charging

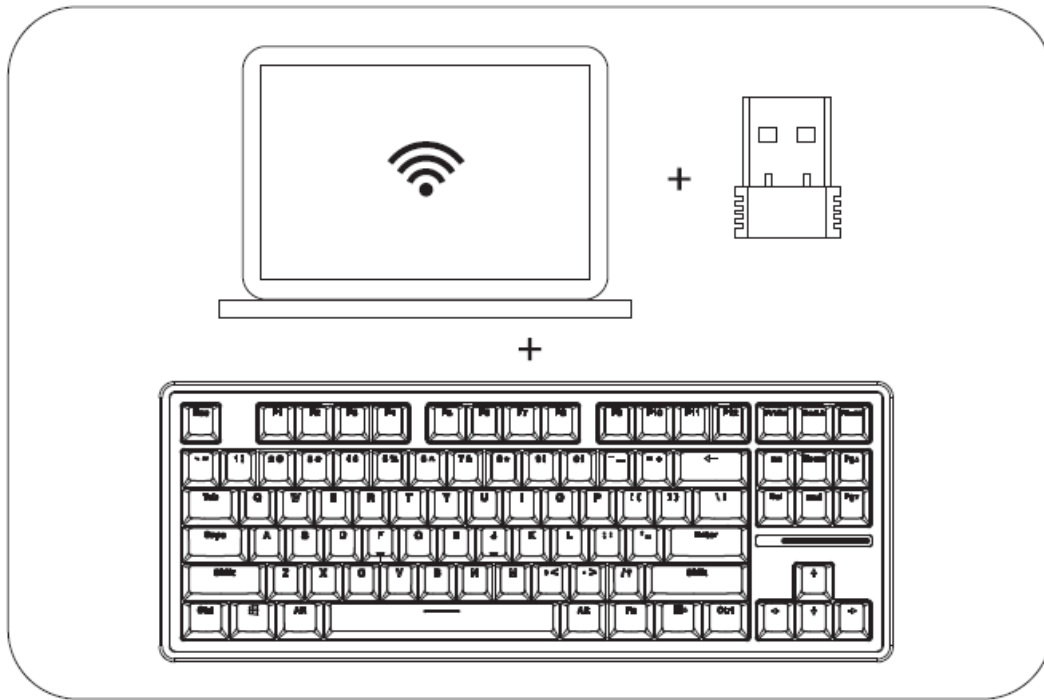
- Charge the keyboard by connecting the original charging cable to the computer USB port, or using a DC-5V charger.
- Note the direction of the TYPE-C cable and insert it carefully. The RGB will light red when charged and will go off when fully charged.

### Compatible System

The YZ87 keyboard supports Windows2000, WindowsXP, Vista Win7, Win8, Win10, Win11, MacOS and mobile phone systems.

































This keyboard is compatible with Bluetooth 5.0 but doesn't support Bluetooth 3.0.

## 2.4G Wireless Connection: FN+R



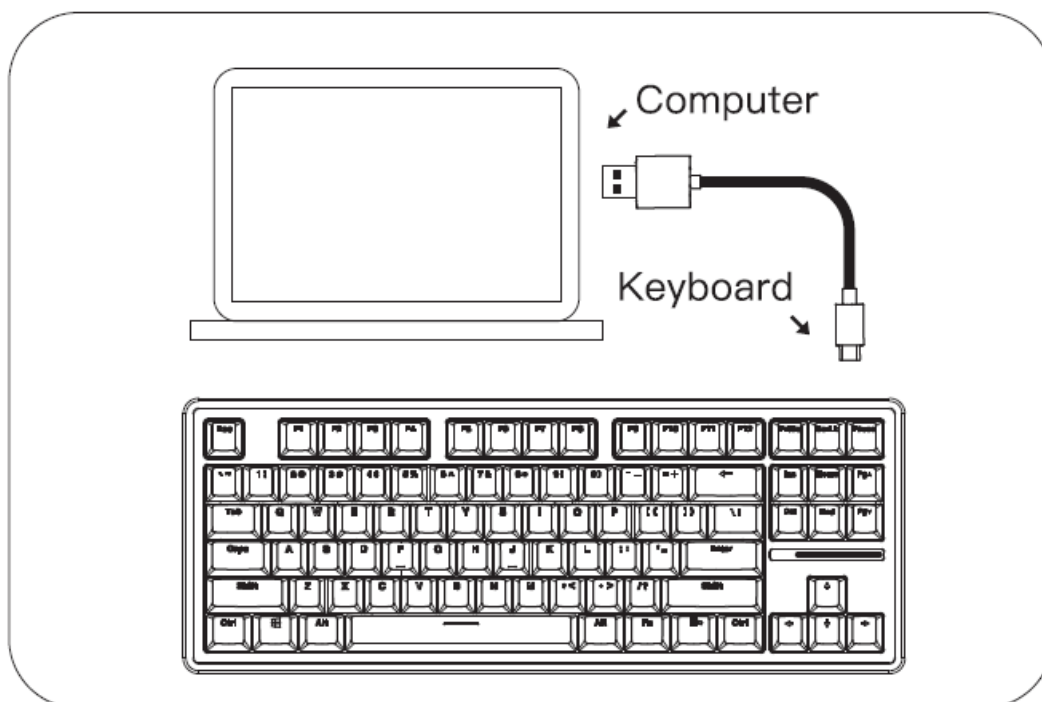
Switch the mode button to 2.4G Mode. Then long press FN+R=2.4G, and the R-key blinks blue. Plug the 2.4G dongle into the computer USB port, then it will pair and install the compatible program automatically. The R-key will stay on and restore to the last RGB mode when paired successfully.

### Quick Start Guide of FN key combination

 + 	Screen Brightness ↑	 + 	Stop
 + 	Screen Brightness ↓	 + 	Mute
 + 	Calculator	 + 	Volume Down
 + 	Computer	 + 	Volume Up
 + 	Player	 + 	Bluetooth Channel 1
 + 	Previous Song	 + 	Bluetooth Channel 2
 + 	Next Song	 + 	Bluetooth Channel 3
 + 	Pause/Play	 + 	2.4G

**Note:** The keyboard can be reset by custom software.

### USB Cable Connection



- Switch the mode button to the middle Wired Mode.
- When the cable is plugged in.
- The keyboard will connect with the computer automatically, then it is ready for usage.

### Quick Start Guide of RGB Settings

 +  **Change Backlight Effect**

 +  **Backlight Effects ON/OFF**

 +  **Brightness Up**

 +  **Reset Backlight**

 +  **Brightness Down**

 +  **Battery Query**

 +  **Blinking Speed ↑**

 +  **Change LOG LED lighting mode**

 +  **Blinking Speed ↓**

 +  **Change LOG LED color**

 +  **White Light ON/OFF**

 +  **Change Backlight Color**

 +  **Lock Win**

### CONTACT

- [www.yunzii.com](http://www.yunzii.com).
- [support@yunzii.com](mailto:support@yunzii.com).





[YUNZII YZ87 Tri- Mode Wireless Customized Mechanical Keyboard](#) [pdf] User Manual  
YZ87 Tri- Mode Wireless Customized Mechanical Keyboard, YZ87, Tri- Mode Wireless Customi  
zed Mechanical Keyboard, Wireless Customized Mechanical Keyboard, Customized  
Mechanical Keyboard, Mechanical Keyboard, Keyboard

References

- [User Manual](#)

[Manuals+](#), [Privacy Policy](#)

This website is an independent publication and is neither affiliated with nor endorsed by any of the trademark owners. The "Bluetooth®" word mark and logos are registered trademarks owned by Bluetooth SIG, Inc. The "Wi-Fi®" word mark and logos are registered trademarks owned by the Wi-Fi Alliance. Any use of these marks on this website does not imply any affiliation with or endorsement.