

**Contents** [ [hide](#) ]

- [1 YUNZII B75 Mechanical Keyboard](#)
- [2 Specifications](#)
- [3 Information](#)
- [4 Multi-Function Knob \(Default Multimedia Mode\)](#)
- [5 Wired TYPE-C Connection](#)
- [6 FN Shortcuts](#)
- [7 Attention](#)
- [8 Frequently Asked Questions](#)
- [9 Documents / Resources](#)
  - [9.1 References](#)



## YUNZII B75 Mechanical Keyboard



## Specifications

- Model: B75
- Layout: 82-Key, 75% Layout
- Structure: Gasket

- RGB: South Facing RGB
- Size: 334.4\*143.6\*42.15mm / 13.17\*5.65\*1.66inch
- Weight: 797.5g/1.76lb
- System: Windows/Mac/Linux/Android/iOS
- Software: Windows
- Frame Material: ABS
- Connection: Wired Type-C
- Hot Swappable: Full-Key Hot Swappable, Support 3/5 Pins Hot Swappable Switches

### **Keyboard ON/OFF Manual:**

- Switch Type-C Port Indicator Multi-Function Knob (Default Multimedia Mode)
- **Multimedia Mode:** Press to mute, and press again to unmute. Turn the knob to adjust the volume and RGB settings.
- **Wired TYPE-C Connection:** Connect the keyboard using the provided TYPE-C cable.
- **Backlights:** Use FN key combinations to control backlight settings.
- **FN Shortcuts:** Use FN key combinations for various functions based on the operating system.

### **Attention:**

1. The B75 is a Wired TYPE-C connection-only keyboard.
2. Custom software is available for key customization, backlight settings, and macros.
3. If the device cannot recognize the keyboard, try a different cable/USB port/new device.
4. If the WIN key doesn't work, check the indicator light and use FN+WIN to unlock the WIN key.
5. If the product is damaged, do not disassemble it or throw it into the fire; dispose of it properly.

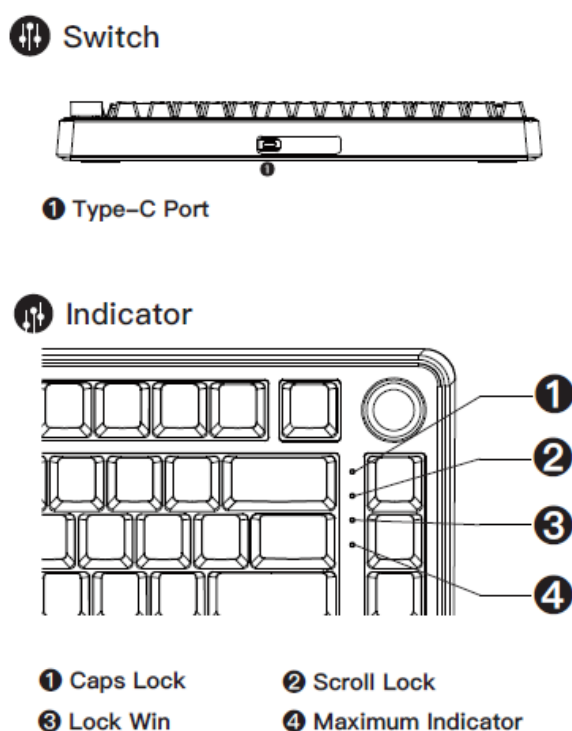
Feel free to contact the YUNZII Team if you have any questions.

### **Information**

- Model: B75

- Layout: 82-Key, 75% Layout
- Structure: Gasket
- RGB: South Facing RGB
- Size: 334.4\*143.6\*42.15mm / 13.17\*5.65\*1.66inch Weight: 797.5g/1.76lb
- System: Windows/Mac/Linux/Android/iOS Software: Windows
- Frame Material: ABS
- Connection: Wired Type-C
- Hot Swappable: Full-Key Hot Swappable, Support 3/5 Pins Hot Swappable Switches

### Keyboard ON/OFF Manual:



### Multi-Function Knob (Default Multimedia Mode)

#### Multimedia Mode:

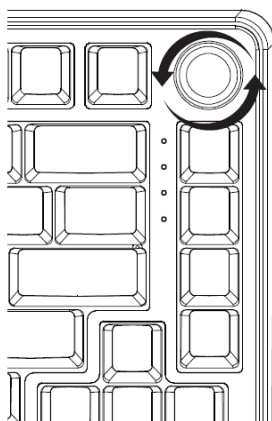
Press to mute, and press again to unmute. Turn clockwise (rotate to the right) to turn up the volume; Turn counterclockwise (rotate to the left) to turn down the volume.

#### RGB Mode:

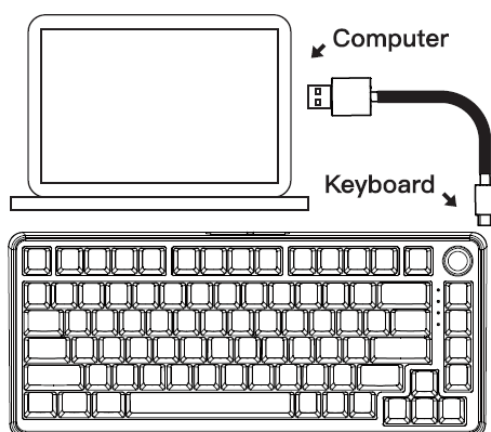
Press to change the keyboard backlight mode. Turn left and right to adjust the backlight brightness.

#### Switching Mode:

Long press to switch RGB/Multimedia knob control mode.



## Wired TYPE-C Connection



The B75 keyboard is a Wired-only RGB keyboard. Connect the keyboard and device with the TYPE-C cable that comes with the package. After the keyboard has been automatically recognized, the connection is successful.

## Backlights:

- FN+Backspace=Backlight Effect ON/OFF
- FN+INSERT=Change Backlight Effect
- FN+END=Change Backlight Color
- FN+PGUP=Lighting Effect Direction
- FN+↑=Brightness Up
- FN+↓=Brightness Down
- FN+→=Blinking Speed ↑
- FN+←=Blinking Speed ↓
- FN+Space=Custom Backlight Color

## FN Shortcuts

### MacOS

FN+F1=Screen Brightness ↓	FN+F2=Screen Brightness ↑	FN+F3=Controller
FN+F4=Program	FN+F5=F5	FN+F6=F6
FN+F7=Previous Song	FN+F8=Play/Pause	FN+F9=Next Song
FN+F10=Mute	FN+F11=Volume ↓	FN+F12=Volume ↑

### Windows

FN+F1=Computer	FN+F2=Homepage	FN+F3=Calculator
FN+F4=Player	FN+F5=Previous Song	FN+F6=Next Song
FN+F7=Play/Pause	FN+F8=Stop	FN+F9=Mute
FN+F10=Volume ↓	FN+F11=Volume ↑	FN+F12=Mail

### Win&Mac

FN+A=Windows	FN+S=MacOS	FN+WIN=Lock WIN
WIN+L=Lock Screen	FN+ESC=Reset	

## Attention

1. The B75 is a Wired TYPE-C connection-only keyboard; the keyboard excludes the wireless function.
2. There is custom software for this keyboard; customers can customize the keys, backlights, and macro settings via the software.
3. When the keyboard is connected to the device, but the device cannot recognize and use it, please try another cable/USB port/new device to connect it.
4. When the keyboard is connected to the device normally, but the WIN key doesn't work, please check whether the WIN key indicator lights up. If it lights up, please press FN+WIN to unlock the WIN key. If the problem cannot be solved, please press FN+A to change to Windows or check whether the switch pin of the Windows key is bent; if so, please replace the switch with a new one.
5. When the keyboard is connected to the device normally, please check whether the switch pin of the key is bent or not and whether the elastic piece of the socket is deformed, then take a corresponding solution.
6. If the product is damaged beyond repair, please do not disassemble it or throw it into a fire. It should be sent to a professional scrap station or special recycling box for disposal to avoid accidental risks.
7. If you have any questions about the keyboard or its use, please contact the YUNZII

Team. We will get back to you in 24 hours!

## Content List

1. B75 Keyboard\*1
2. USB Cable for TYPE-C\*1
3. Switch and Keycap Puller\*1
4. Function Card&Manual\*1
5. PET Dust Cover\*1
6. Extra Keycaps and Switches

## Frequently Asked Questions

### Q: Can I use this keyboard wirelessly?

A: No, the B75 is a Wired-only keyboard and does not support wireless connectivity.


### Q: How can I customize key functions and backlight settings?

A: You can use the custom software provided by YUNZII to customize keys, backlights, and macro settings.

### Q: What should I do if my device does not recognize the keyboard?

A: Try using a different cable or USB port, or connect to a new device to troubleshoot the recognition issue.

## Documents / Resources

	<a href="#">YUNZII B75 Mechanical Keyboard [pdf]</a> Instruction Manual B75, 250311, 250305-1, B75 Mechanical Keyboard, B75, Mechanical Keyboard, Keyboard
---	---

## References

- [User Manual](#)

---

# Leave a comment

Your email address will not be published. Required fields are marked \*

Comment \*

Name

Email

Website

☐ Save my name, email, and website in this browser for the next time I comment.

**Post Comment**

**Search:**

e.g. whirlpool wrf535swhz

**Search**

[Manuals+](#) | [Upload](#) | [Deep Search](#) | [Privacy Policy](#) | [@manuals.plus](#) | [YouTube](#)

This website is an independent publication and is neither affiliated with nor endorsed by any of the trademark owners. The "Bluetooth®" word mark and logos are registered trademarks owned by Bluetooth SIG, Inc. The "Wi-Fi®" word mark and logos are registered trademarks owned by the Wi-Fi Alliance. Any use of these marks on this website does not imply any affiliation with or endorsement.