



Yongxiangtai SWALLOW11 Tablet Bluetooth keyboard User Manual

[Home](#) » [Yongxiangtai](#) » Yongxiangtai SWALLOW11 Tablet Bluetooth keyboard User Manual 

Yongxiangtai SWALLOW11 Tablet Bluetooth keyboard User Manual



Contents

- [1 Hot keys function](#)
- [2 Power on and off](#)
- [3 Wireless connection](#)
- [4 Special instructions for indicator lights](#)
- [5 Product parameters](#)
- [6 POINTS TO NOTE](#)
- [7 Documents / Resources](#)
 - [7.1 References](#)
- [8 Related Posts](#)

Hot keys function

	Back		Volume up		Brightness increase
	Home		Back		Screenshot
	Intelligent voice		Play/Pause	D E L	Delete
	Mute		Forward		Hal James
	Volume down		Brightness decrease		Convert Chinese to English
	Win Computer mode Voice assistant When in Mobile mode			Note: Pausing third-party player video is not supported	

1. + Backlight on, off and brightness adjustment, Operation Mode: First Press for light off, The second press for increasing the brightness of the lamp, the third press for reaching the brightest light, and the fourth press for turning off the lamp. (backlit only)

2. + Backlight color switch, press these two keys to switch between 7 colors (backlight only)

3. If you want to output a word in the gray area, + such as "@", press it at the same time.

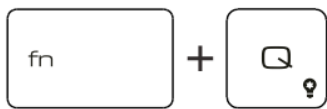
4. + Other keys, can be used to type some unusual characters

5. Some character shortcuts:

All of them + Copy + Cut + Paste

+

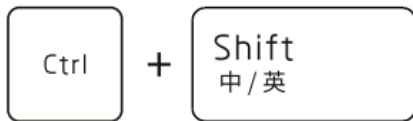
6. Breathing Light mode: has 2 key combinations (backlight only)



Control breathing light to turn on and off

Control breathing light fast and slow

7. Swappable Chinese/English input method



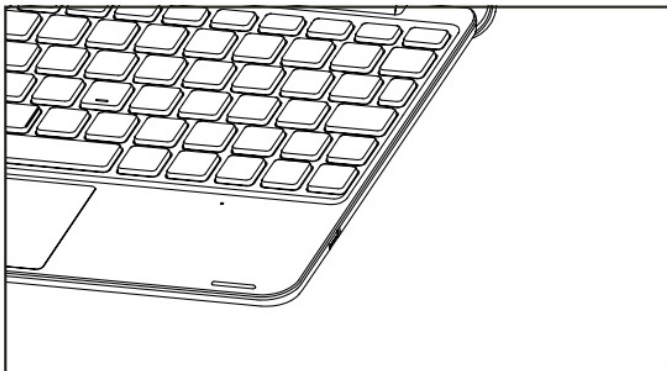
8. Swappable input method: five strokes/Pinyin/stroke (Shift only works if you switch to Chinese)



9. Toggle language (Shift only works if you switch to English mode)

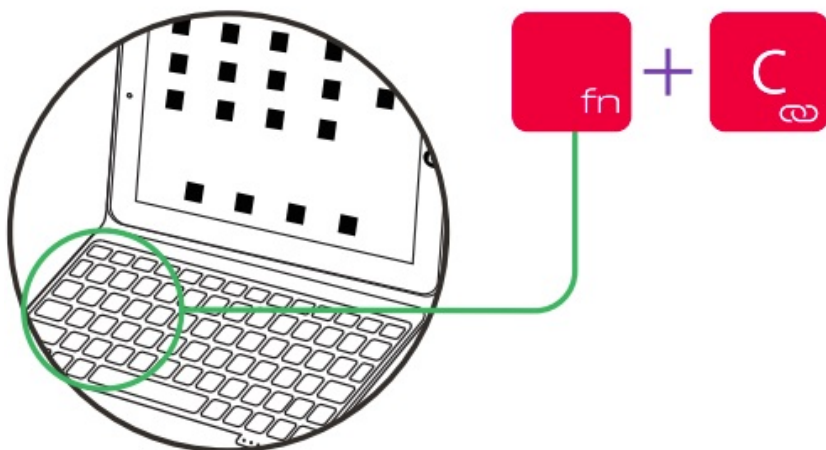
Power on and off

Hall James

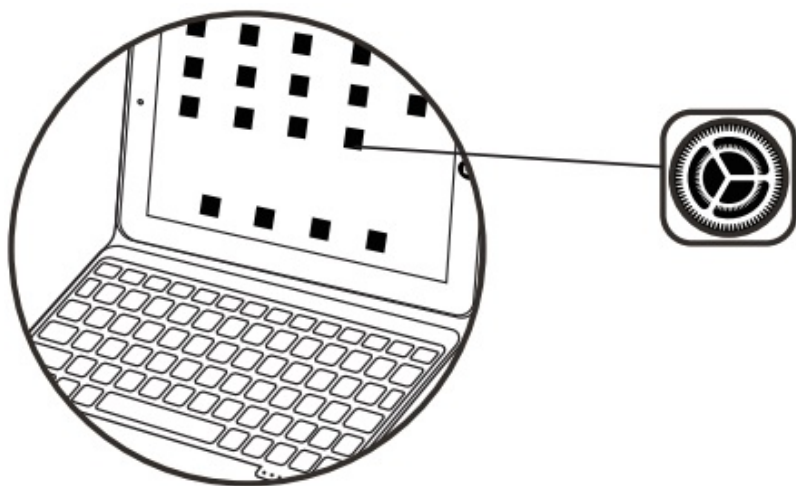


- Keyboard turned on for automatic power on
- Automatic shutdown when the keyboard is closed

Wireless connection




After turning on the keyboard power, press on the keyboard
The keyboard will be waiting for a search for three minutes.



Open the settings for your tablet

Turn on the Bluetooth in your tablet and keep your device in a wireless pairing state.



Search for "BT Keyboard" on other devices in the tablet, click connect, the wireless signal

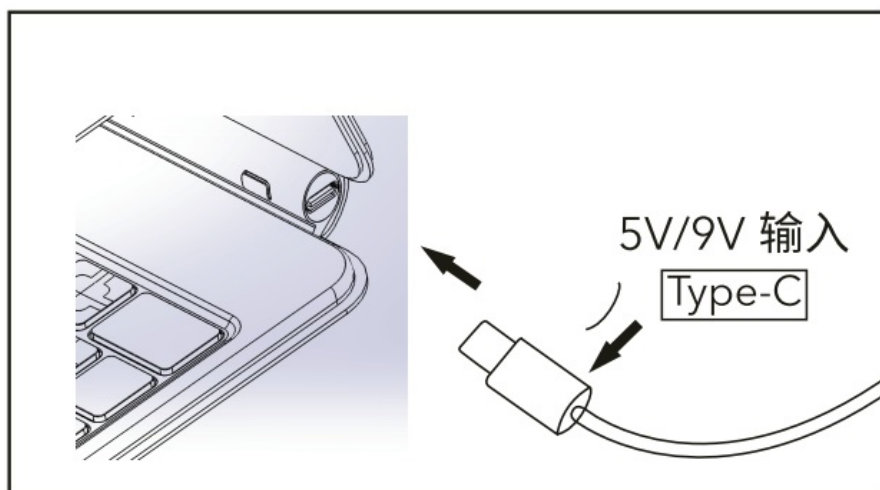


lights off, the pairing is successful. (TStarting the second

time, Boot Bluetooth automatically connected

Charge and maintain

Maintenance: under normal t



normal voltage charge.

such as a long time do not need, need to timely charge for the keyboard (about 2 months to charge once)

Special instructions for indicator lights

temperature preservation, under the



Blue light: flashing wireless pairing status when turned on

Blue light: connected to Bluetooth, the blue light is constantly on

Blue light: The shutdown light is off

Product parameters

1. **Operating distance:** 10 meters
2. **Modulation system:** GFSK
3. **Operating Voltage:** 3.3 ~ 4.2 V
4. **Charging current** < 225mAh
5. **Standby time:** 90 days Continuous working hours
6. hours (turn on backlight)/ 380 hours (turn off backlight)
7. **Lithium battery capacity** 500mAh Backlit
8. **Charging Time** <3hours
9. **Lithium-ion battery life:** 3 years
10. **Keyboard service life** >Five million times
11. **Operating temperature** -20~50°C
12. **Charging temperature** 0~45°C

POINTS TO NOTE

- Keep the keyboard away from sharp objects
- Do not place heavy objects on the keyboard
- Do not forcibly distort the keyboard
- Stay away from oil or other organic liquids


This device complies with part 15 of the FCC Rules. Operation is subject to the following two conditions: (1) This device may not cause harmful interference, and (2) this device must accept any interference received, including interference that may cause undesired operation.

Any Changes or modifications not expressly approved by the party responsible for compliance could void the user's authority to operate the equipment.

Note: This equipment has been tested and found to comply with the limits for a Class B digital device, pursuant to part 15 of the FCC Rules. These limits are designed to provide reasonable protection against harmful interference in a residential installation. This equipment generates uses and can radiate radio frequency energy and, if not installed and used in accordance with the instructions, may cause harmful interference to radio communications. However, there is no guarantee that interference will not occur in a particular installation. If this equipment does cause harmful interference to radio or television reception, which can be determined by turning the equipment off and on, the user is encouraged to try to correct the interference by one or more of the following measures:

- Reorient or relocate the receiving antenna.
 - Increase the separation between the equipment and receiver.
 - Connect the equipment into an outlet on a circuit different from that to which the receiver is connected.
 - Consult the dealer or an experienced radio/TV technician for help.
-

Documents / Resources

	Yongxiangtai SWALLOW11 Tablet Bluetooth keyboard [pdf] User Manual SWALLOW11 Tablet Bluetooth keyboard, SWALLOW11, Tablet Bluetooth keyboard, Bluetooth keyboard, keyboard
---	---

References

- [User Manual](#)