



YOLOLIV YoloMax All-in-One Live Streaming Solution User Manual

[Home](#) » [YOLOLIV](#) » YOLOLIV YoloMax All-in-One Live Streaming Solution User Manual 

Contents

- [1 YOLOLIV YoloMax All-in-One Live Streaming Solution](#)
- [2 Technical support](#)
- [3 Documents / Resources](#)
- [4 Related Posts](#)



YOLOLIV YoloMax All-in-One Live Streaming Solution



Thank you for choosing YoloLiv!

Making pro video accessible for everyone is the mission of YoloLiv. We value your feedback! Email us your suggestions and let us know how you think we're doing and where you'd like to see our products improve: contact@yololiv.com

Technical support

YoloLiv's products are backed by our professional support team. You can reach our team in several ways:

- Email contact@yololiv.com or help@yololiv.com
- Directly contact us via Messenger by going to our Facebook Page "YoloLiv Technology"
- Join our Official YoloLiv Users Group on Facebook, where you can ask questions, get help or share your tips and tricks
- Fill out a contact form or live chat on Messenger from here: www.yololiv.com/contact-us

Suggest a feature

Have a great idea for a new feature? Tell us about it via contact@yololiv.com

Issue Report

Gather as much information about your problem as you can before you contact us so we can help you better,

including:

- A description of the issue (ideally with pictures or videos)
- Details about your video or audio source (product model, ports, resolution, etc.)
- Product serial number
- Your account email
- Firmware & software version
- As many details as possible (For example, for audio/video issues, what is the camera brand & model, resolution/fps setting, internet connection, etc)

Important

Thank you for choosing Yolo Max. Before using YoloMax, please read this product manual carefully which includes warnings and attentions, and keep it properly for future reference after reading. Please follow the safety precautions in this product manual to avoid the following situations:

- * Unauthorized maintenance or replacement of parts;
- * Damages caused by accidents, including but not limited to lightning, fire or exposed to humidity;
- * Out-of-range use of permitted supply voltage;
- * Unauthorized modification of product label or unapproved removal of warranty label.








Attentions

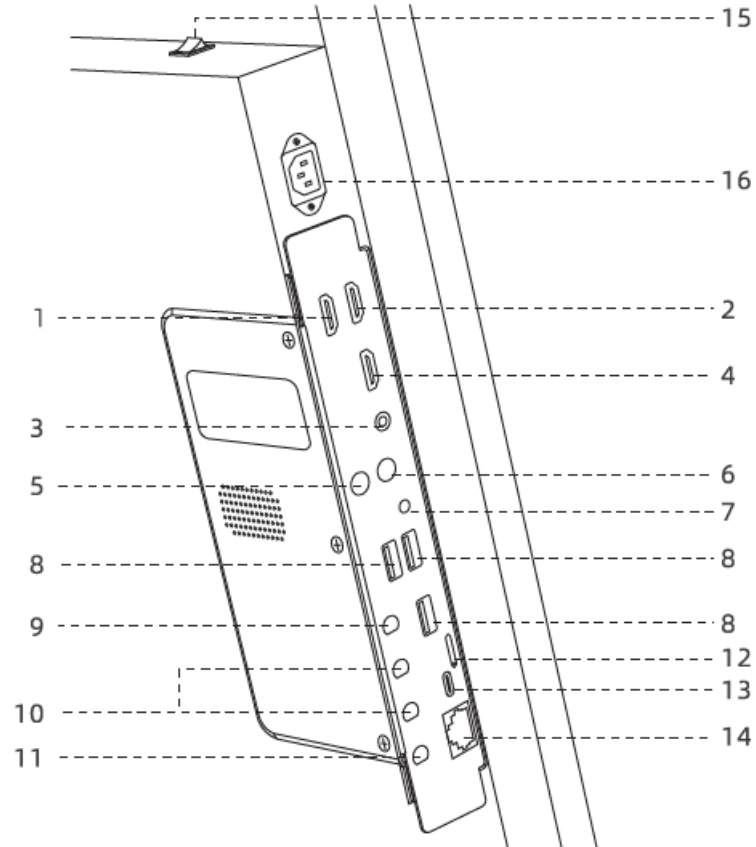


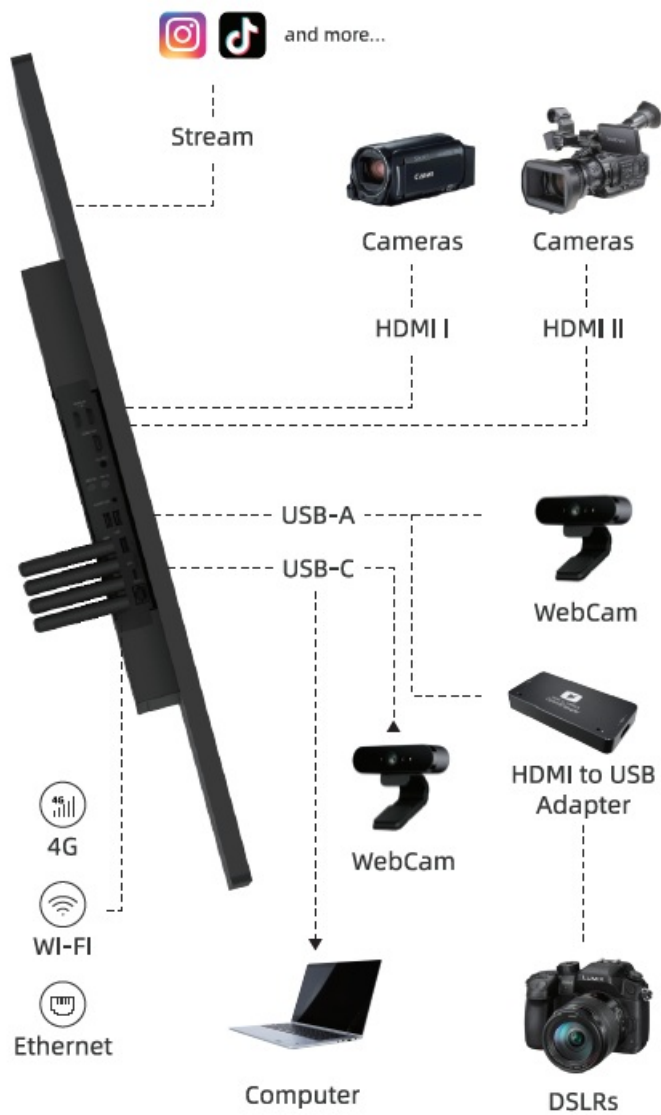
Warning electric shock

Do not plug up the vent in case of electric shock. Please return your Yolo Max to manufacturer for any repairmen or replacement.

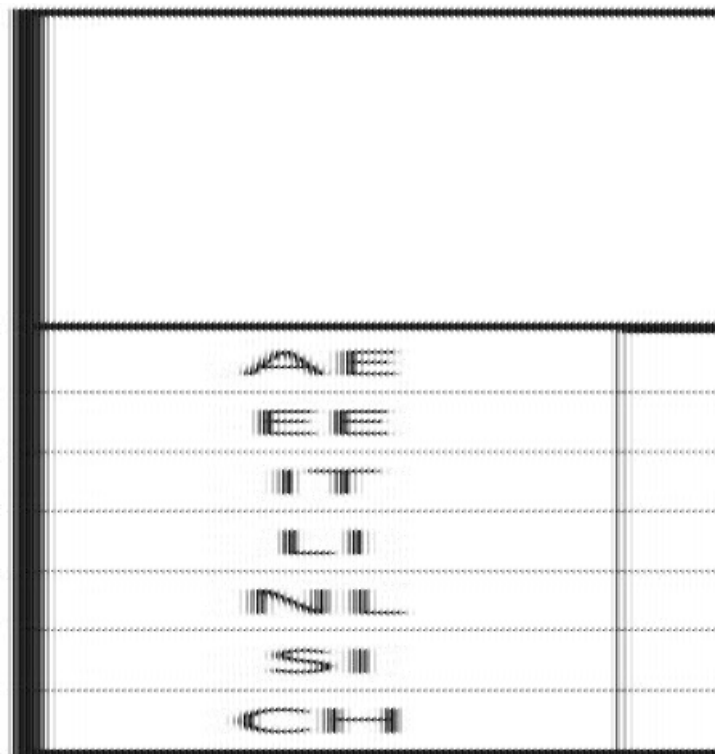
Warnings

- YoloMax 
- WIFI Antenna 
- 4G Antenna 
- 12V External Adapter 
- Spring Wire 
- 220V AC European Standard Power Cord 
- YoloMax User Manual 

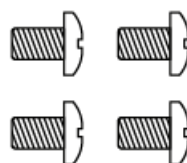




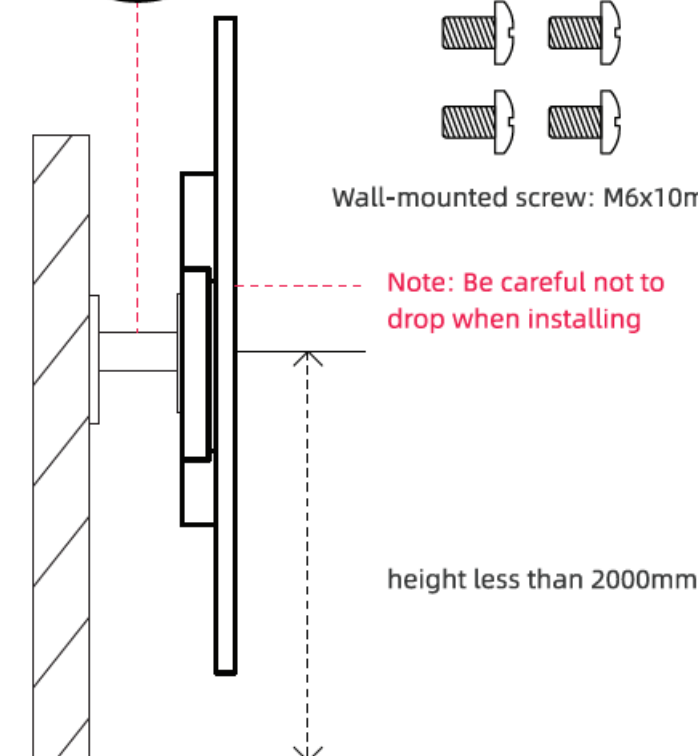





Note:
Wall mounts not included



Wall-mounted screw: M6x10mm



Documents / Resources



[YOLOLIV YoloMax All-in-One Live Streaming Solution](#) [pdf] User Manual
YoloMax, All-in-One Live Streaming Solution, Streaming Solution, All-in-One Live Streaming, Streaming