

YOLOLIV
YoloDeck Streaming
Controller



YOLOLIV YoloDeck Streaming Controller User Guide

[Home](#) » [YOLOLIV](#) » YOLOLIV YoloDeck Streaming Controller User Guide 

Contents

- 1 YOLOLIV YoloDeck Streaming Controller
- 2 Connect YoloDeck
- 3 Customize YoloDeck
- 4 Add Extra Actions
- 5 Navigate Pages
- 6 Delete Actions
- 7 Adjustable Stand
- 8 FAQ
- 9 Documents / Resources
 - 9.1 References
- 10 Related Posts

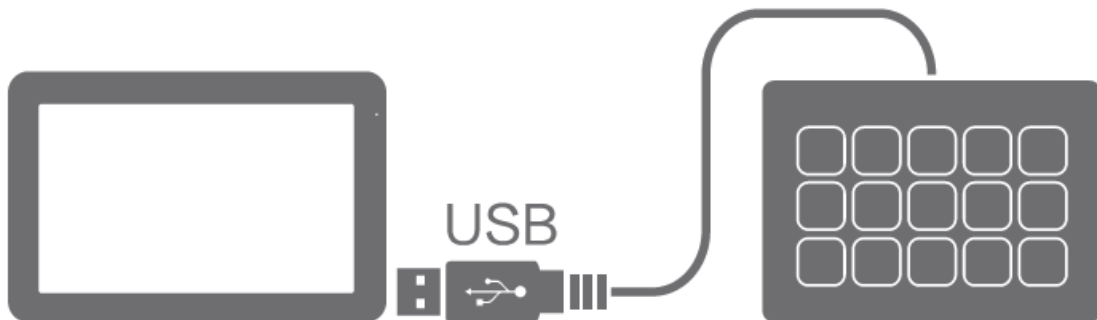


YOLOLIV YoloDeck Streaming Controller



Connect YoloDeck

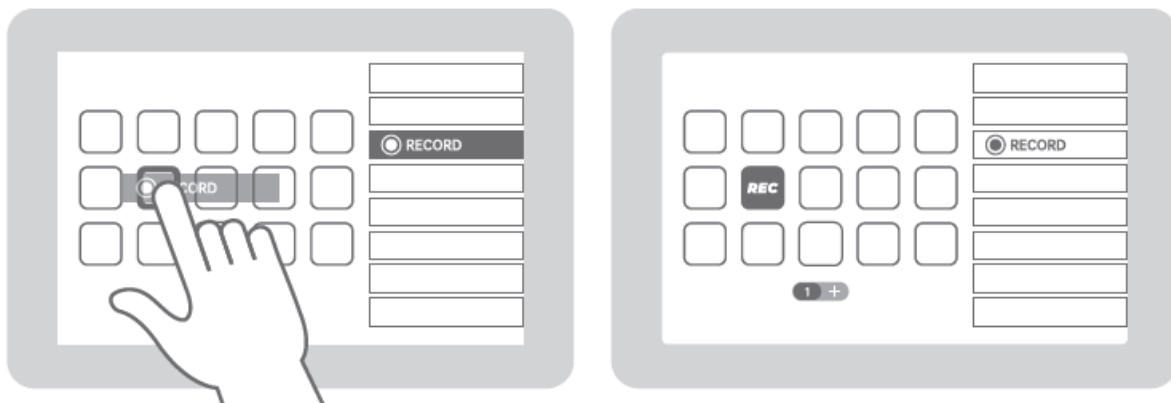
Connect YoloDeck with any USB-A/USB-C port of YoloBox Ultra. The 15 defaulted actions will be automatically detected and ready to use once you enter a live stream event.



Note: Currently YoloDeck only works with YoloBox Ultra. The compatibility for other YoloBox models will be released soon.

Customize YoloDeck

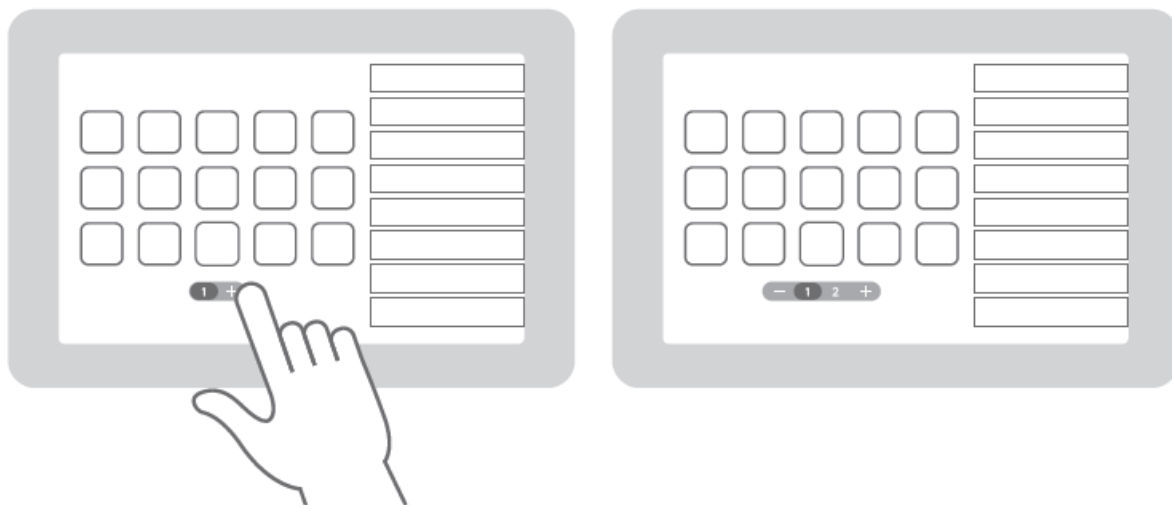
Enter “Live Streaming Mode” > navigate to “Settings” > “YoloDeck Configuration” to customize the keys. Drag actions from the right side and drop them onto the keys directly on YoloBox Ultra.





Note: YoloDeck only works for the live streaming mode. No laptop is required to customize the buttons.

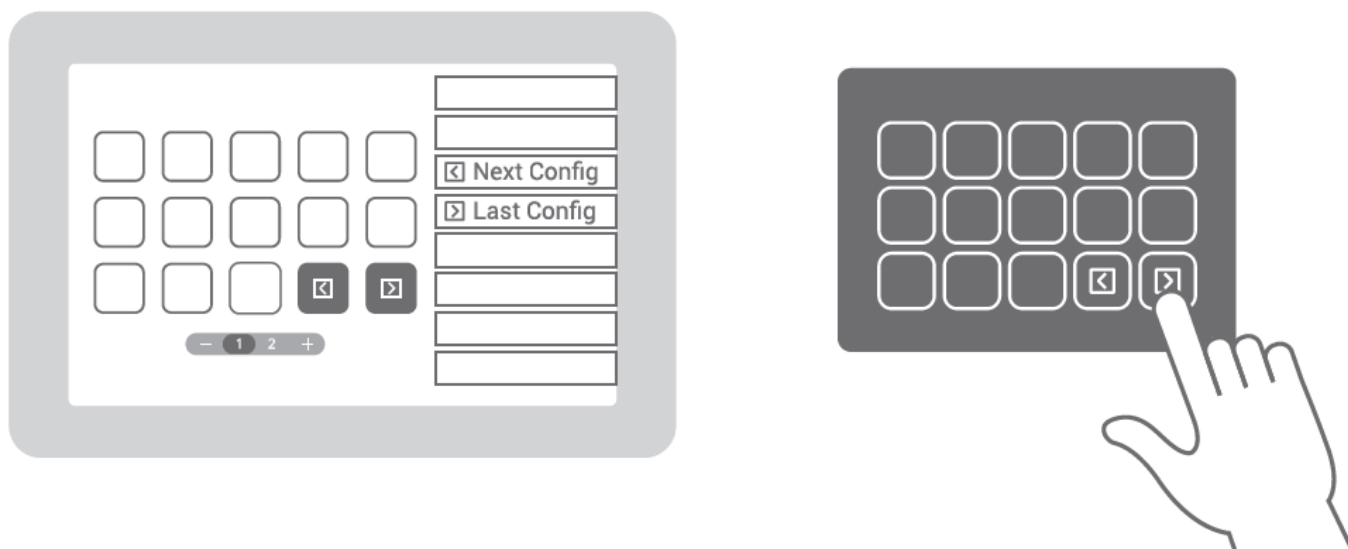
Add Extra Actions

Click the “+” icon to add a page for extra actions. YoloDeck allows you to add unlimited pages of buttons.



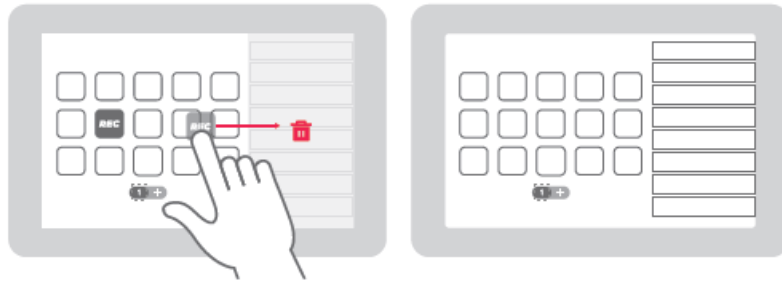
Navigate Pages

Tap the  and  keys to navigate to the previous or next page.



Delete Actions

Long press on a key to trigger the “Delete” button. Drag and drop an action on it to delete it.



Adjustable Stand

Use the adjustable stand to support the YoloDeck. Adjust the stand to get the best support.



Plan for Smooth Streaming

For optimal performance, ensure you've setup everything like the streaming mode, destinations, graphics, video sources for replay and more before using YoloDeck for control. For more information about YoloDeck, please visit: <https://www.yololiv.com/yolo-deck>


Need technical support or have a great idea for a new feature? Email us at contact@yololiv.com.

FAQ

Q: Can I use YoloDeck with other YoloBox models?

A: Currently, YoloDeck only works with YoloBox Ultra. Compatibility with other YoloBox models will be released soon.

Documents / Resources

	YOLOLIV YoloDeck Streaming Controller [pdf] User Guide YoloDeck Streaming Controller, Streaming Controller, Controller
---	---

References

- [YoloDeck: The Ultimate Streaming Controller for YoloBox](#)
- [User Manual](#)

[Manuals+](#). [Privacy Policy](#)

This website is an independent publication and is neither affiliated with nor endorsed by any of the trademark owners. The "Bluetooth®" word mark and logos are registered trademarks owned by Bluetooth SIG, Inc. The "Wi-Fi®" word mark and logos are registered trademarks owned by the Wi-Fi Alliance. Any use of these marks on this website does not imply any affiliation with or endorsement.