

YIFOR B0C3M6GB2F Drip Irrigation System Kits



YIFOR B0C3M6GB2F Drip Irrigation System Kits Instruction Manual

[Home](#) » [YIFOR](#) » YIFOR B0C3M6GB2F Drip Irrigation System Kits Instruction Manual 

Contents

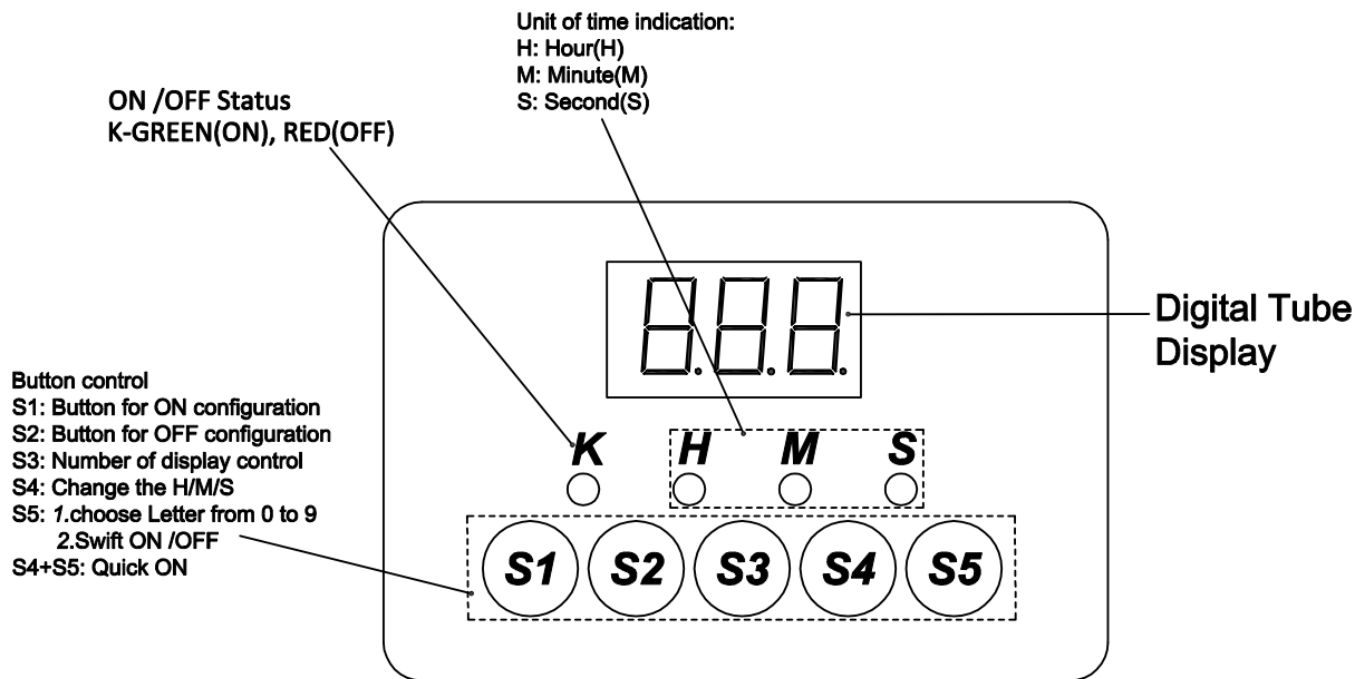
- 1 YIFOR B0C3M6GB2F Drip Irrigation System Kits
- 2 Overview
- 3 Technical Parameter
- 4 Operation
- 5 Documents / Resources
 - 5.1 References

YIFOR

YIFOR B0C3M6GB2F Drip Irrigation System Kits



Overview




Technical Parameter

1. **Work voltage:** DC9~24V
2. **Max current:** 6A
3. **Minimum set:** 1 second
4. **Maximum set:** 999 hour

Operation

- **A,** Connect the timer with power and machine. The display shows 10, and the (K) and (S) stay ON, then the machine begins to work. The initiation default value is 10 second(ON)+10 seconds(OFF)
- **B,** How to set up the “ON” for cycle:



- Long pressure S1 (n for 3 seconds. (K) become green, (S) keep flashing.
- Press S4, to set up the Hour (H– flashing). Press S4 again to set up the Minute(M- Flashing); Press S4 again to set up the seconds(S– flashing).
- Set up the ON time: Press S3, The Digital tube display keeps flashing, then press S5 to settle the time you need. For example, set up 38 seconds, it shows 038 in display 0 .




- Long press s1 (for 3 seconds for ON confirmation.
- **C,** How to set up the “OFF” for cycle:



- Long pressure S2 for 3 seconds. (K) become red, (S) keep flashing.
- Press S4, to set up the Hour (H– flashing). Press S4 again to set up the MinuteM–

Flashing); Press S4 again to set up the seconds(S– flashing).

- Set up the OFF time: Press S3, The Digital tube display keeps flashing, then press S5 to settle the time you need. For example, set up 10 seconds, it shows 0.1.0 in display 



- Long press S2 for 3 seconds for OFF confirmation.

- **D**,How to operate startup and shutdown.



- Long press S5 for 3 seconds. The cycle timer operates startup and shutdown
- Simultaneous press S4+S5, The cycle timer will always work.


—How to check the ON/OFF status in running.

If you need to check the “ON” and “OFF” time configuration when the timer is working, you can press S1 to check the ON time and press S2 to check the OFF time. It stays 3 seconds only for check.

—New Function

Increased the set value memory. The power is not cut off manually, When the power is restored, the timer works automatically.

Documents / Resources

	<p>YIFOR B0C3M6GB2F Drip Irrigation System Kits [pdf] Instruction Manual B0C3M6GB2F Drip Irrigation System Kits, B0C3M6GB2F, Drip Irrigation System Kits, Irrigation System Kits, System Kits</p>
---	---

References

- [User Manual](#)

[Manuals+](#). [Privacy Policy](#)

This website is an independent publication and is neither affiliated with nor endorsed by any of the trademark owners. The "Bluetooth®" word mark and logos are registered trademarks owned by Bluetooth SIG, Inc. The "Wi-Fi®" word mark and logos are registered trademarks owned by the Wi-Fi Alliance. Any use of these marks on this website does not imply any affiliation with or endorsement.