




YEELIGHT YLFWD-0008 CUBE Smart Lamp User Guide

[Home](#) » [Yeelight](#) » YEELIGHT YLFWD-0008 CUBE Smart Lamp User Guide 

YEELIGHT YLFWD-0008 CUBE Smart Lamp

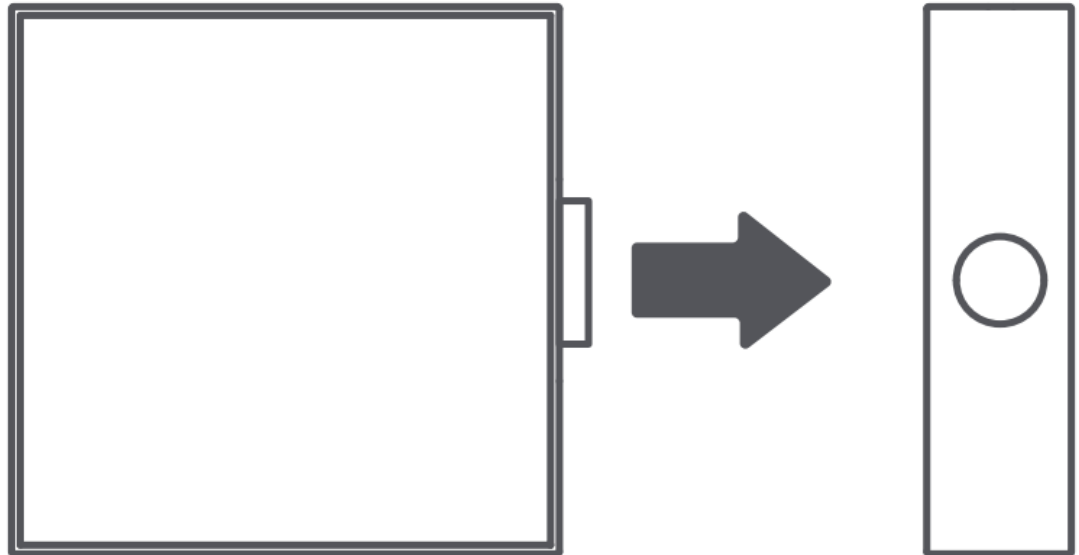


Contents

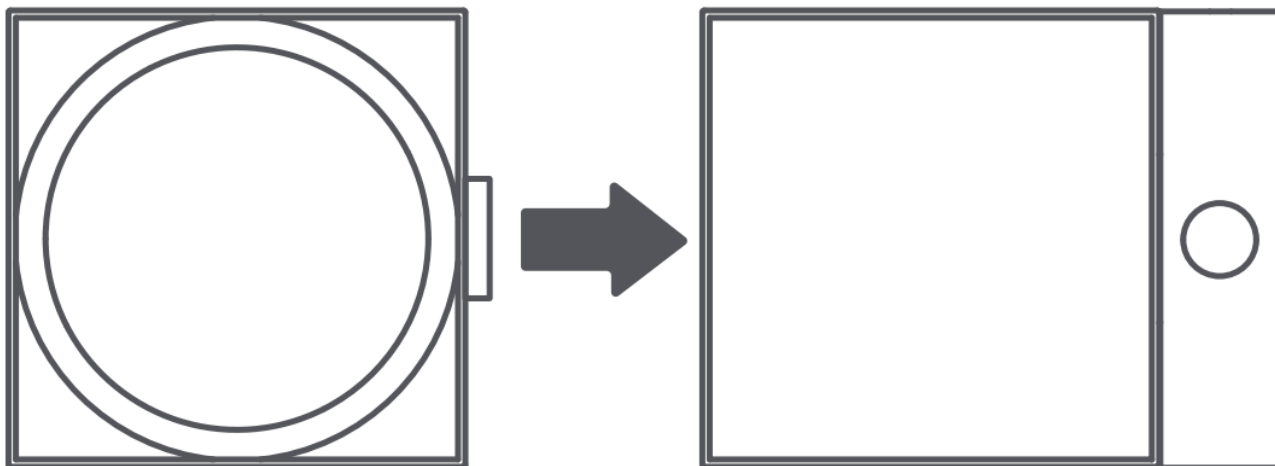
- [1 Setup Instructions](#)
- [2 Button Faction](#)
- [3 How to Reset](#)
- [4 Specifications](#)
- [5 Warnings & Cautions](#)
- [6 FCC Compliance Statement](#)
- [7 Customers Support](#)
- [8 Documents / Resources](#)
- [9 Related Posts](#)

Setup Instructions

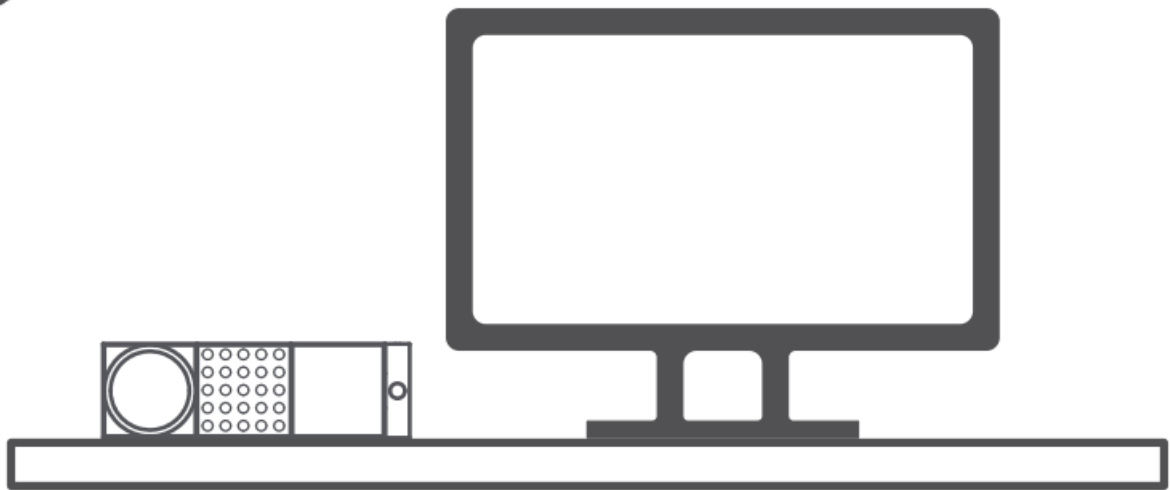
1



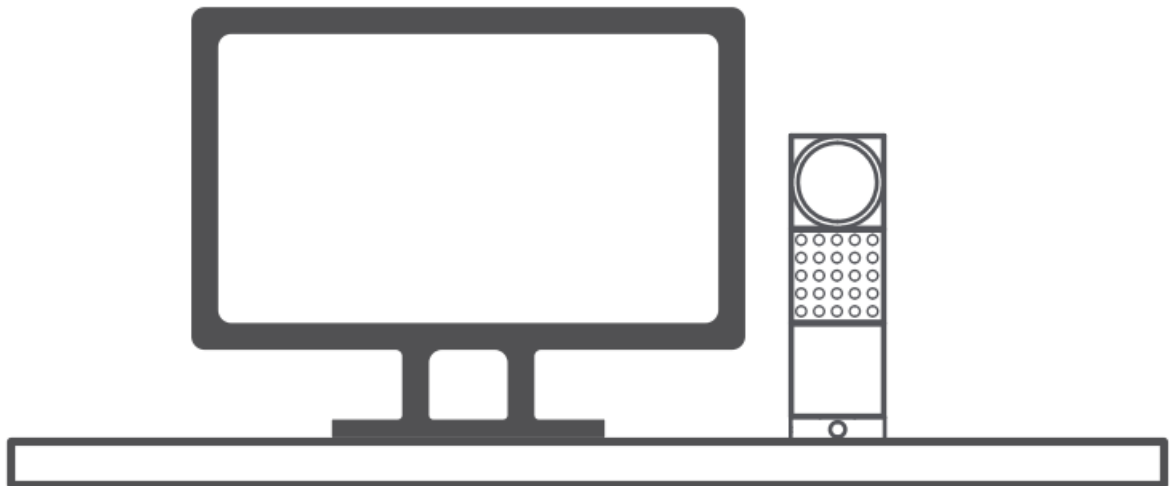
2



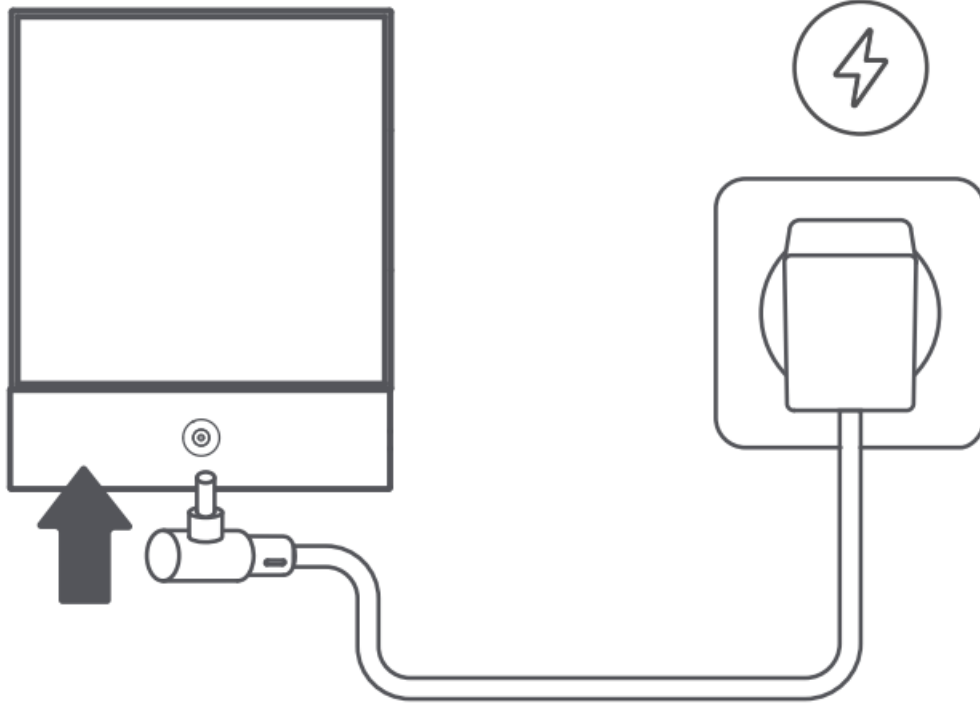
3



or



4



Download on the
App Store

or



ANDROID APP ON
Google Play

5



**Yeelight
Station APP**

Download



6



7



Button Faction

1



1X 
Power On

2



1X 
Scene 1
⌵ ⋮
1X 
Scene 8

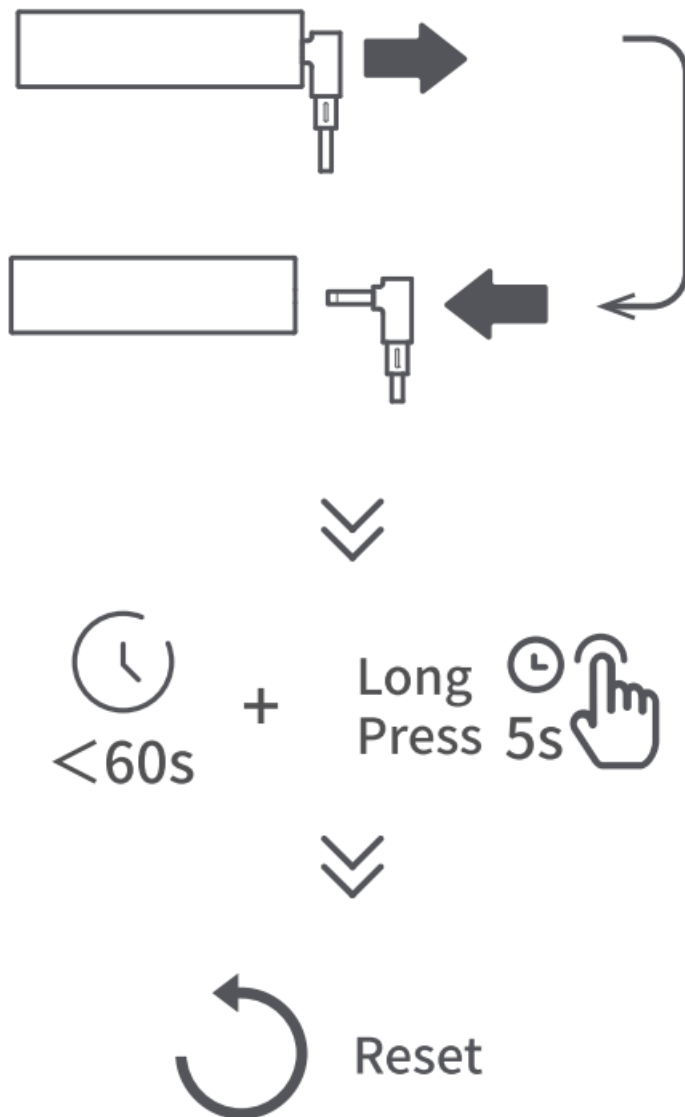


3



Long Press  2s 
Power Off

How to Reset



Within 50 seconds after the device is powered on, long press the touch button on the control box for more than 5 seconds, until the light goes out and turns on again, which will make the reset successful.

Specifications

Model: YLFWD-OD08/YLFWD-0009f/LFWD-0010

Rated input: 12v $\overline{\text{---}}$ 0.21A, 2.5W(lpcs) 12v $\overline{\text{---}}$ 0.8A, IDW(4pcs)

Rated input (with adapter): 100-240V~50/60Hz, 0.14A

Supported Platforms: Android 4_4 & iOS 10. Car above

The maximum expandable quantity: 4pcs

Package Contents: smart lamp X 1, adapter, remote, user manual

Frequency Bands: 2412 MHz-2472 MHz(Wi-Fi),

2402-2480MHz(BT)

Max. Txm Output Power: 19.99dBm(Wi-Fi) 7.82dBm(BT)

Wireless Connection: Wi-Fi IEEE 802.11 b/g/n 2.4GHz,

Bluetooth 5.0 BLE

Replaceable control gear by an end-user.

Warnings & Cautions

Please read the safety instructions carefully and keep it in a safe place.

1. Check the voltage before using the product. Improper voltage may damage the product and cause potential safety hazards.
2. For indoor use only.
3. To prevent early equipment failure, the product should only be installed in an operating environment ranging between: A °F to 77°F (-10°C to 125°C).
4. The equipment is not waterproof.
5. Regularly check the cable, the power supply and all other parts. Do not use the luminaire when any part is damaged.
6. The external flexible cable or cord of this luminaire cannot be replaced. Do not use the luminaire when the cable or cord is damaged.
7. The light source of this luminaire is not replaceable; when the light source reaches its end of life the whole luminaire shall be replaced.
8. Do not disassemble the equipment privately.
9. Keep the equipment away from kids under 3-year-old.
10. The maximum recommended number of connections is 4 pcs.
11. Please be careful to avoid being scratched by the sharp corners of the product.
12. Do not use the equipment when covered or recessed into a surface.
13. Under normal use of condition, this equipment should be kept a separation distance of at least 20cm between the antenna and the body of the user.

FCC Compliance Statement

Any Changes or modifications not expressly approved by the party responsible for compliance could void the user's authority to operate the equipment. This device complies with part 15 of the FCC Rules.

Operation is subject to the following two conditions:

(1) This device may not cause harmful interference, and (2) this device must accept any interference received, including interference that may cause undesired operation.

This equipment has been tested and found to comply with the limits for a Class B digital device, pursuant to part 15 of the FCC Rules. These limits are designed to provide reasonable protection against harmful interference in a residential installation.

This equipment generates uses and can radiate radio frequency energy and, if not installed and used in accordance with the instructions, may cause harmful interference to radio communications. However, there is no guarantee that interference will not occur in a particular installation. If this equipment does cause harmful interference to radio or television reception, which can be determined by turning the equipment off and on, the user is encouraged to try to correct the interference by one or more of the following measures:

1. Reorient or relocate the receiving antenna.
2. Increase the separation between the equipment and receiver.
3. Connect the equipment into an outlet on a circuit different from that to which the receiver is connected.
4. Consult the dealer or an experienced radio/TV technician for help.

This equipment must be installed and operated in accordance with provided instructions and the antenna(s) used for this transmitter must be installed to provide a separation distance of at least 20 cm from all persons and must not be co-located or operating in conjunction with any other antenna or transmitter. End-users and installers must be provided with antenna installation instructions and transmitter operating conditions for satisfying RF exposure compliance.



Hereby, Qingdao Yeelink Information Technology Co.,Ltd., declares that the radio equipment type YLFWD-0008/YLFWD- 0009/YLFWD-0010 is in compliance with Directive 2014/53/EU.



Hereby, Qingdao Yeelink Information Technology Co., Ltd. declares that the radio equipment type YLFWD-0008/YLFWD- 0009/YLFWD-0010 are in compliance with Radio Equipment Regulations 2017.



WEEE Disposal and Recycling

Correct Disposal of this product. This marking indicates that this product should not be disposal with other household wastes throughout the EU.

To prevent possible harm to the environment or human health from uncontrolled waste disposal, recycle it responsibly to promote the sustainable reuse of material resources.

To return your used device, please use the return and collection systems or contact the retailer where the product was purchased. They can take this product for environmental safe recycling.

Customers Support



Manufacturer: Qingdao Yeelink Information Technology Co., Ltd.
Address: I0F-B4, Building B, Qingdao International Innovation Park,
No.1 Keyuan Weiyi Road, Laoshan District, Qingdao City, Shandong

Provi nee, P. R.Ch ina

Website: en.yeelight.com

Customer Service Email: support@yeelight.com



Documents / Resources

	YEELIGHT YLFWD-0008 CUBE Smart Lamp [pdf] User Guide YLFWD-0008 CUBE Smart Lamp, YLFWD-0008, CUBE Smart Lamp, Smart Lamp, Lamp
--	---

[Manuals+](#).