



Yealink MVC900 II User Manual

[Home](#) » [Yealink](#) » Yealink MVC900 II User Manual 

Yealink MVC900 II

Yealink

MVC900 II
Microsoft Teams Rooms System

Microsoft Teams Rooms System for Extra-Large Room

Yealink MVC II series are native and easy-to-use video conferencing solutions specially designed for Microsoft Teams rooms. The MVC II series provides a full-scene video conference solution to cover all of the meeting rooms from large to small. According to the unique characteristics of the video conferencing room, a high-performance mini-PC is specially released. In the design of mini-PC, it takes into account both aesthetics and practicability, that fully integrating the cable management with itself to provide a flexible and reliable deployment solution for any meeting room. The MVC II series features the native Microsoft Teams-tailored user interface that is easy to be operated with a close-to-zero learning curve, and you just walk into the meeting room and start your scheduled Teams or Skype for Business meeting with one-touch join. Yealink MVC900 II includes two UVC80 USB PTZ cameras with 12x optical zoom and it provides you with a multi-camera solution that supports camera layout adjustment to meet the requirements of extra-large meeting rooms.



One Cable
Technology



Multiple
Cameras



Yealink Camera
Control Plug-in



Camera Layout
Adjustment



Wireless Content
Sharing



Device
Management



Contents

- [1 Key Features and Benefits](#)
- [2 Specifications](#)
- [3 Scene Graph in a Conference Room](#)
- [4 Connection](#)
- [5 Documents / Resources](#)
 - [5.1 References](#)
- [6 Related Posts](#)

Key Features and Benefits

Native Microsoft Teams-tailored user interface, smooth conference experience

Native Microsoft Teams-tailored user interface offers a one-touch meeting join. Designed with the idea of multi-function all-in-one, the MTouch II touch panel allows you easily perform call control, camera control, content sharing, and other functions. At the same time, MTouch has a built-in Human Motion Sensor that the conference system can automatically waken up and you can immediately start the conference.

Multi-camera solution, support camera layout

Yealink Camera-Hub can be used with multiple UVC80s to provide a multi-camera solution with the feature of the camera, and users can flexibly switch the camera layouts as needed. The UVC80 camera supports 1080P / 60-frame video calls and is equipped with 12x optical zoom to provide clear and lossless video images.

Content sharing in real-time

The unique wireless content sharing solution provides participants with maximum flexibility, that a one-click content sharing can be simply realized by plugging into the WPP20 only. With a high resolution of 1080P / 30 frames, it provides users with a better content-sharing experience. Besides, the wired content sharing is also available by connecting to the USB-C port or HDMI port.

Simple to deploy, easy to use

With the VCH port, MCore is specially designed for the video meeting rooms that the deployment can be easily extended. At the same time, its all-in-one design with the feature of cable management ensures the stability of the wired connection, and the most appropriate deployment can be achieved according to the layout of the meeting room. One CAT5e is totally enough to connect the TV area and the conference table area and to complete the data transmission and power supply, no additional power supply or extension cable is needed, which not only simplifying the deployment but also effectively reducing deployment costs.

Manage your devices remotely

This solution supports Yealink Device Management Platform/Cloud Service, you can flawlessly manage, monitor, configure, update and diagnose all Yealink audio and video device peripherals on this platform remotely.

Specifications

Package Content

- MCore Mini-PC
- MTouch II touch panel
- Camera-Hub
- 2 x UVC80 USB PTZ camera
- 2 x WPP20 wireless presentation pod

Preload

- Windows 10 IoT Enterprise X64
- Windows 10 IoT Enterprise License
- Microsoft Teams Rooms App, support Skype for Business on-premise/online and Teams meetings
- Yealink RoomConnect

MCore Mini-PC

- 8th-gen Intel® QUAD-CORE i5
- Memory: 8GB (2 x 4GB)
- Storage: 128GB SSD
- 2 x HDMI video output with CEC supported
- Bluetooth and Wi-Fi
- 1 x Yealink VCH port, connect to MTouch II
- 4 x USB3.0 Type-A
- 1 x 10/100/1000M Ethernet port
- 1 x Power port
- 1 x Security lock slot
- Built-in cable management

MTouch II touch panel

- 8-inch IPS screen
- 1280 x 800 resolution
- 10-point capacitive touch screen
- 3.5mm headset jack
- Human Motion Sensor
- Angle adjustable bracket (28° ~ 50°)
- 1080P/30FPS FHD for sharing
- Support wired and wireless content sharing
- Built-in Wi-Fi AP for Yealink wireless presentation device
- HDMI/USB-C video input

Camera-Hub

- Support up to 9 cameras
- Support camera layout
- 1 x RCA-in
- 1 x RCA-out
- 1 x Yealink Microphone port (RJ-45)
- 3 x USB 2.0 Type-A
- 1 x Power port

- 1 x Security lock slot
- 1 x Reset slot
- 1 x Ethernet port for camera connection

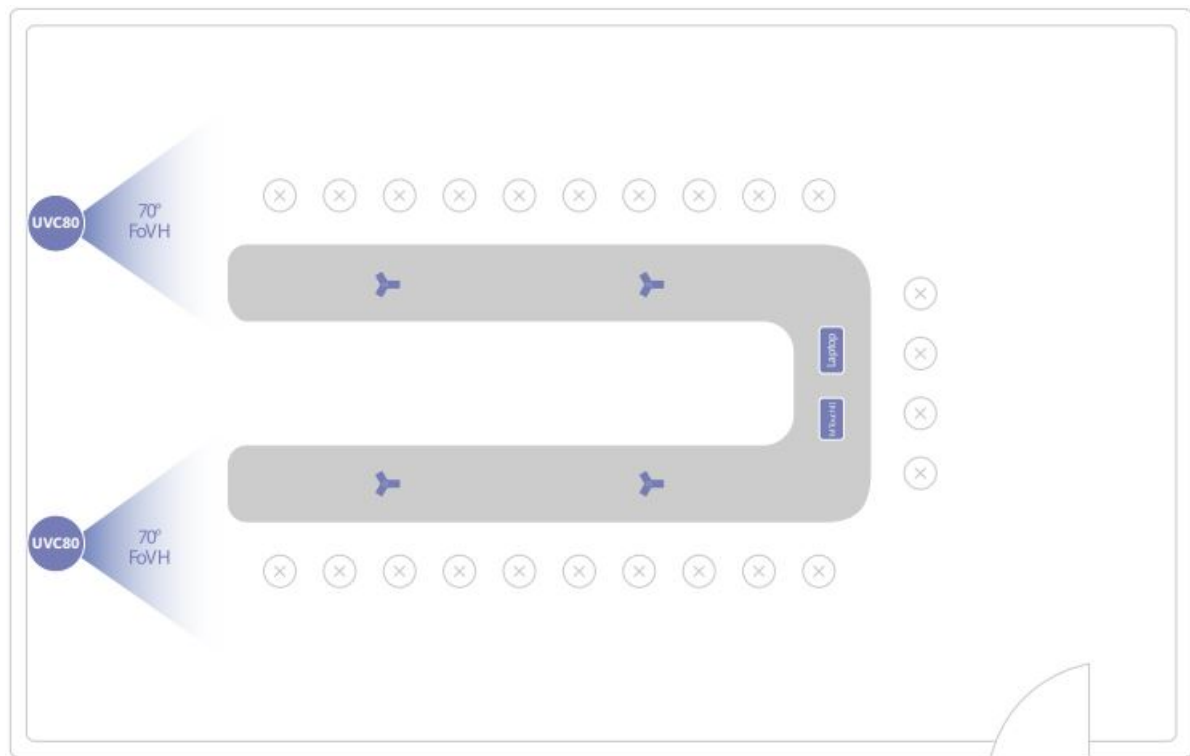
UVC80 USB PTZ Camera

- 1920 x 1080 video resolution
- 60 frame rate
- 12x optical zoom
- Field of view (diagonal): 78.5°
- Auto-framing
- Camera presets
- Pan range: 200°
- Tilt range: 60°
- 1 x Line-in (3.5mm)
- 1 x Line-out (3.5mm)
- 1 x Yealink Microphone port (RJ-45)
- 1 x USB 2.0 Type-B
- 1 x USB 2.0 Type-A
- 1 x Power port
- 1 x Security lock slot
- 1 x Reset slot

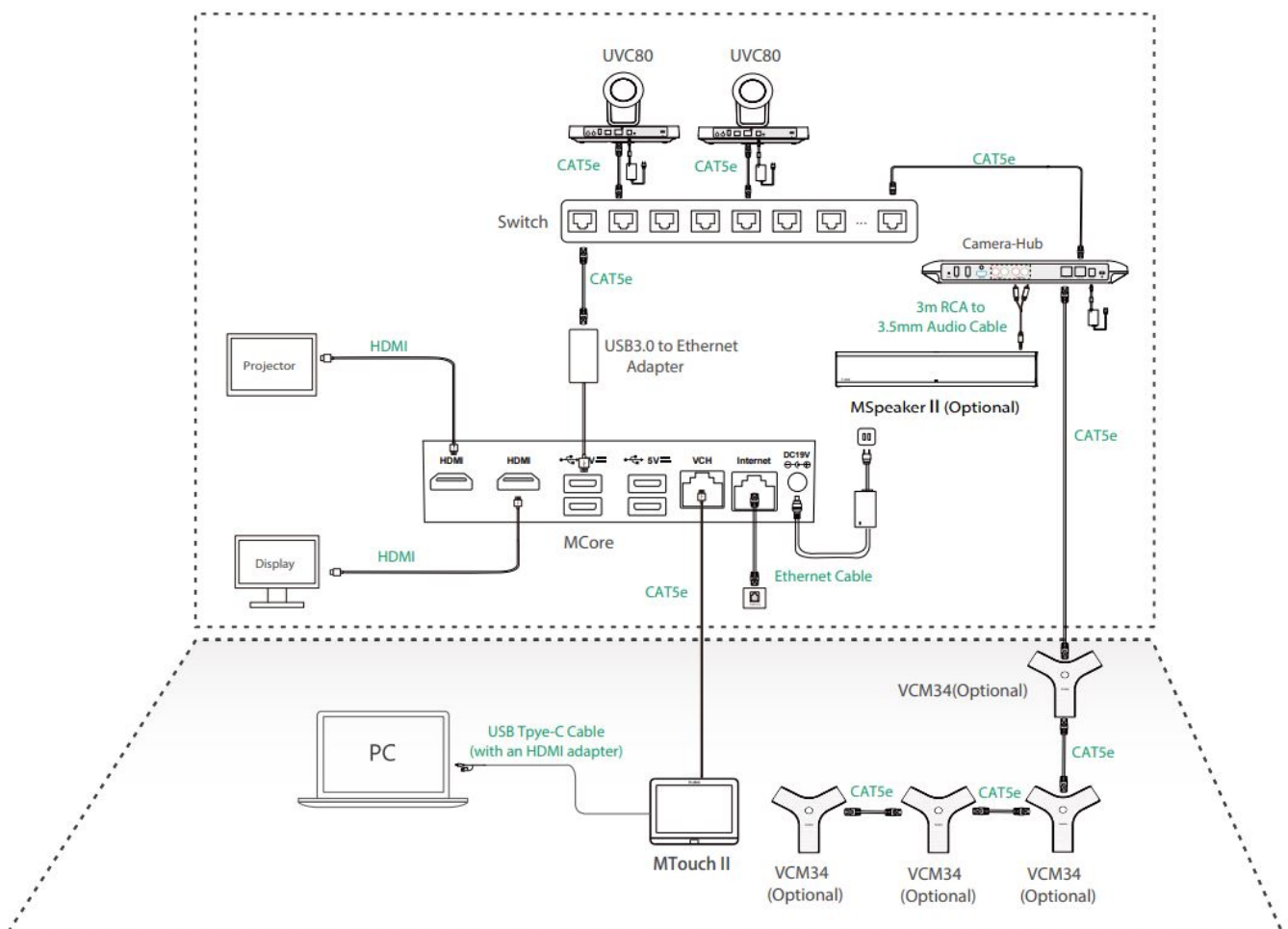
Package Features

- N.W/CTN: 12.1Kg
- G.W/CTN: 13.8Kg
- Carton Meas: 935mm x 413mm x 312mm

Scene Graph in a Conference Room



Connection



Do not connect the switch to the Internet, otherwise, it will cause network abnormalities.



The switch and ethernet cables should be purchased separately.



When starting up the system for the first time, you need to connect a mouse to complete the initial configuration. We recommend using the wireless mouse and keyboard kit.



For more information about the installation and deployment of accessories (for example, the installation of MCore package or the camera-hub), refer to the Quick Start Guide of the corresponding accessory.

About Yealink

Yealink is a global leading provider of enterprise communication and collaboration solutions, offering video conferencing services to worldwide enterprises. Focusing on research and development, Yealink also insists on innovation and creation. With the outstanding technical patents of cloud computing, audio, video, and image processing technology, Yealink has built up a panoramic collaboration solution of audio and video conferencing by merging its cloud services with a series of endpoints products. As one of the best providers in more than 140 countries and regions including the US, the UK, and Australia, Yealink ranks No.1 in the global market share of SIP phone shipments.

Copyright

Copyright © 2020 YEALINK(XIAMEN) NETWORK TECHNOLOGY CO., LTD. Copyright © 2020 Yealink(Xiamen) Network Technology CO., LTD. All rights reserved. No parts of this publication may be reproduced or transmitted in any form or by any means, electronic or mechanical, photocopying, recording, or otherwise, for any purpose, without the express written permission of Yealink(Xiamen) Network Technology CO., LTD.

Technical Support

Visit Yealink WIKI (<http://support.yealink.com/>) for firmware downloads, product documents, FAQs, and more. For better service, we sincerely recommend you to use the Yealink Ticketing system (<https://ticket.yealink.com>) to submit all your technical issues.



<http://www.yealink.com>

YEALINK(XIAMEN) NETWORK TECHNOLOGY CO., LTD.

Web: www.yealink.com


Address: No.1 Ling-Xia North Road, High Tech Park,
Huli District, Xiamen, Fujian, P.R. China

Copyright©2020 Yealink Inc. All right reserved.

Email: sales@yealink.com

Web: www.yealink.com

Documents / Resources

	Yealink MVC900 II [pdf] User Manual MVC900 II
---	--

References

-  [Yealink Support](#)

- [Y Yealink | UC & C Terminal, Video Collaboration, Conference Phone, IP Phone, Headsets & Video Conferencing](#)
- [Y Yealink Ticket](#)

Manuals+.