



Yealink MVC640 Microsoft Teams Rooms System User Guide

[Home](#) » [Yealink](#) » Yealink MVC640 Microsoft Teams Rooms System User Guide 

Contents

- [1 Yealink MVC640 Microsoft Teams Rooms System](#)
- [2 Package Contents](#)
- [3 Package \(Camera\)](#)
- [4 Wireless Sharing](#)
- [5 Declaration of Conformity](#)
- [6 Safety instructions](#)
- [7 Troubleshooting](#)
- [8 Documents / Resources](#)



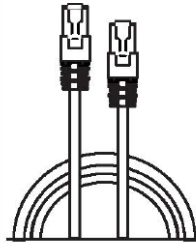
Yealink MVC640 Microsoft Teams Rooms System



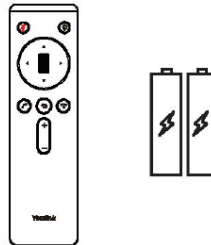
Package Contents



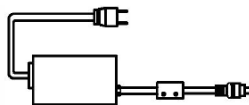
UVC84



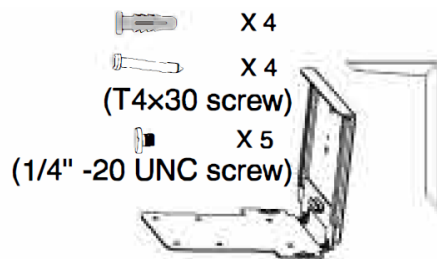
(7.5m, 24.60ft)
Ethernet Cable



VCR20 Remote Control




Power Adapter (48V/0.7A)




Mounting Bracket and Accessories



Velcro X 5



Quick Start Guide



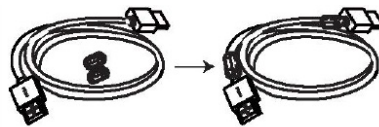
(2.5m, 8.20ft)

USB Cable

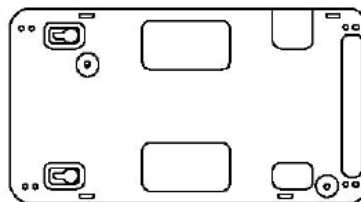
Package (Camera)



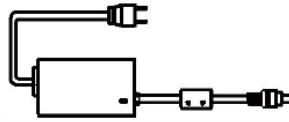
MCore



1.8M HDMI Cable × 2



Bracket



Power Adapter



Velcro × 2



× 4

× 4




× 2

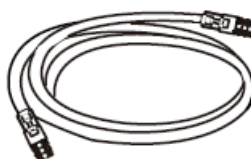
(M3×8 screw)

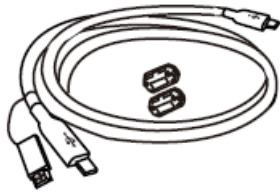


MCore Package (Mini-PC)



MTouch II

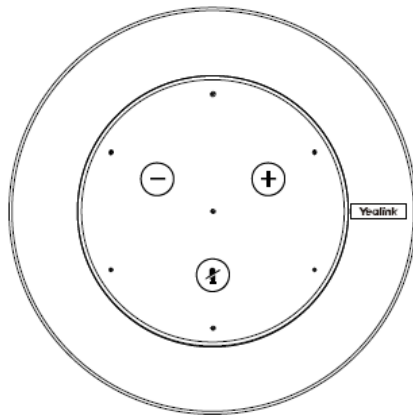





× 2

(M3×8 screw)


MTouch II Package (Touch Console)



MSpeech



Silicone Pad

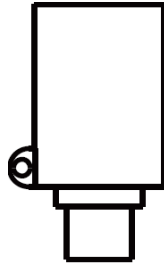


MSpeech Quick Start Guide


MSpeech Package



WPP20



Type-C Adapter



WPP20 Quick Start Guide

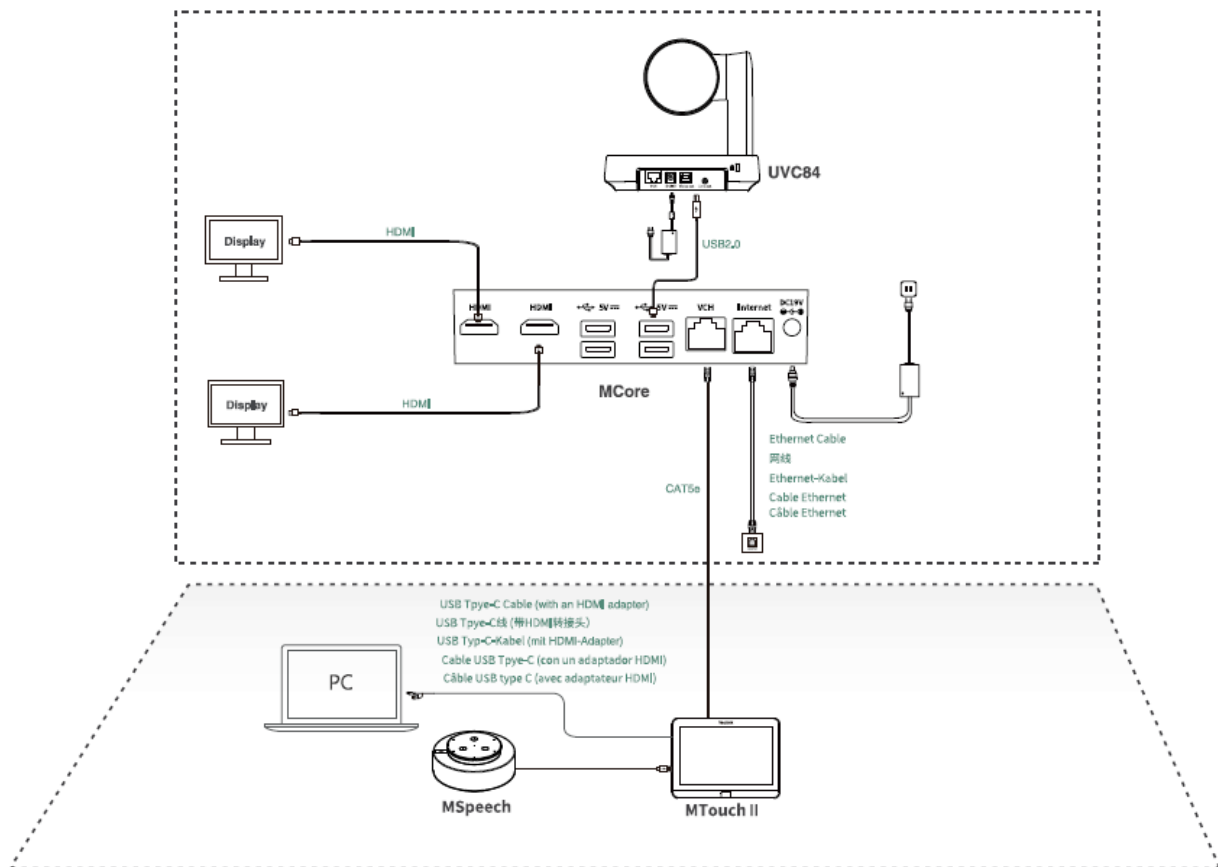
(Optional) WPP20 Wireless Sharing Package



Pen holder

- We recommend that you use the accessories provided or approved by Yealink. The use of unapproved third-party accessories may result in poor performance.

MVC640 Connection



- When starting up the system for the first time, you need to connect a mouse to complete the initial configuration. We recommend using the wireless mouse and keyboard kit.


Wireless Sharing

Procedure

1. Connect the WPP20 to the USB port of the MTouch II.
2. Wait for about 3 seconds, the WPP20 LED indicator glows solid green. The WPP20 is paired with the MTouch II successfully.
3. Connect the WPP20 to the PC.
4. On the WPP20, press the presentation button to share full screen.



Controlling UVC84 Camera Position Procedure

1. Tap More->  1111 to enter the Camera Control page.

Declaration of Conformity

Date of Issue: 10th /July/2020

We: YEALINK (XIAMEN) NETWORK TECHNOLOGY CO., LTD,

Address: 309, 3rd Floor, No.16, Yun Ding North Road, Huli District, Xiamen City, Fujian, P.R.C

Declare that the product

Type: Mini-PC

Model: MCore

meets the essential requirements and other relevant provisions according to the following EC directive

Directive: 2014/30/EU, 2014/35/EU, RED 2014/53/EU

Conformity

The product complies with the following standards:

Safety: EN 62368-1 :2014+A 11 :2017

EMC: EN 55032:2015

EN 55035:2017

EN61000-3-2: 2014

EN61000-3-3: 2013

Radio: ETSI EN 301 489-1 V2.2.3,

ETSI EN 301 489-3 V2.1.1,

ETSI EN 301 489-17 V3.2.2,

ETSI EN 300 328 V2.2.3;

ETSI EN 301 893 V2.1.1

EN 300 440 V2.2.1

Health: EN 62311 :2008; EN62479:2010

Directive 2011/65/EU and (EU)2015/863 of the European Parliament and of the Council of 8 June 2011 and 4 June 2015 on the restriction of the use of certain hazardous substances in electrical and electronic equipment (RoHS 2.0)

Directive 2012/19/EU of the European Parliament and of the Council of 4 July 2012 on Waste electrical and electronic equipment (WEEE)

Regulation (EC) No.1907/2006 of the European Parliament and of the Council of 18 December 2006 on Registration, Evaluation, Authorization, and Restriction of Chemicals (REACH)

NAME: Stone Lu

DATE: 10/July/2020

TITLE: Vice President

YEALINK (EUROPE) NETWORK TECHNOLOGY B.V.

Address: Strawinskylaan 3127. Atrium Building. 8th floor, 1077ZX Amsterdam, the Netherlands

Telephone: +31 (0) 64 61 11 373

Email: EUROPE@Yealink.com

Date of Issue: 30th /June/2020

We: YEALINK (XIAMEN) NETWORK TECHNOLOGY CO., LTD,

Address: 309, 3rd Floor, No.16, Yun Ding North Road, Huli District, Xiamen City, Fujian, P.R.C

Declare that the product

Type: Touch Panel

Model: MTouch II

meets the essential requirements and other relevant provisions according to the following EC directive

Directive: 2014/30/EU, 2014/35/EU, RED 2014/53/EU

Conformity

The product complies with the following standards:

Safety: EN 62368-1 :2020+A 11 :2020

EMC: EN 55032:2015

EN 55035:2017

EN61000-3-2: 2014

EN61000-3-3: 2013

Radio: ETSI EN 301 489-1 V2.2.3,

ETSI EN 301 489-3 V2.1.1,

ETSI EN 301 489-17 V3.2.2,

ETSI EN 300 328 V2.2.3;

ETSI EN 301 893 V2.1.1

EN 300 440 V2.2.1

Health: EN 62311:2008; EN50665:2017

Directive 2011/65/EU and (EU)2015/863 of the European Parliament and of the Council of 8 June 2011 and 4 June 2015 on the restriction of the use of certain hazardous substances in electrical and electronic equipment(RoHS 2.0)

Directive 2012/19/EU of the European Parliament and of the Council of 4.July.2012 on Waste electrical and electronic equipment (WEEE)

Regulation (EC) No.1907/2006 of the European Parliament and of the Council of 18.December.2006 on Registration, Evaluation, Authorization, and Restriction of Chemicals (REACH)

Date of Issue: 30th /Jan/2021

NAME: Stone Lu

DATE: 30/June/2020

TITLE: Vice President

We: YEALINK (XIAMEN) NETWORK TECHNOLOGY CO., LTD, Address: 309, 3rd Floor, No.16, Yun Ding North Road, Huli District, Xiamen City, Fujian, P.R.C

Declare that the product

Type: Video Conferencing Camera

Model: UVC84

meets the essential requirements and other relevant provisions according to the following EC directive Directive: 2014/30/EU, 2014/35/EU, RED 2014/53/EU

Conformity

The product complies with the following standards:

Safety: EN 62368-1 :2014+A 11 :2017

EMC:EN 55032:2015

EN 55035:2017

EN61000-3-2: 2014

EN61000-3-3: 2013

Radio: ETSI EN 301 489-1 V2.2.3,

ETSI EN 301 489-3 V2.1.1,

ETSI EN 301 489-17 V3.2.2,

ETSI EN 300 328 V2.2.3;

ETSI EN 301 893 V2.1.1

EN 300 440 V2.2.1

Health: N 62311 :2008; EN62479:2010

Directive 2011/65/EU and (EU)2015/863 of the European Parliament and of the Council of 8 June 2011 and 4 June 2015 on the restriction of the use of certain hazardous substances in electrical and electronic equipment(RoHS 2.0)

Directive 2012/19/EU of the European Parliament and of the Council of 4.July.2012 on Waste electrical and electronic equipment(WEEE) Regulation (EC) No.1907/2006 of the European Parliament and of the Council of 18.December.2006 on Registration, Evaluation, Authorization, and Restriction of Chemicals (REACH)ber.2006 on Registration, Evaluation, Authorization, and Restriction of Chemicals (REACH)

NAME: Stone Lu

DATE: 10/Jan/2021

TITLE: Vice President

YEAUNK (EUROPE) NETWORK TECHNOLOGY B.V.

Address: Strawinskylaan 3127, Atrium Building, 8th floor, 1077ZX Amsterdam, the Netherlands

Telephone: +31 (0) 64 61 11 373

Email: EUROPE@Yealink.com

Date of Issue: 28th /Jan/2021

We: YEALINK (XIAMEN) NETWORK TECHNOLOGY CO., LTD,

Address: 309, 3rd Floor, No.16, Yun Ding North Road, Huli District, Xiamen City, Fujian, P.R.C

Declare that the product

Type: AI Meeting Speakerphone

Model: MSpeech

meets the essential requirements and other relevant provisions according to the following EC directive

Directive: 2014/35/EU, 2014/30/EU;

Conformity

The product complies with the following standards:

Safety: EN 62368-1:2020/A11:2020

EMC: EN 55032:2015

EN 55035:2017,

EN61000-3-2: 2014

EN61000-3-3: 2013

Directive 2011/65/EU and (EU)2015/863 of the European Parliament and of the Council of 8 June 2011 and 4 June 2015 on the restriction of the use of certain hazardous substances in electrical and electronic equipment(RoHS 2.0)

Directive 2012/19/EU of the European Parliament and of the Council of 4.July.2012 on Waste electrical and electronic equipment(WEEE)

Regulation (EC) No.1907/2006 of 6 April 2009 implementing Directive 2005/32/EC of the European Parliament and of the Council with regard to eco design requirements for no-load condition electric power consumption and average active efficiency of external power supplies

NAME: Stone Lu

DATE: 28/Jan/2021

TITLE: Vice President

YEALINK (EUROPE) NETWORK TECHNOLOGY B.V.

Address: Strawinskylaan 3127, Atrium Building, 8th floor, 1077ZX Amsterdam, the Netherlands

Telephone: +31 (0) 64 61 11 373

Email: EUROPE@Yealink.com

Safety instructions

Regulatory Notices

Operating Ambient Temperatures

- Operating temperature: +32 to 104°F (0 to 40°C)
- Relative humidity: 5% to 90%, noncondensing
- Storage temperature: -22 to +160°F (-30 to +70°C)

Warranty

Our product warranty is limited only to the unit itself, when used normally in accordance with the operating instructions and the system environment. We are not liable for damage or loss resulting from the use of this product, or for any claim from a third party. We are not liable for problems with Yealink device arising from the use of this product; we are not liable for financial damages, lost profits, claims from third parties, etc., arising from the use of this product.

Explanation of the symbols

DC symbol

 is the DC voltage symbol.

WEEE Warning symbol

To avoid the potential effects on the environment and human health as a result of the presence of hazardous substances in electrical and – electronic equipment, end users of electrical and electronic equipment should understand the meaning of the crossed-out wheeled bin symbol. Do not dispose of WEEE as unsorted municipal waste and have to collect such WEEE separately.

Restriction of Hazardous Substances Directive (RoHS)

This device complies with the requirements of the EU RoHS Directive. Statements of compliance can be obtained by contacting support@yealink.com.

Safety Instructions

Save these instructions. Read these safety instructions before use!

General Requirements

- Before you install and use the device, read the safety instructions carefully and observe the situation during operation.
- During the process of storage, transportation, and operation, please always keep the device dry and clean, avoid collision and crash.
- Please attempt not to dismantle the device by yourself. In case of any discrepancy, please contact the appointed maintenance center for repair.
- Please refer to the relevant laws and statutes while using the device. Legal rights of others should be respected as well.

Environmental Requirements

- Place the device at a well-ventilated place. Do not expose the device under direct sunlight.
- Keep the device dry and free of dusts.
- Do not place the device on or near any inflammable or fire-vulnerable object, such as rubber-made materials.
- Keep the device away from any heat source or bare fire, such as a candle or an electric heater.

Operating Requirements

- Do not let a child operate the device without guidance.
- Do not let a child play with the device or any accessory in case of accidental swallowing.
- Please use the accessories provided or authorized by the manufacturer only.
- The power supply of the device shall meet the requirements of the input voltage of the device. Please use the provided surge protection power socket only.
- Before plugging or unplugging any cable, make sure that your hands are completely dry.
- Do not spill liquid of any kind on the product or use the equipment near water, for example, near a bathtub, washbowl, kitchen sink, wet basement or near a swimming pool.
- During a thunderstorm, stop using the device and disconnect it from the power supply. Unplug the power plug and the Asymmetric Digital Subscriber Line (ADSL) twisted pair (the radio frequency cable) to avoid lightning strike.
- If the device is left unused for a rather long time, disconnect it from the power supply and unplug the power plug.
- When there is smoke emitted from the device, or some abnormal noise or smell, disconnect the device from the power supply, and unplug the power plug immediately.
- Contact the specified maintenance center for repair.
- Do not insert any object into equipment slots that is not part of the product or auxiliary product.
- Before connecting a cable, connect the grounding cable of the device first. Do not disconnect the grounding cable until you disconnect all other cables.

Cleaning Requirements

- Before cleaning the device, disconnect it from the power supply.
- Use a piece of soft, dry and anti-static cloth to clean the device.

- Keep the power plug clean and dry.

Troubleshooting

The unit cannot supply power to device other than Yealink device. There is a bad connection with the plug.

1. Clean the plug with a dry cloth.
2. Connect it to another wall outlet.

The usage environment is out of operating temperature range.

1. Use in the operating temperature range.

The cable between the unit and the Yealink device is connected incorrectly. 1. Connect the cable correctly. You cannot connect the cable properly.

1. You may have connected a wrong Yealink device.
2. Use the correct power supply.

Some dust, etc., may be in the port.

1. Clean the port.

Contact your dealer or authorized service facility for any further questions.

FCC Statement

This device complies with part 15 of the FCC Rules. Operation is subject to the following two conditions:

1. this device may not cause harmful interference, and
2. this device must accept any interference received, including interference that may cause undesired operation.

Any Changes or modifications not expressly approved by the party responsible for compliance could void the use? s authority to operate the equipment.

IC Statement

This device complies with Industry Canada's licence-exempt RSSs. Operation is subject to the following two conditions:

1. this device may not cause interference; and
2. this device must accept any interference, including interference that may cause undesired operation of the device. CAN ICES-3(B)

Radiation Exposure Statement

This equipment complies with FCC and IC radiation exposure limits set forth for an uncontrolled environment. This equipment should be installed and operated with minimum distance 20cm between the radiator and your body.

Contact Information

YEALINK NETWORK TECHNOLOGY CO.,L TD.

309, 3rd Floor, No.16, Yun Ding North Road, Huli District, Xiamen City, Fujian, P.R. C YEALINK (EUROPE) NETWORK TECHNOLOGY B.V. Strawinskyiaan 3127, Atrium Building, 8th floor, 1077ZX Amsterdam, The Netherlands YEALINK (USA) NETWORK TECHNOLOGY CO., LTD. 999 Peachtree Street Suite 2300, Fulton, Atlanta, GA, 30309, USA
Made in China

About Yealink

Yealink (Stock Code: 300628) is a global brand that specializes in video conferencing, voice communications and collaboration solutions with best-in-class quality, innovative technology and user-friendly experience. As one of the best providers in more than 140 countries and regions, Yealink ranks No.1 in the global market share of SIP phone shipments (Global IP Desktop Phone Growth Excellence Leadership Award Report, Frost & Sullivan, 2019).

Technical Support

Visit Yealink WIKI (<http://support.yealink.com/>) for the latest firmware, guides, FAQ, Product documents, and more. For better service, we sincerely recommend you to use Yealink Ticketing system (<https://ticket.yealink.com>) to submit all your technical issues.




YEALINK(XIAMEN) NETWORK TECHNOLOGY CO.,LTD.

Web: www.yealink.com

Copyright©2021 YEALINK(XIAMEN) NETWORK TECHNOLOGY CO.,L TD.All rights reserved.

Documents / Resources

	<p>Yealink MVC640 Microsoft Teams Rooms System [pdf] User Guide C4, F13, MVC640, Microsoft Teams Rooms System, MVC640 Microsoft Teams Rooms System, Rooms System</p>
---	--