



Yeastlink MVC II Series for Microsoft Teams Rooms System User Guide

[Home](#) » [Yeastlink](#) » Yealink MVC II Series for Microsoft Teams Rooms System User Guide 


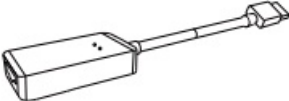





**Yeastlink Network Technology CO., LTD Yealink MVC II
Series for Microsoft Teams Rooms System
Quick Start Guide (V2.0)**

Contents

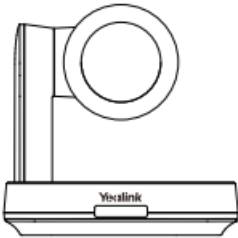
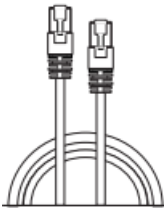

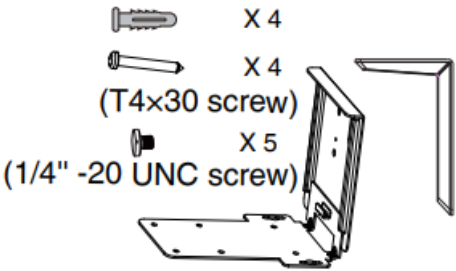


- 1 MVC940 Package Contents
- 2 Camera-Hub Package
- 3 UVC84 Package×2 (Camera)
- 4 Moore Package (Mini-PC)
- 5 MyTouch II Package (Touch Console)
- 6 MVC840 Package Contents
- 7 UVC84 Package (Camera)
- 8 Moore Package (Mini-PC)
- 9 MyTouch II Package (Touch Console)
- 10 (Optional) speaker II Package (Soundbar)
- 11 (Optional) VCM34 Package (Microphone)
- 12 (Optional) IEEE 802.3af Compliant PoE Switch
- 13 UVC84 Package (Camera)
- 14 Moore Package (Mini-PC)
- 15 MyTouch II Package (Touch Console)
- 16 MacSpeech Package
- 17 MVC320 Package Contents
- 18 UVC30 Package (Camera)
- 19 more Package (Mini-PC)
- 20 MyTouch II Package (Touch Console)
- 21 MVC940 Connection
- 22 MVC840 Connection
- 23 MVC640 Connection
- 24 MVC320 Connection
- 25 Wireless Sharing
- 26 Declaration of Conformity
- 27 Declaration of Conformity
- 28 Safety instructions
- 29 Troubleshooting
- 30 FCC Statement
- 31 IC Statement
- 32 Documents / Resources
 - 32.1 References
- 33 Related Posts

MVC940 Package Contents


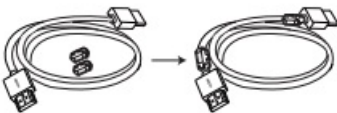
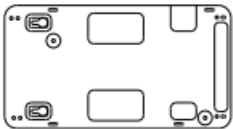



| | | |
|---|---|---|
|  |  |  |
| Camera-Hub | USB3.0 to RJ45 Adapter | 3m Ethernet Cable |

| | |
|---|--|
|  |  |
| Cable Tie×5 | 3m RCA to 3.5mm Audio Cable |




Camera-Hub Package

| | | |
|---|--|---|
|  |  |  |
| UVC84 | (7.5m, 24.60ft) Ethernet Cable | VCR20 Remote Control |
|  |  |  |
| Mounting Bracket and Accessories | Velcrox5 | Quick Start Guide |


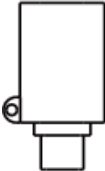

UVC84 Package×2 (Camera)

| | | |
|---|---|---|
|  |  |  |
| Moore | 1.8M HDMI Cable×2 | Bracket |
|  |  |  |
| Velcrox2 | Expansion Screws and Machine Screws | Screwdriver |

Moore Package (Mini-PC)


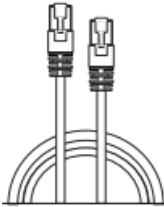

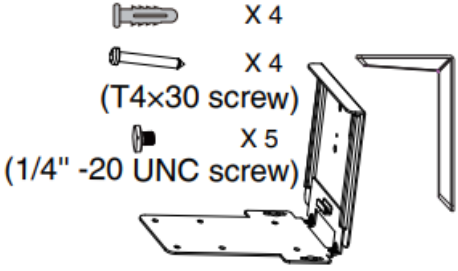


| | | | |
|---|---|---|----|
|  |  |  | |
| MyTouch II | 7.5m Ethernet Cable | USB Type-C Cable (with an HDMI adapter) | Sc |

MyTouch II Package (Touch Console)


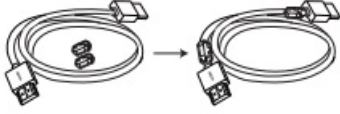
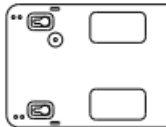


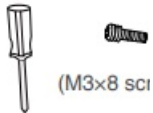
| | | |
|--|---|---|
|  |  |  |
| WPP20 | Type-C Adapter | Quick Start Guide |

WPP20 Wireless Sharing Package×2 Pen Holder




MVC840 Package Contents

| | | |
|---|--|---|
|  |  |  |
| UVC84 | (7.5m, 24.60ft) Ethernet Cable | VCR20 Remote Contr |
|  |  |  |
| Mounting Bracket and Accessories | Velcro×5 | Quick Start Guide |



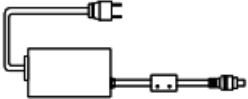
UVC84 Package (Camera)



| | | |
|---|---|---|
|  |  |  |
| Moore | 1.8M HDMI Cable×2 | Bracket |
|  |  |  |
| Velcro×2 | Expansion Screws and Machine Screws | Screwdriver |

Moore Package (Mini-PC)




| | | | |
|--|---|---|----|
|  |  |  | |
| MyTouch II | 7.5m Ethernet Cable | USB Type-C Cable (with an HDMI adapter) | Sc |

MyTouch II Package (Touch Console)




| | | |
|---|---|---|
|  |  |  |
| speaker II | Wall Mount Bracket | Power Adapter |

| | |
|---|---|
|  |  |
| Expansion Screws and Machine Screws | 3.5 mm Audio Cable |

(Optional) speaker II Package (Soundbar)




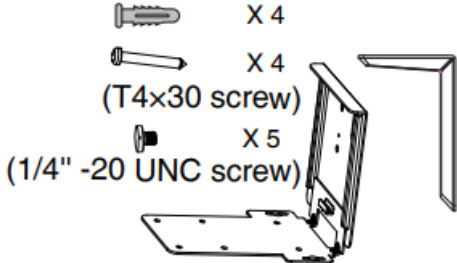


| | | |
|---|---|---|
|  |  |  |
| VCM34 | 3m Ethernet Cable | Silicone Pad×2 |

(Optional) VCM34 Package (Microphone)


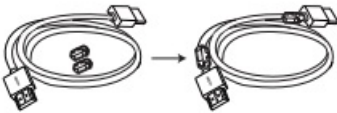
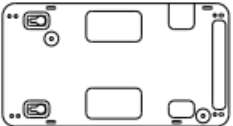
| | | |
|---|---|---|
|  |  |  |
| WPP20 | Type-C Adapter | Quick Start Guide |



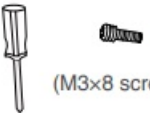
(Optional) WPP20 Wireless Sharing Package Pen Holder

(Optional) IEEE 802.3af Compliant PoE Switch



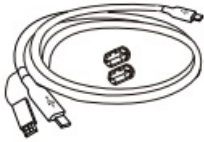
| | | |
|---|--|---|
|  |  |  |
| UVC84 | (7.5m, 24.60ft) Ethernet Cable | VCR20 Remote Contr |
|  |  |  |
| Mounting Bracket and Accessories | Velcro×5 | Quick Start Guide |

UVC84 Package (Camera)

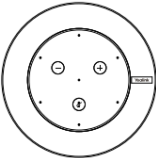

| | | |
|--|--|--|
|  |  |  |
| Moore | 1.8M HDMI Cable×2 | Bracket |

| | | |
|---|---|---|
|  |  |  |
| Velcro×2 | Expansion Screws and Machine Screws | Screwdriver |


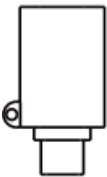

Moore Package (Mini-PC)

| | | | |
|---|---|---|----|
|  |  |  | |
| MyTouch II | 7.5m Ethernet Cable | USB Type-C Cable (with an HDMI adapter) | Sc |

MyTouch II Package (Touch Console)

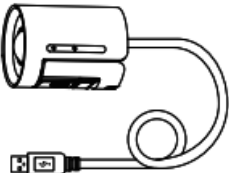

| | | |
|--|---|-------------------|
|  |  | |
| speech | Silicone Pad | Quick Start Guide |

MacSpeech Package


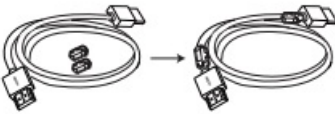
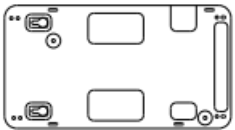
| | | |
|---|---|---|
|  |  |  |
| WPP20 | Type-C Adapter | Quick Start Guide |



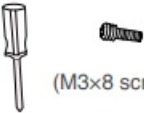
(Optional) WPP20 Wireless Sharing Package Pen Holder

MVC320 Package Contents




| | | |
|---|--|--|
|  |  | |
| UVC30 Room | Camera Lens Privacy cover | |

UVC30 Package (Camera)

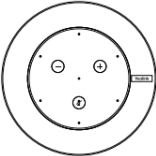


| | | |
|---|---|---|
|  |  |  |
| Moore | 1.8M HDMI Cable×2 | Bracket |

| | | |
|---|---|---|
|  |  |  |
| Velcro×2 | Expansion Screws and Machine Screws | Screwdriver |


more Package (Mini-PC)

| | | | |
|--|---|---|----|
|  |  |  | |
| MyTouch II | 7.5m Ethernet Cable | USB Type-C Cable (with an HDMI adapter) | Sc |

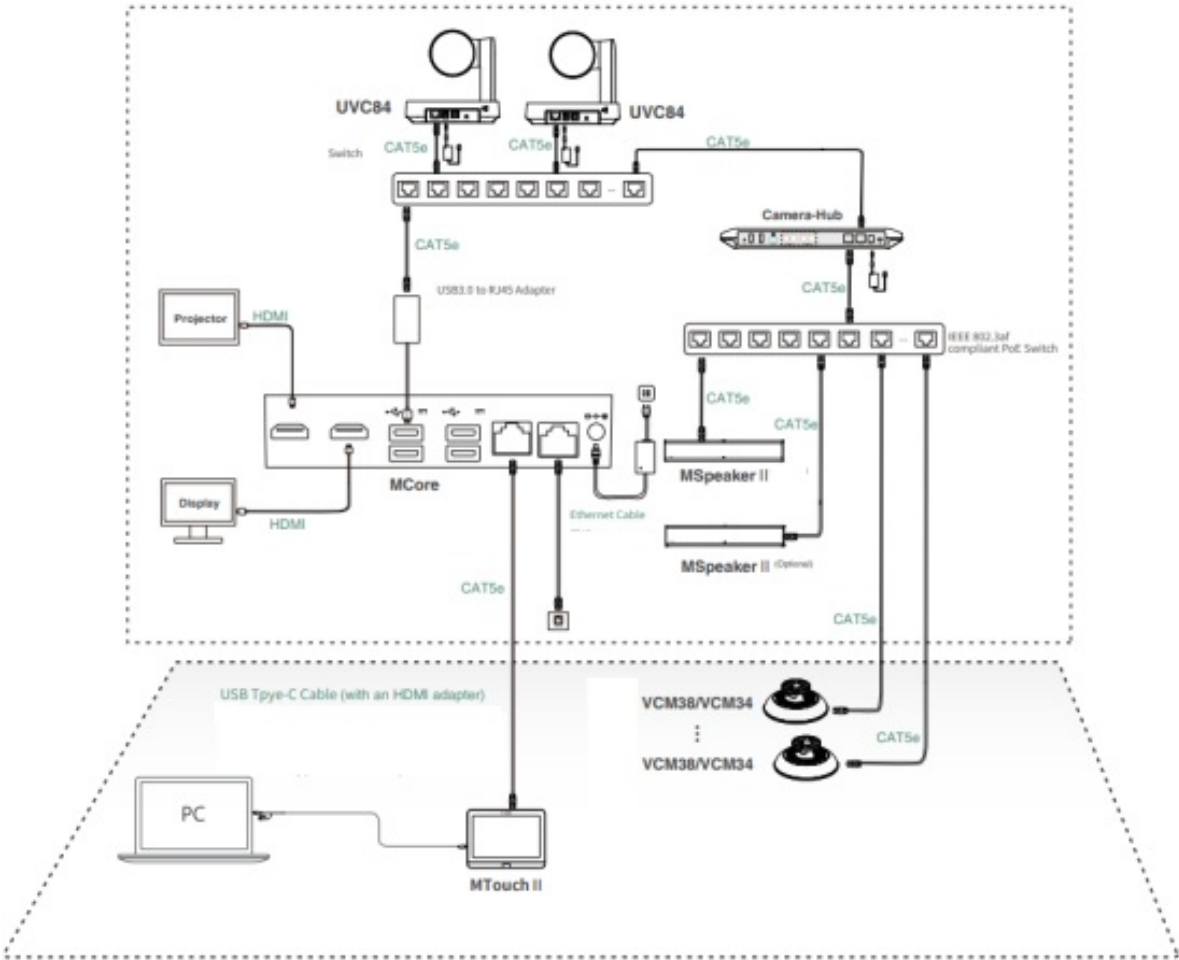
MyTouch II Package (Touch Console)

| | | |
|---|---|---|
|  |  |  |
| speech | Silicone Pad | Quick Start Guide |

MacSpeech Package Pen Holder

 We recommend that you use the accessories provided or approved by Yealink. The use of unapproved third-party accessories may result in poor performance.

MVC940 Connection



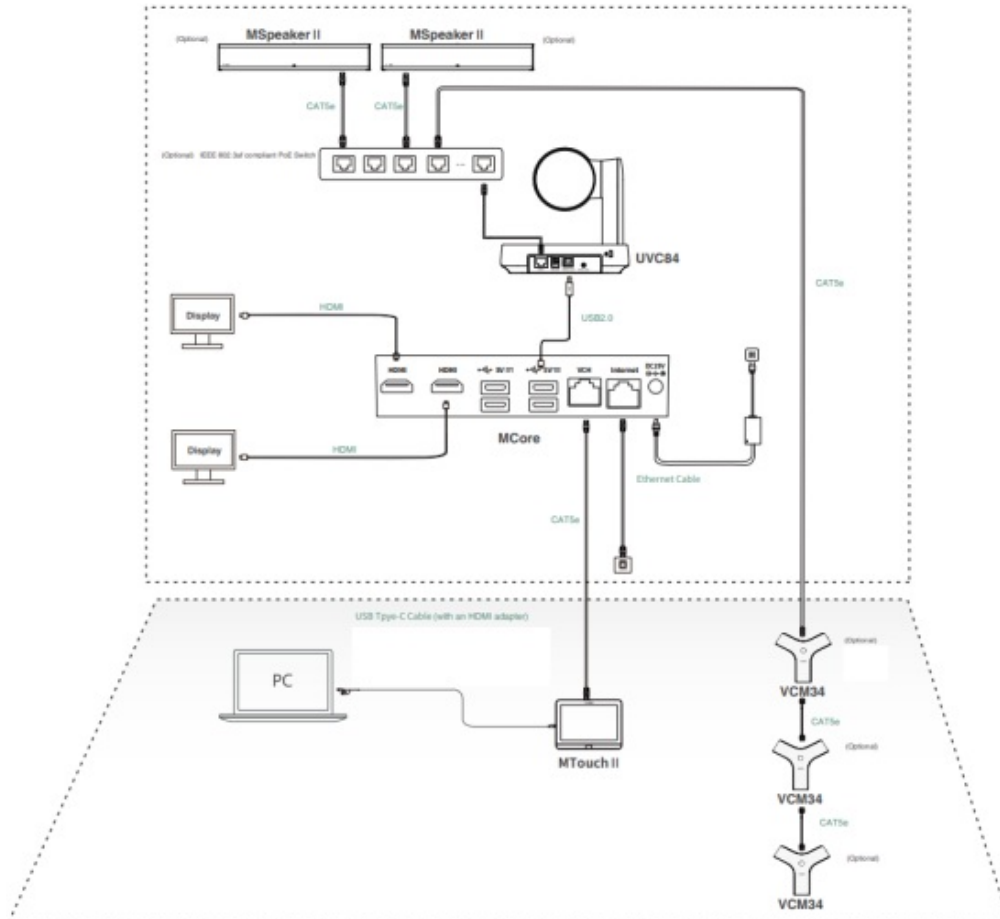


When starting up the system for the first time, you need to connect a mouse to complete the initial configuration. We recommend that you use the wireless mouse and keyboard kit.



If you connect a PoE switch to the UVC84, the AC power adapter is not required.

MVC840 Connection

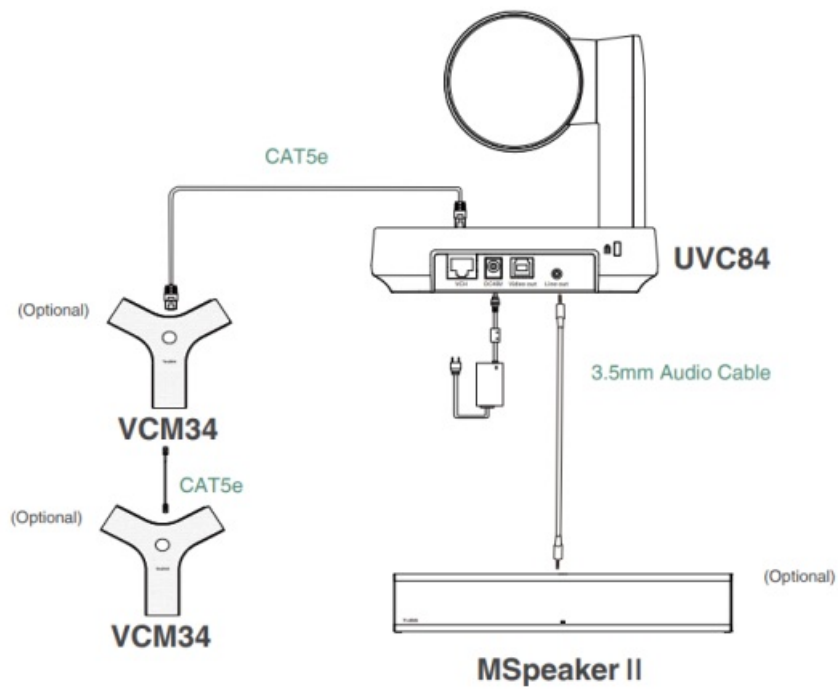


Do not connect the PoE switch to the Internet, otherwise, it will cause network abnormalities.

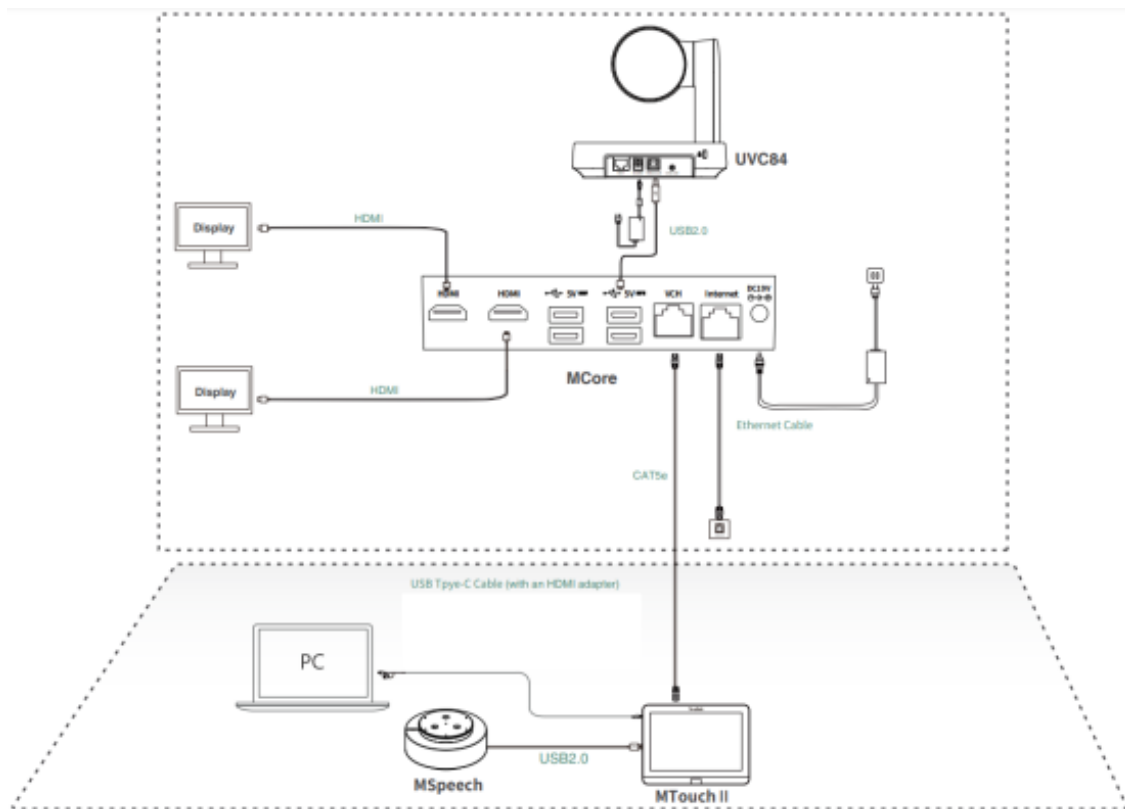


When starting up the system for the first time, you need to connect a mouse to complete the initial configuration. We recommend that you use the wireless mouse and keyboard kit.

Optional Audio Device Connection



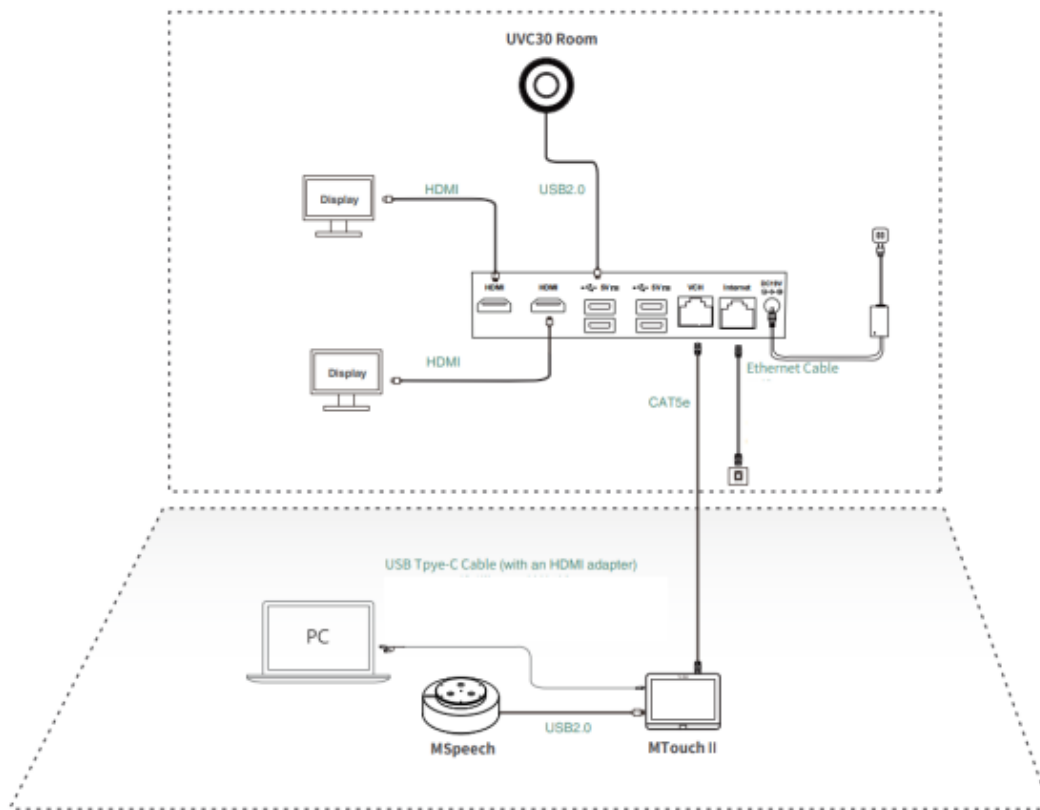
MVC640 Connection



When starting up the system for the first time, you need to connect a mouse to complete the initial configuration.

We recommend that you use the wireless mouse and keyboard kit.

MVC320 Connection



When starting up the system for the first time, you need to connect a mouse to complete the initial configuration.

We recommend that you use the wireless mouse and keyboard kit.

Wireless Sharing


Procedure

1. Connect the WPP20 to the USB port of the MTouchII. Wait for about 3 seconds, the WPP20 LED indicator glows green. The WPP20 is paired with the Touch II successfully.
2. Connect the WPP20 to the PC.
3. On the WPP20, press the presentation button to share the full screen.



Controlling UVC84/UVC30 Room Camera Position on MTouch II

Procedure

1. Tap More->  to enter the Camera Control page.



If the auto-framing feature is enabled, you can not control the camera.



Declaration of Conformity

Date of Issue: 10th /July/2020

We: YEALINK (XIAMEN) NETWORK TECHNOLOGY CO., LTD,

Address: 309, 3rd Floor, No.16, Yun Ding North Road, Huli District, Xiamen City, Fujian,
P.R.C

Declare that the product

Type: Mini-PC

Model: Moore

meets the essential requirements and other relevant provisions according to the following EC directive

Directive: 2014/30/EU, 2014/35/EU, RED 2014/53/EU

Conformity

The product complies with the following standards:

Safety: EN 62368-1:2014+A11:2017

EMC: EN 55032:2015

EN 55035:2017

EN61000-3-2: 2014

EN61000-3-3: 2013

Radio: ETSI EN 301 489-1 V2.2.3,

ETSI EN 301 489-3 V2.1.1,

ETSI EN 301 489-17 V3.2.2,

ETSI EN 300 328 V2.2.3

ETSI EN 301 893 V2.1.1

EN 300 440 V2.2.1

Health: EN 62311:2008 EN62479:2010

Directive 2011/65/EU and (EU)2015/863 of the European Parliament and of the Council of 8 June 2011 and 4 June 2015 on the restriction of the use of certain hazardous substances in electrical and electronic equipment (RoHS 2.0)

Directive 2012/19/EU of the European Parliament and of the Council of 4. July.2012 on Waste electrical and electronic equipment (WEEE)

Regulation (EC) No.1907/2006 of the European Parliament and of the Council of 18. December.2006 on Registration, Evaluation, Authorization, and Restriction of Chemicals (REACH)

NAME: Stone Lu

DATE: 10/ July/2020

TITLE: Vice President



YEALINK (EUROPE) NETWORK TECHNOLOGY B.V.

Address: Strawinskyalaan 3127, Atrium Building, 8th floor,
1077ZX Amsterdam, the Netherlands

Telephone: +31 (0) 64 61 11 373

Email: EUROPE@Yealink.com



Declaration of Conformity

Date of Issue: 30th /June/2020

We: YEALINK (XIAMEN) NETWORK TECHNOLOGY CO., LTD,

Address: 309, 3rd Floor, No.16, Yun Ding North Road, Huli District, Xiamen City, Fujian, P.R.C

Declare that the product

Type: Touch Panel

Model: MyTouch II meets the essential requirements and other relevant provisions according to the following EC directive

Directive: 2014/30/EU, 2014/35/EU, RED 2014/53/EU

Conformity

The product complies with the following standards:

Safety: EN 62368-1:2020+A11:2020

EMC: EN 55032:2015

EN 55035:2017

EN61000-3-2: 2014

EN61000-3-3: 2013

Radio: ETSI EN 301 489-1 V2.2.3,

ETSI EN 301 489-3 V2.1.1,

ETSI EN 301 489-17 V3.2.2,

ETSI EN 300 328 V2.2.3

ETSI EN 301 893 V2.1.1

EN 300 440 V2.2.1

Health: EN 62311:2008 EN50665:2017

Directive 2011/65/EU and (EU)2015/863 of the European Parliament and of the Council of 8 June 2011 and 4 June 2015 on the restriction of the use of certain hazardous substances in electrical and electronic equipment(RoHS 2.0)

Directive 2012/19/EU of the European Parliament and of the Council of 4.July.2012 on Waste electrical and electronic equipment (WEEE)

Regulation (EC) No.1907/2006 of the European Parliament and of the Council of 18.December.2006 on Registration, Evaluation, Authorization, and Restriction of Chemicals (REACH)

□

YEALINK (EUROPE) NETWORK TECHNOLOGY B.V.

Address: Strawinskylaan 3127, Atrium Building, 8th floor,
1077ZX Amsterdam, the Netherlands

Telephone: +31 (0) 64 61 11 373

Email: EUROPE@Yealink.com



Declaration of Conformity

Date of Issue: 30th /Jan/2021

We: YEALINK (XIAMEN) NETWORK TECHNOLOGY CO., LTD,

Address: 309, 3rd Floor, No.16, Yun Ding North Road, Huli District, Xiamen City, Fujian, P.R.C

Declare that the product

Type: Video Conferencing Camera

Model: UVC84

meets the essential requirements and other relevant provisions according to the following EC directive Directive: 2014/30/EU, 2014/35/EU, RED 2014/53/EU

Conformity

The product complies with the following standards:

Safety: **EN 62368-1:2014+A11:2017**

EMC: EN 55032:2015

EN 55035:2017

EN61000-3-2: 2014

EN61000-3-3: 2013

Radio: ETSI EN 301 489-1 V2.2.3,

ETSI EN 301 489-3 V2.1.1,

ETSI EN 301 489-17 V3.2.2,

ETSI EN 300 328 V2.2.3

ETSI EN 301 893 V2.1.1

Directive 2011/65/EU and (EU)2015/863 of the European Parliament and of the Council of 8 June 2011 and 4 June 2015 on the restriction of the use of certain hazardous substances in electrical and electronic equipment(RoHS 2.0)

Directive 2012/19/EU of the European Parliament and of the Council of 4. July.2012 on Waste electrical and electronic equipment(WEEE)

Regulation (EC) No.1907/2006 of the European Parliament and of the Council of 18.December.2006 on Registration, Evaluation, Authorization, and Restriction of Chemicals (REACH)ber.2006 on Registration, Evaluation, Authorization, and Restriction of Chemicals (REACH)

□

YEALINK (EUROPE) NETWORK TECHNOLOGY B.V.

Address: Strawinskylaan 3127, Atrium Building, 8th floor,
1077ZX Amsterdam, the Netherlands

Telephone: +31 (0) 64 61 11 373

Email: EUROPE@Yealink.com



Declaration of Conformity

Date of Issue: 20th /July/2019

We: YEALINK (XIAMEN) NETWORK TECHNOLOGY CO., LTD,

Address: 309, 3rd Floor, No.16, Yun Ding North Road, Huli District, Xiamen City, Fujian, P.R.C

Declare that the product

Type: PoE INJECTOR

Model:YLPOE30 (54VDC,0.56A)

meets the essential requirements and other relevant provisions according to the following EC directive

Directive: 2014/35/EU, 2014/30/EU; ERP directive:2009/125/EC;

Conformity

The product complies with the following standards:

Safety: **EN 60950-1:2006+A11:2009 +A1:2010+A12:2011+A2:2013**

EMC: **EN 55032:2015**

EN 55024:2010/A1:2015

EN61000-3-2: 2014

EN61000-3-3: 2013

Directive 2011/65/EU and (EU)2015/863 of the European Parliament and of the Council of 8 June 2011 and 4 June 2015 on the restriction of the use of certain hazardous substances in electrical and electronic equipment(RoHS 2.0)

Directive 2012/19/EU of the European Parliament and of the Council of 4. July.2012 on Waste electrical and electronic equipment(WEEE)

Regulation (EC) No.1907/2006 of 6 April 2009 implementing Directive 2005/32/EC of the European Parliament and of the Council with regard to ecodesign requirements for no-load condition electric power consumption and average active efficiency of external power supplies

□

YEALINK (EUROPE) NETWORK TECHNOLOGY B.V.

Address: Strawinskylaan 3127, Atrium Building, 8th floor,
1077ZX Amsterdam, the Netherlands

Telephone: +31 (0) 64 61 11 373

Email: EUROPE@Yealink.com



Declaration of Conformity

Date of Issue: 20th /September/2019

We: YEALINK (XIAMEN) NETWORK TECHNOLOGY CO., LTD,

Address: 309, 3rd Floor, No.16, Yun Ding North Road, Huli District, Xiamen City, Fujian, P.R.C

Declare that the product

Type: USB Camera

Model: UVC30 Room

meets the essential requirements and other relevant provisions according to the following EC directive

Directive: 2014/30/EU

Conformity

The product complies with the following standards:

Safety: **EN 62368-1:2014+A11:2017**

EMC:EN 55032:2015

EN 55035:2017

EN61000-3-2: 2014

EN61000-3-3: 2013

Conformity

The product complies with the following standards:

Safety: **EN 62368-1:2014**

EMC: **EN 55032:2015**

EN 55035:2017

Directive 2011/65/EU and (EU)2015/863 Of the European Parliament and of the Council of 8 June 2011 and 4 June 2015 on the restriction of the use of certain hazardous substances in electrical and electronic equipment(RoHS 2.0)

Directive 2012/19/EU of the European Parliament and of the Council of 4.July.2012 on Waste electrical and electronic equipment(WEEE)

Regulation (EC) No.1907/2006 of the European Parliament and of the Council of 18.December.2006 on Registration, Evaluation, Authorization, and Restriction of Chemicals (REACH)

□ YEALINK (EUROPE) NETWORK TECHNOLOGY B.V.

Address: Strawinskylaan 3127, Atrium Building, 8th floor,

1077ZX Amsterdam, the Netherlands

Telephone: +31 (0) 64 61 11 373

Email: EUROPE@Yealink.com



Declaration of Conformity

Date of Issue: 20th /July/2020

We: YEALINK (XIAMEN) NETWORK TECHNOLOGY CO., LTD,

Address: 309, 3rd Floor, No.16, Yun Ding North Road, Huli District, Xiamen City, Fujian, P.R.C

Declare that the product

Type: Video Conferencing Soundbar

Model: MSpeaker II

meets the essential requirements and other relevant provisions according to the following EC directive

Directive: 2014/30/EU, 2014/35/EU, RED 2014/53/EU

Conformity

The product complies with the following standards:

Safety: **EN 62368-1:2020+A11:2020**

EMC: **EN 55032:2015**

EN 55035:2017

EN61000-3-2: 2019

EN61000-3-3: 2013+A1:2019

**Radio: ETSI EN 301 489-1 V2.2.3,
ETSI EN 301 489-17 V3.2.2,
ETSI EN 300 328 V2.2.2**

Health : EN 62479:2010;EN 50663:2017

Directive 2011/65/EU and (EU)2015/863 of the European Parliament and of the Council of 8 June 2011 and 4 June 2015 on the restriction of the use of certain hazardous substances in electrical and electronic equipment(RoHS 2.0) Directive 2012/19/EU of the European Parliament and of the Council of 4. July.2012 on Waste electrical and electronic equipment(WEEE) Regulation (EC) No.1907/2006 of the European Parliament and of the Council of 18.December.2006 on Registration, Evaluation, Authorization, and Restriction of Chemicals (REACH)

□
YEALINK (EUROPE) NETWORK TECHNOLOGY B.V.
Address: Strawinskylaan 3127, Atrium Building, 8th floor,
1077ZX Amsterdam, the Netherlands
Telephone: +31 (0) 64 61 11 373
Email: EUROPE@Yealink.com



Declaration of Conformity

Date of Issue: 20th /July/2020

We: YEALINK (XIAMEN) NETWORK TECHNOLOGY CO., LTD,

Address: 309, 3rd Floor, No.16, Yun Ding North Road, Huli District, Xiamen City, Fujian, P.R.C

Declare that the product

Type: Conferencing Microphone Array

Model: VCM34

meets the essential requirements and other relevant provisions according to the following EC directive

Directive: 2014/30/EU, 2014/35/EU

Conformity

The product complies with the following standards:

Safety: EN 62368-1:2014

EMC: EN 55032:2015

EN 55035:2017

Directive 2011/65/EU and (EU)2015/863 of the European Parliament and of the Council of 8 June 2011 and 4 June 2015 on the restriction of the use of certain hazardous substances in electrical and electronic equipment(RoHS 2.0)

Directive 2012/19/EU of the European Parliament and of the Council of 4. July.2012 on Waste electrical and electronic equipment(WEEE)

Regulation (EC) No.1907/2006 of the European Parliament and of the Council of 18.December.2006 on Registration, Evaluation, Authorization, and Restriction of Chemicals (REACH)

□
YEALINK (EUROPE) NETWORK TECHNOLOGY B.V.
Address: Strawinskylaan 3127, Atrium Building, 8th floor,
1077ZX Amsterdam, the Netherlands
Telephone: +31 (0) 64 61 11 373
Email: EUROPE@Yealink.com



Declaration of Conformity

Date of Issue: 28th /Jan/2021

We: YEALINK (XIAMEN) NETWORK TECHNOLOGY CO., LTD,
Address: 309, 3rd Floor, No.16, Yun Ding North Road, Huli District, Xiamen City, Fujian, P.R.C
Declare that the product

Type: AI Meeting Speakerphone

Model: MSpeech

meets the essential requirements and other relevant provisions according to the following EC directive

Directive: 2014/35/EU, 2014/30/EU;

Conformity

The product complies with the following standards:

Safety: **EN 62368-1:2020/A11:2020**

EMC: EN 55032:2015

EN 55035:2017,

EN61000-3-2: 2014

EN61000-3-3: 2013

Directive 2011/65/EU and (EU)2015/863 of the European Parliament and of the Council of 8 June 2011 and 4 June 2015 on the restriction of the use of certain hazardous substances in electrical and electronic equipment(RoHS 2.0)

Directive 2012/19/EU of the European Parliament and of the Council of 4. July.2012 on Waste electrical and electronic equipment(WEEE)

Regulation (EC) No.1907/2006of 6 April 2009 implementing Directive 2005/32/EC of the European Parliament and of the Council with regard to ecodesign requirements for no-load condition electric power consumption and average active efficiency of external power supplies

□

YEALINK (EUROPE) NETWORK TECHNOLOGY B.V.

Address: Strawinskylaan 3127, Atrium Building, 8th floor,

1077ZX Amsterdam, the Netherlands

Telephone: +31 (0) 64 61 11 373

Email: EUROPE@Yealink.com

Safety instructions

Regulatory Notices

Operating Ambient Temperatures

- Operating temperature: +32 to 104°F (0 to 40°C)
- Relative humidity: 5% to 90%, noncondensing
- Storage temperature: -22 to +160°F (-30 to +70°C)

Warranty

Our product warranty is limited only to the unit itself when used normally in accordance with the operating instructions and the system environment. We are not liable for damage or loss resulting from the use of this product, or for any claim from a third party. We are not liable for problems with the Yealink device arising from the use of this product; we are not liable for financial damages, lost profits, claims from third parties, etc., arising from the use of this product.

Explanation of the symbols

DC symbol

— is the DC voltage symbol.

WEEE Warning symbol



To avoid the potential effects on the environment and human health as a result of the presence of hazardous substances in electrical and electronic equipment, end-users of electrical and electronic equipment should understand the meaning of the crossed-out wheeled bin symbol. Do not dispose of WEEE as unsorted municipal waste and have to collect such WEEE separately.

Restriction of Hazardous Substances Directive (RoHS) This device complies with the requirements of the EU

Safety Instructions

Save these instructions. Read these safety instructions before use!



General Requirements

- Before you install and use the device, read the safety instructions carefully and observe the situation during operation.
- During the process of storage, transportation, and operation, please always keep the device dry and clean, avoid collision and crash.
- Please attempt not to dismantle the device by yourself. In case of any discrepancy, please contact the appointed maintenance center for repair.
- Please refer to the relevant laws and statutes while using the device. The legal rights of others should be respected as well.



Environmental Requirements

- Place the device at a well-ventilated place. Do not expose the device to direct sunlight.
- Keep the device dry and free of dust.
- Do not place the device on or near any inflammable or fire-vulnerable object, such as rubber-made materials.
- Keep the device away from any heat source or bare fire, such as a candle or an electric heater.



Operating Requirements

- Do not let a child operate the device without guidance.
- Do not let a child play with the device or any accessory in case of accidental swallowing.
- Please use the accessories provided or authorized by the manufacturer only.
- The power supply of the device shall meet the requirements of the input voltage of the device. Please use the provided surge protection power socket only.
- Before plugging or unplugging any cable, make sure that your hands are completely dry.
- Do not spill liquid of any kind on the product or use the equipment near water, for example, near a bathtub, washbowl, kitchen sink, wet basement or near a swimming pool.
- During a thunderstorm, stop using the device and disconnect it from the power supply. Unplug the power plug and the Asymmetric Digital Subscriber Line (ADSL) twisted pair (the radio frequency cable) to avoid lightning strikes.
- If the device is left unused for a rather long time, disconnect it from the power supply and unplug the power plug.
- When there is smoke emitted from the device or some abnormal noise or smell, disconnect the device from the power supply and unplug the power plug immediately.
- Contact the specified maintenance center for repair.
- Do not insert any object into equipment slots that is not part of the product or auxiliary product.
- Before connecting a cable, connect the grounding cable of the device first. Do not disconnect the grounding cable until you disconnect all other cables.



Cleaning Requirements

Before cleaning the device, disconnect it from the power supply. Use a piece of soft, dry, and anti-static cloth to clean the device. Keep the power plug clean and dry.

Troubleshooting

The unit cannot supply power to devices other than the Yealink device.
There is a bad connection with the plug.

1. Clean the plug with a dry cloth.
2. Connect it to another wall outlet.

The usage environment is out of the operating temperature range.

1. Use in the operating temperature range.

The cable between the unit and the Yealink device is connected incorrectly.

1. Connect the cable correctly.

You cannot connect the cable properly.

1. You may have connected the wrong Yealink device.
2. Use the correct power supply. Some dust, etc., maybe in the port.

1. Clean the port.
- Contact your dealer or authorized service facility for any further questions.

FCC Statement

This device complies with part 15 of the FCC Rules. Operation is subject to the following two conditions: (1) this device may not cause harmful interference, and (2) this device must accept any interference received, including interference that may cause undesired operation. Any changes or modifications not expressly approved by the party responsible for compliance could void the user's authority to operate the equipment.

IC Statement

This device complies with Industry Canada's license-exempt RSS. Operation is subject to the following two conditions:

- (1) this device may not cause interference; and
- (2) this device must accept any interference, including interference that may cause undesired operation of the device. CAN ICES-3(B)

Radiation Exposure Statement

This equipment complies with FCC and IC radiation exposure limits set forth for an uncontrolled environment. This equipment should be installed and operated with a minimum distance of 20cm between the radiator and your body.

Contact Information

YEALINK NETWORK TECHNOLOGY CO., LTD. 309, 3rd Floor, No.16, Yun Ding North Road, Huli District, Xiamen City, Fujian, P.R. C

YEALINK (EUROPE) NETWORK TECHNOLOGY B.V. Strawinskylaan 3127, Atrium Building, 8th floor, 1077ZX Amsterdam, The Netherlands

YEALINK (USA) NETWORK TECHNOLOGY CO., LTD. 999 Peachtree Street Suite 2300, Fulton, Atlanta, GA, 30309, the USA Made in China

About Yealink

Yealink (Stock Code: 300628) is a global brand that specializes in video conferencing, voice communications, and collaboration solutions with best-in-class quality, innovative technology, and a user-friendly experience. As one of the best providers in more than 140 countries and regions, Yealink ranks No.1 in the global market share of SIP phone shipments (Global IP Desktop Phone Growth Excellence Leadership Award Report, Frost & Sullivan, 2019).

Technical Support

Visit Yealink WIKI (<http://support.yealink.com/>) for the latest firmware, guides, FAQ, Product documents, and more. For better service, we sincerely recommend you to use the Yealink Ticketing system (<https://ticket.yealink.com>) to submit all your technical issues.




<http://www.yealink.com>

YEALINK(XIAMEN) NETWORK TECHNOLOGY CO., LTD.





Web: www.yealink.com

Copyright©2021 YEALINK(XIAMEN) NETWORK
TECHNOLOGY CO., LTD.All rights reserved.

Documents / Resources

| | |
|---|--|
|  | <p>Yealink MVC II Series for Microsoft Teams Rooms System [pdf] User Guide MVC Series for Microsoft Teams Rooms System, MVC Series, for Microsoft Teams Rooms System</p> |
|---|--|

References

-  [Yealink Support](#)
-  [Yealink Ticket](#)
-  [Yealink | UC & C Terminal, Video Collaboration, Conference Phone, IP Phone, Headsets & Video Conferencing](#)
-  [Yealink Ticket](#)