



Yandector WS1 Smart Ear Stick User Manual

[Home](#) » [Yandector](#) » Yandector WS1 Smart Ear Stick User Manual 



Smart Ear Stick

Shenzhen Shengtai Smart Innovation Technology Co., Ltd

Contents

- [1 WS1 usage](#)
- [2 Function introduction](#)
- [3 Product Details](#)
- [4 Precautions](#)
- [5 Documents / Resources](#)
- [6 Related Posts](#)

WS1 usage

1. Scan QR code to download APP

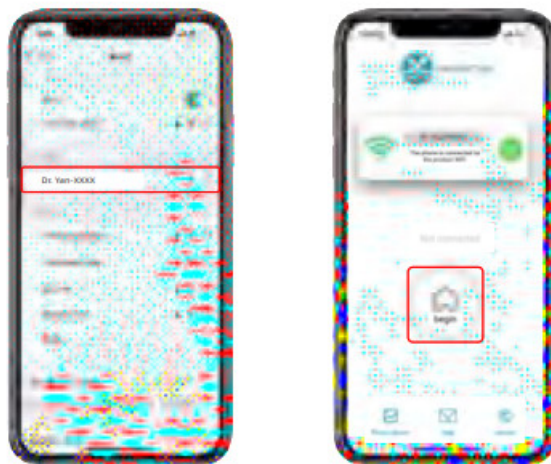


2. Open the cover, Power it on automatically



3. Connect product WiFi: Dr.Yan-XXXX

4. Then go back to APP and click begin




5. The App can observe the inside of your ears in real-time, and the ear spoon will not block your sight

6. Intelligent children lock to prevent children from misoperation




7. Close the cover, Turn off




Function introduction

1. The camera brings your convenient ear cleaning experience. For safety considerations, we do not recommend children to Use this otoscope alone, please use it when accompanied by an adult




2. This product is suitable for cleaning earwax and observing the ear canal of humans or pets



Product Details

1. Product model and accessories



2. Product Specifications

Brand	Yandoctor
Product Name	Smart ear stick
Product Model	WS1
Image transfer rate	25fps
Image transmitter	CMOS
Working Temperature	-10~50°C
Battery Type	lithium battery
Input Current	DC 5V 1A
Battery life	About 90 minutes
Charging time	About 1 hour
Pipe diameter	3.5mm
The best focal length	1.6cm



Precautions

1. Common problems and solutions

Frequently Asked Questions	Solution
No response after startup'	Please use the supplied charging cable to charge for 1 hour
	Turn off and restart the otoscope
Application Crash:	Uninstall the existing APP. Then scan the QR code install it again
Power indicator flashes in red:	The battery is low, please use the supplied charging cable to charge, the charging times 1 hour
After being conned to the APP, the camera cannot display the real-time image correctly:	Disconnect the phone from WiFi, restart the WiFi, and then reconnect to WiFi
WiFi connection is unstable and sometimes disconnect in seconds:	the otoscope and Restart reconnect the APP
	Some phones require authorization
if the above operation fails to solve the problem, please contact customer service, we will further provide you with practical solutions	

2. Precautions

1. This product is not suitable for children under 6 years old;
2. children over 6-year-old do not recommend children to Use this otoscope alone, please use it when accompanied by an adult
3. When helping children pick their ears, please use silicone ear picks to keep children sitting and operate the product horizontally to get the best experience.
4. Please observe the surrounding situation before using this product to prevent the ear canal damage caused by the collision of others and pets.
5. When cleaning the lens, please use the provided alcohol swab equipped with this product to wipe it.
6. Avoid directly exposure to the sun to avoid softening.
7. This product has a built-in rechargeable lithium battery.
If you do not use it frequently, please keep charging it once a month to prevent equipment failure.
8. During the use of this product, there will be a slight temperature rise (no more than 35°C), please rest assured to use.

3. The FCC warning:

Changes or modifications that are not expressly approved by the responsible compliance, a party may result in the loss of users' rights to operate the equipment

This device complies with section 15 of the FCC regulations.

The operation must meet the following two conditions:

1. The equipment will not cause harmful interference;
2. The equipment must accept any interference received, including interference that may lead to unexpected operation.

This device has been tested and proved to comply with the restrictions for class B digital devices under FCC section 15.

These restrictions are intended to provide reasonable protection against harmful interference in residential installations. This device generates, uses and radiates radio frequency energy which, if not installed and used in accordance with the instructions below, may cause harmful interference with radio communications. However, there is no guarantee that interference will not occur in a particular installation. If this device can cause harmful interference with radio or television reception it will not occur in a particular installation.

If the device is capable of causing harmful interference with radio or television reception, this can be determined by turning the device on and off and it is recommended that the user attempt to correct the interference by one or more of the following methods:


Take the following measures:

- Readjust or place radio and TV receiving antennas.
- Increase the distance between the equipment and radio, TV.
- Consult distributors or experienced radio/television technicians for assistance.



Made in China

Documents / Resources

	Yandocor WS1 Smart Ear Stick [pdf] User Manual WS1, 2AZ4D-WS1, 2AZ4DWS1, WS1, Smart Ear Stick
---	--

[Manuals+.](#)