



YAKOE 70004 Corner and Table User Manual

[Home](#) » [YAKOE](#) » YAKOE 70004 Corner and Table User Manual 

Contents

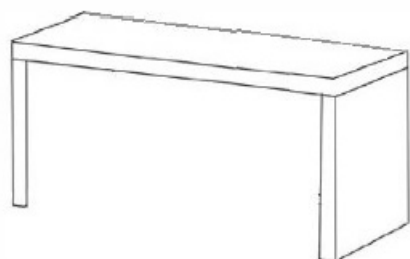
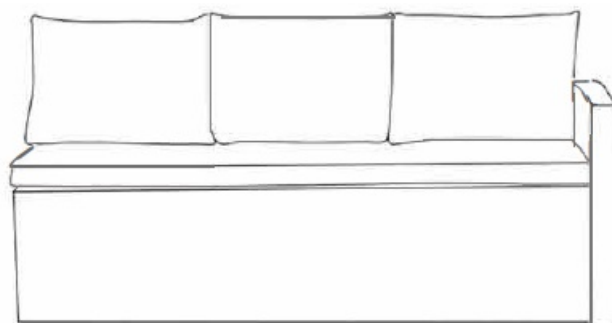

- [1 YAKOE 70004 Corner and Table](#)
- [2 Corner and Table](#)
- [3 Parts List](#)
- [4 CARE AND SAFETY GUIDELINES](#)
- [5 Documents / Resources](#)
- [6 Related Posts](#)



YAKOE 70004 Corner and Table











Corner and Table








We will resolve the issues for you within 1 working day!

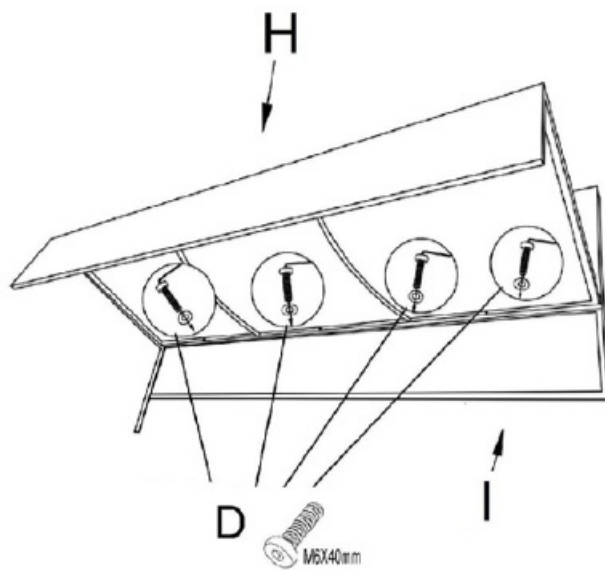
Read the care and safety guidelines at the end of this manual | Review all assembly instructions | Assemble all the parts according to the directions in this manual. Do not skip any steps.

Parts List

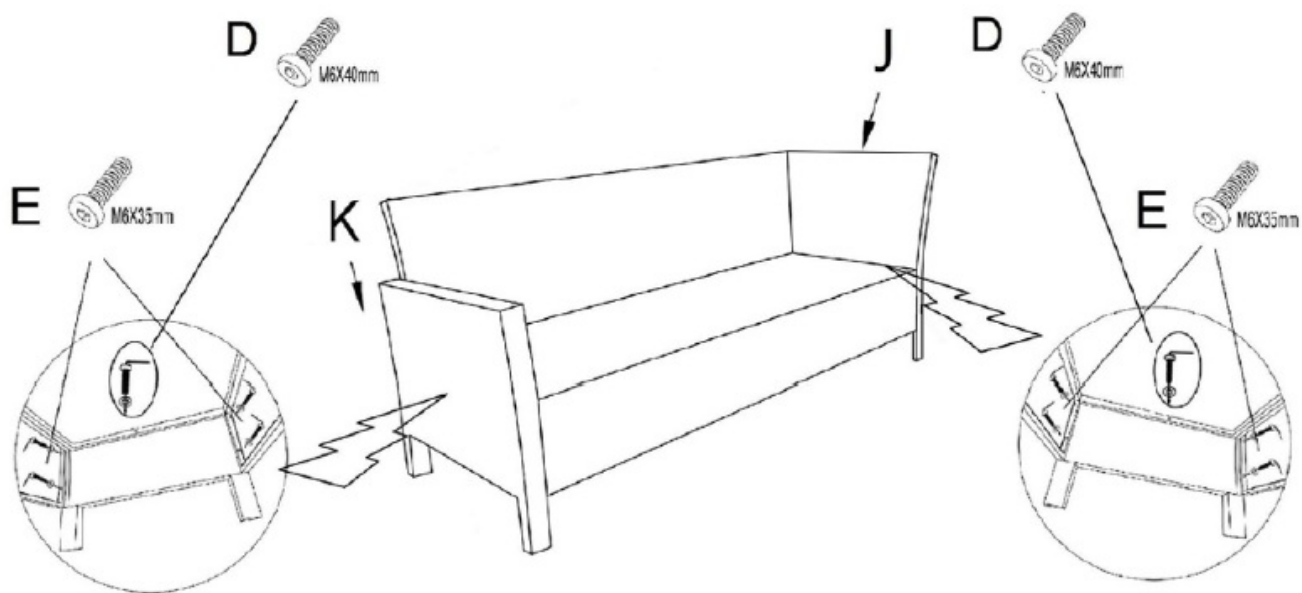
A	Seat Rack		1
B	Back Rack		1
C	Right Arm		1
D	Bolts	 M6X40mm	13
E	Bolts	 M6X35mm	12
F	Washer (M6)		33
G	Hex wrench		1
H	Seat Rack		1

I	Back Rack		1
J	High Arm		1
K	Left Arm		1
L	Table		1
M	Table		1


Step 1



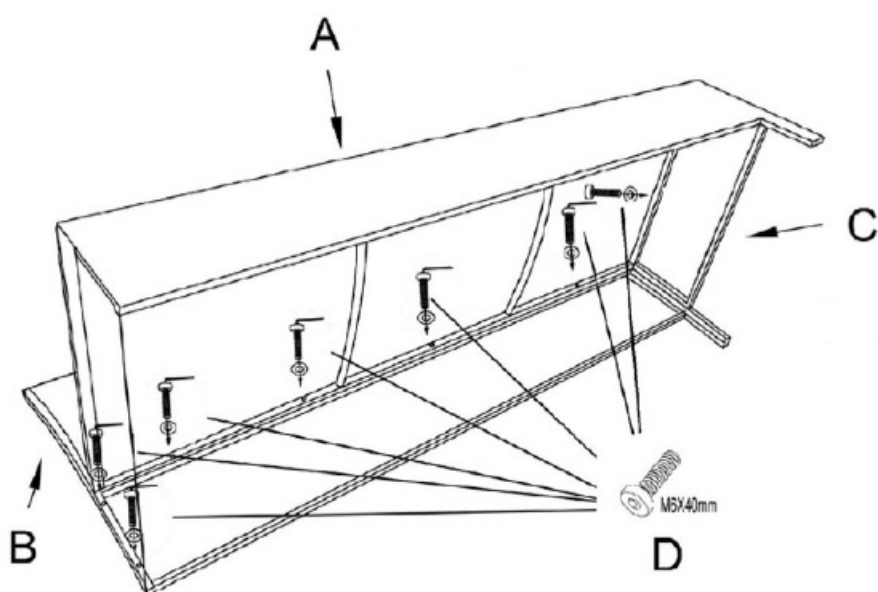
Step 2



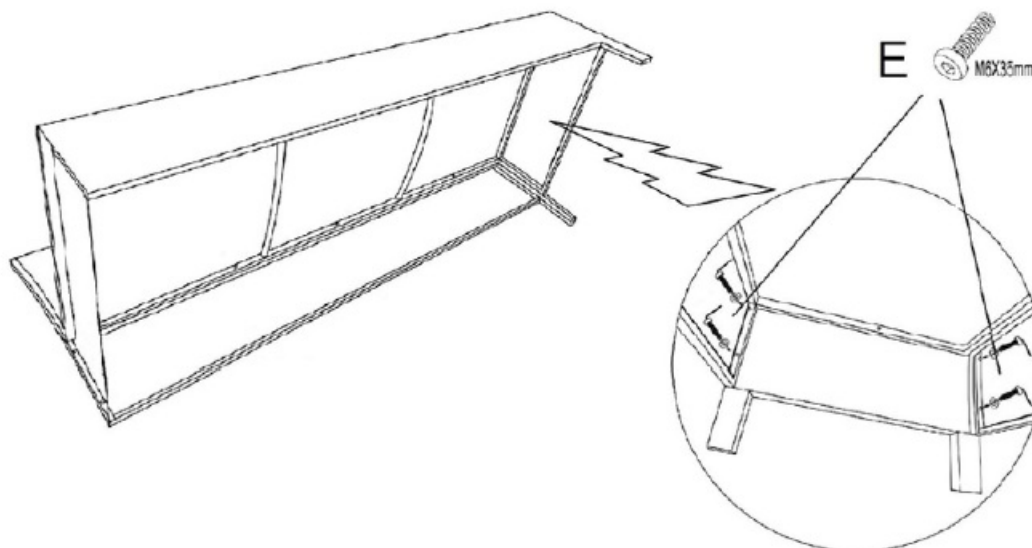
Step 3




Step 4



Step 5



Step 6



CARE AND SAFETY GUIDELINES

Rattan sofa sets aren't as difficult and high maintenance like other garden furniture. They're versatile as you could have them stored indoors or outdoors. We suggest covering rattan furniture with our rain covers to prevent wear and tear and increase its life span. Upgrading to rattan furniture has so many advantages compared to other types of garden furniture and one of them is the fact that they're low maintenance. All our PV rattan furniture are water resistant for light rain. Cleaning rattan furniture is as easy as one, two, three. Fill a bucket with luke warm water, fairly liquid and gently scrub the furniture with a cloth. This method would be ideal to pick up dust and liquid stains. We'd also suggest using a garden hose or jet wash to remove dirt and grime. We highly recommend using the lowest power on the jet wash at the far distance to prevent wear and tear. For another simple yet cost effective method would be with a soft bristled brush to dust of any little bits and pieces in between each weave. Cleaning rattan furniture every so often is important as dirt could accumulate and create bacteria. Glass topped tables can be easily cleaned with cleaning products and newspaper to prevent line marks compared to a cloth. All our cushions are waterproof and washable, it's recommended to hand wash cushion covers. Finally, we'd also highly recommend not to use any chemical substances on all rattan surfaces.

For assistance with assembly, or to request replacement parts, log onto our website or call Customer Service. DO NOT RETURN THE PRODUCT TO THE STORE.

YAKOE.CO.UK

Documents / Resources

Corner and Table



[YAKOE 70004 Corner and Table](#) [pdf] User Manual

70004, Corner and Table