



Contents [[hide](#)]

- 1 XYAB PS2 Wired Controller
- 2 Specifications
- 3 Product Usage Instructions
- 4 Cleaning and Maintenance
- 5 Description
- 6 Packaging content
- 7 Product features
- 8 Operating instructions
- 9 General Notes
- 10 FAQs
- 11 Documents / Resources
 - 11.1 References



XYAB PS2 Wired Controller



Specifications

- **Product Name:** Controller for PS2
- **Compatibility:** PlayStation 2
- **Connection:** Wired
- **Color:** Black
- **Material:** Plastic

Product Usage Instructions

Connecting the Controller to PS2

1. Locate the controller port on your PlayStation 2 console.
2. Insert the controller's plug into the port until it clicks into place.
3. Turn on your PS2 console, and the controller should be ready to use.

Using the Controller

Once connected, you can use the controller to navigate menus, play games, and control various functions on your PlayStation 2.

Cleaning and Maintenance

To keep your controller in good condition, regularly clean it with a soft, dry cloth. Avoid using harsh chemicals that may damage the plastic.

Description

- This is a wired controller that is compatible with the PS1 and PS2 consoles. All functions of this product are completely the same as those of the original standard controller.

Packaging content

- 1x controller

Product features

1. Fine dual analog joysticks, precise four-way D-pad, and 8 full analog pressure-sensitive action buttons. Vibration motors rumble with each action. Shock function for a more realistic experience.

Operating instructions

1. Connection

- Connect the controller with the PS1 or PS2, turn on the console, and insert the game (CD)
2. Just plug and play, easy installation without needing extra software or an adapter.
 3. Press the 'ANALOG' button. The corresponding LED lights up and starts playing.
 4. Shocking setting

General Notes

- Keep the product away from liquids or small metal particles.
- Do not subject the controller to shocks or place heavy objects on it.
- Do not use or store the product in places with high temperatures or humidity.
- Please don't dismantle this product.

FAQs

How do I troubleshoot if the controller is not working?


Ensure the controller is properly connected to the console. Try using a different

controller port or restarting the console.

Can I use this controller with other gaming consoles?


No, this controller is specifically designed for use with PlayStation 2 and may not be compatible with other systems.


Documents / Resources

	<p>XYAB PS2 Wired Controller [pdf] User Manual</p> <p>PS2, PS2-1, PS2 Wired Controller, PS2, Wired Controller, Controller</p>
---	---

References

- [User Manual](#)

 controller, PS2, PS2 Wired Controller, PS2-1, Wired Controller,

 XYAB

XYAB

Leave a comment

Your email address will not be published. Required fields are marked *

Comment *

Name

Email

Website

☐ Save my name, email, and website in this browser for the next time I comment.

Post Comment

Search:

e.g. whirlpool wrf535swhz

Search

[Manuals+](#) | [Upload](#) | [Deep Search](#) | [Privacy Policy](#) | [@manuals.plus](#) | [YouTube](#)

This website is an independent publication and is neither affiliated with nor endorsed by any of the trademark owners. The "Bluetooth®" word mark and logos are registered trademarks owned by Bluetooth SIG, Inc. The "Wi-Fi®" word mark and logos are registered trademarks owned by the Wi-Fi Alliance. Any use of these marks on this website does not imply any affiliation with or endorsement.