



## XVX V-K66 Mechanical Keyboard User Manual

[Home](#) » [xvx](#) » XVX V-K66 Mechanical Keyboard User Manual 

### XVX V-K66 Mechanical Keyboard User Manual

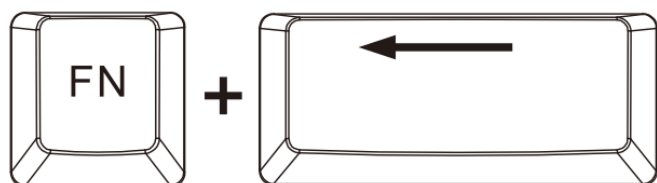


#### Contents

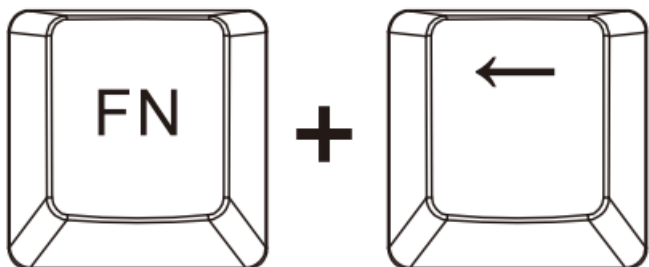
- [1 MAC/WIN System Functions](#)
- [2 Hot Keys \(Windows\)](#)
- [3 Hotkeys \(Mac\)](#)
- [4 Product Information](#)
- [5 FCC Statement](#)
- [6 Documents / Resources](#)
- [7 Related Posts](#)

### MAC/WIN System Functions

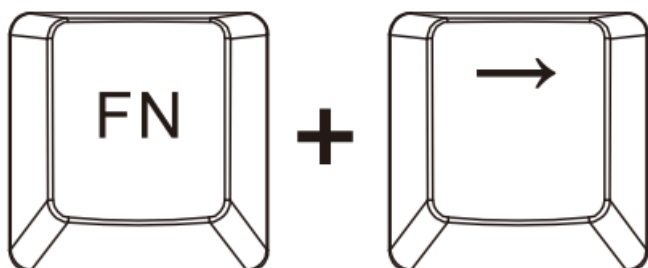
Switch 20 light modes



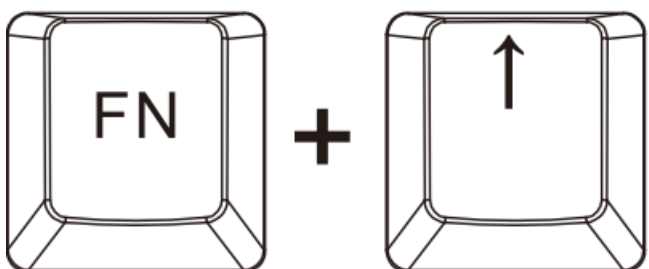
Slow down backlight speed



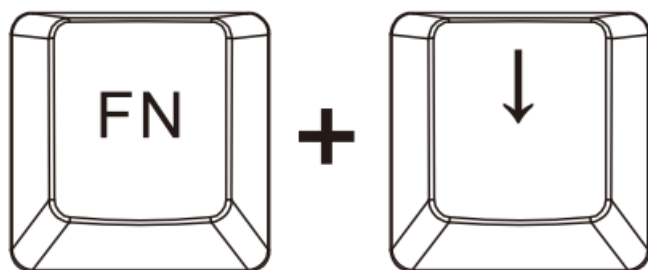
Accelerate backlight speed



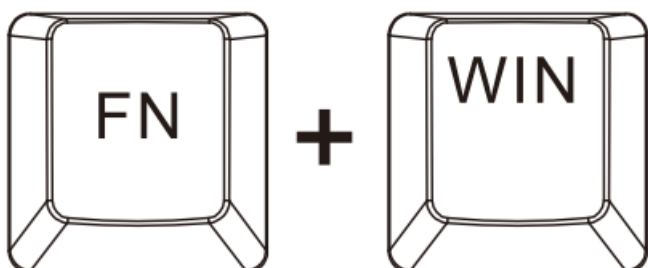
Increase backlight brightness



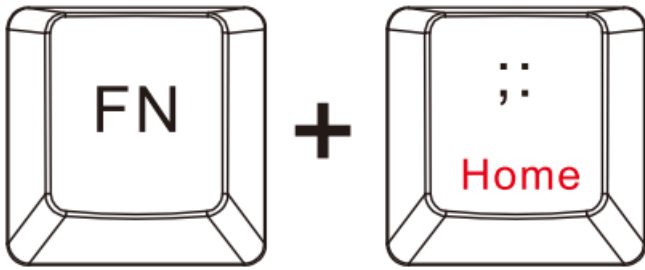
Reduce backlight brightness



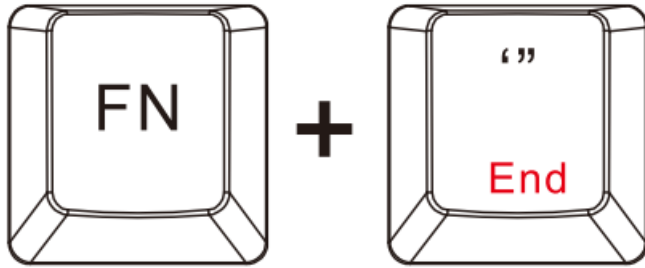
Turn on/off WIN



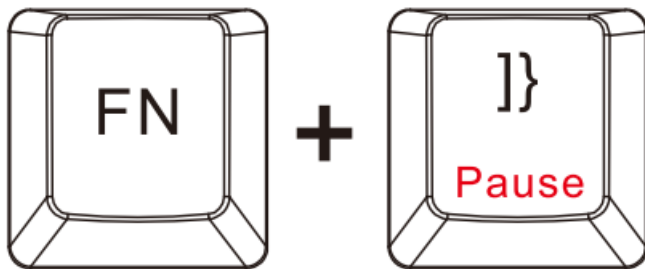
Home



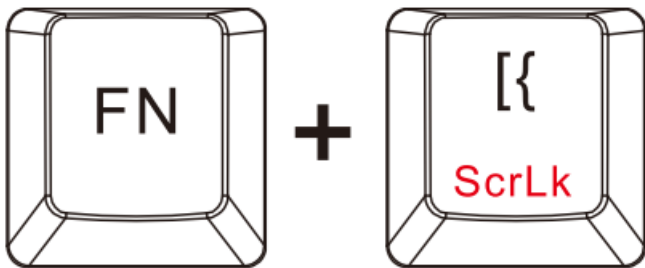
End



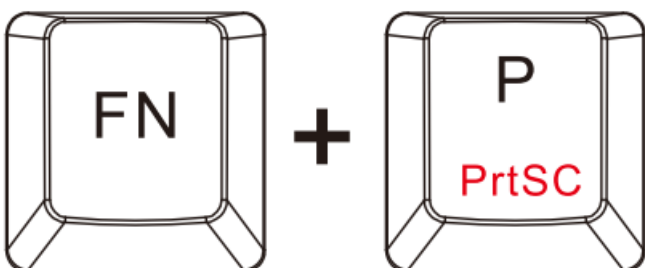
Pause



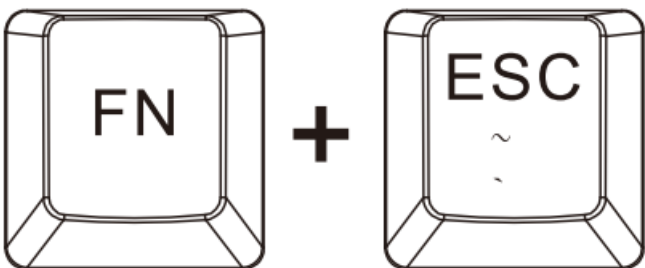
ScrLk



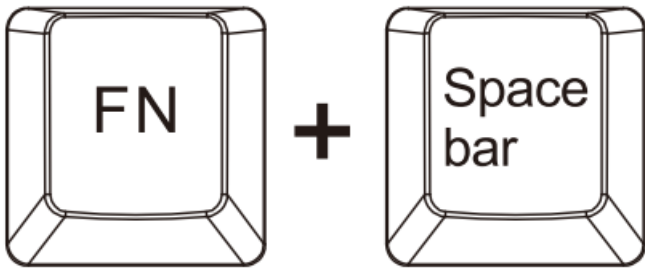
PrSC



~

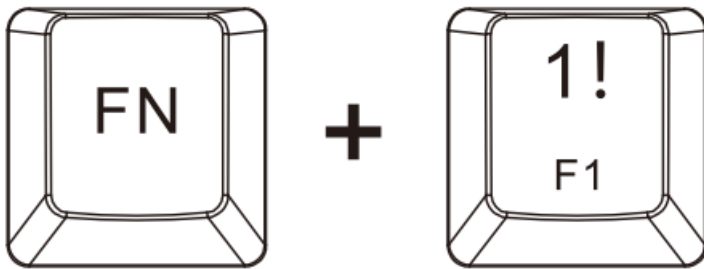


Press 3 seconds to restore factory settings

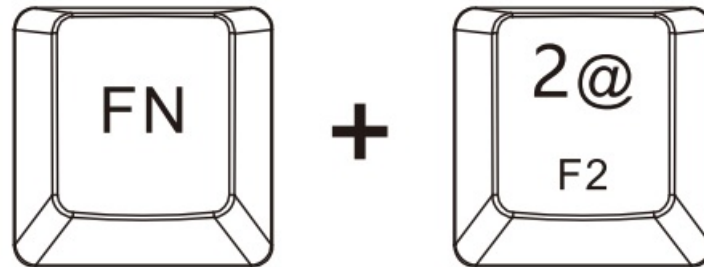


### Hot Keys (Windows)

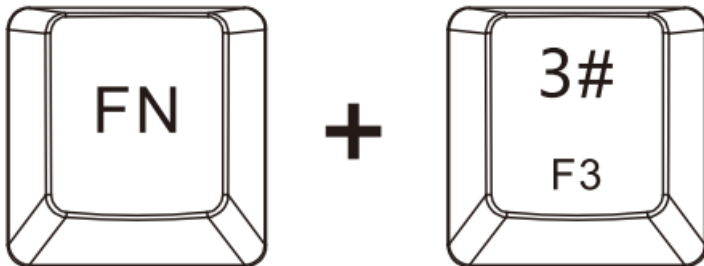
F1



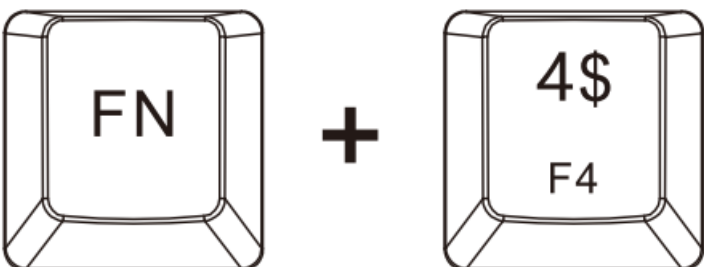
F2



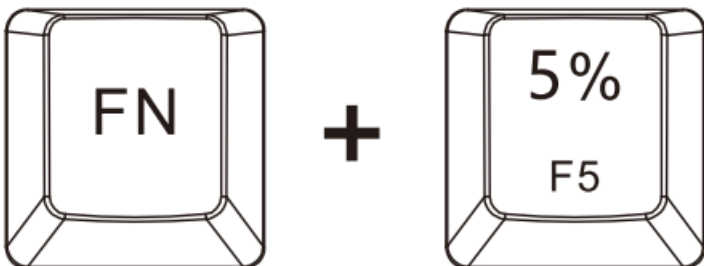
F3



F4



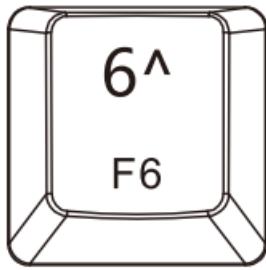
F5



F6




+



F7




+



F8



+



F9




+



F10



+



F11



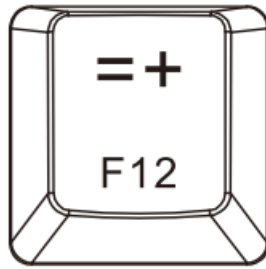
+



F12



+



Ctrl



WIN



Alt



## Hotkeys (Mac)

Reduced screen brightness




+



Increased screen brightness



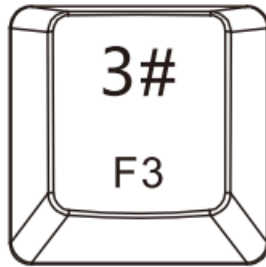
+



Open task control



+



Open the launchpad



+



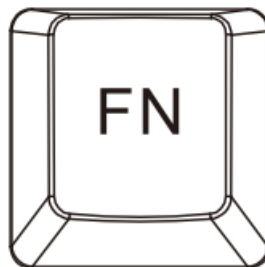
F5



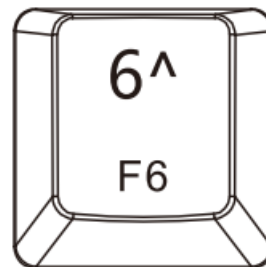
+



F6




+



Previous song



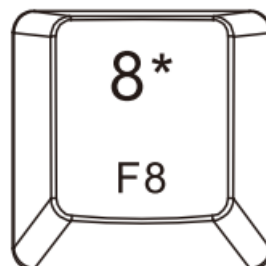
+



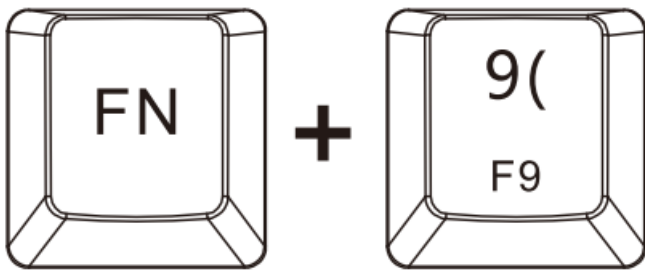
Play/Pause



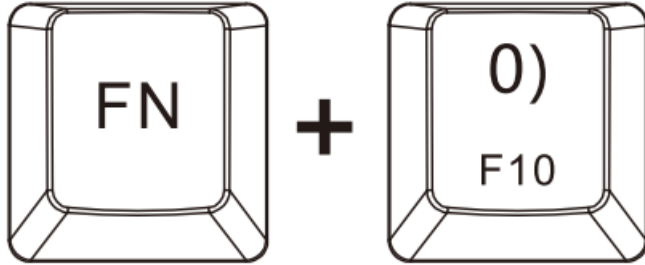
+



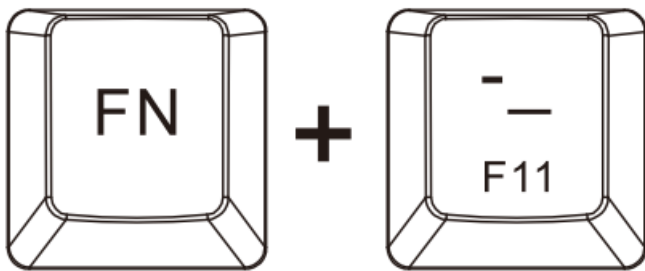
Next song



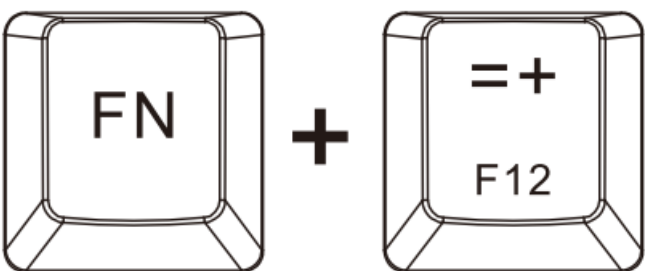
Mute



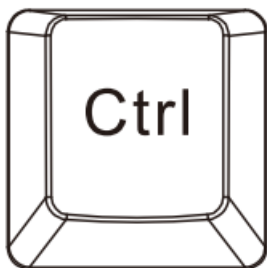
Reduce volume



Increase volume



Control



Option



Command





## Product Information

1. Double-shot keycaps for a stylish look and easy cleaning.
2. Professional backlight wired office mechanical keyboard with hot-swappable design. Switches can be replaced easily.
3. Color backlight design, the product supports 20 different backlighting modes and easy to switch, and strengthen the deep application of each mode, freely adjust the brightness and frequency.
4. N-Key Rollover.
5. **TYPE-C cable:** total length 1800mm±30mm
6. When the system switch is toggled to MAC, it is MAC system. When it is toggled to WIN, it is Microsoft system.
7. **Operating system:** WINDOWS XP/7/8/10/11,MAC.
8. Driver download **address:** <https://en.xvxchannel.com>

## FCC Statement

This device complies with part 15 of the FCC rules. Operation is subject to the following two conditions: (1) this device may not cause harmful interference, and (2) this device must accept any interference received, including interference that may cause undesired operation.

Changes or modifications not expressly approved by the party responsible for compliance could void the user's authority to operate the equipment.

**NOTE:** This equipment has been tested and found to comply with the limits for a Class B digital device, pursuant to part 15 of the FCC Rules. These limits are designed to provide reasonable protection against harmful interference in a residential installation. This equipment generates uses and can radiate radio frequency energy and, if not installed and used in accordance with the instructions, may cause harmful interference to radio communications. However, there is no guarantee that interference will not occur in a particular installation. If this equipment does cause harmful interference to radio or television reception, which can be determined by turning the equipment off and on, the user is encouraged to try to correct the interference by one or more of the following measures:

- Reorient or relocate the receiving antenna.
- Increase the separation between the equipment and receiver.
- Connect the equipment into an outlet on a circuit different from that to which the receiver is connected.
- Consult the dealer or an experienced radio/TV technician for help.

The device has been evaluated to meet general RF exposure requirement. The device can be used in portable exposure condition without restriction.



[instagram.com/XVX-keyboard](https://www.instagram.com/XVX-keyboard)



[facebook.com/xvxkeyboard](https://www.facebook.com/xvxkeyboard)



---

## Documents / Resources



[XVX V-K66 Mechanical Keyboard](#) [pdf] User Manual  
2A6ESVK66, V-K66, V-K66 Mechanical Keyboard, Mechanical Keyboard, Keyboard