



xunison Hub D50 Powerful Mesh WiFi System User Guide

[Home](#) » [xunison](#) » xunison Hub D50 Powerful Mesh WiFi System User Guide 



Hub D50 Quick Start Guide



Contents

- [1 Product Introduction](#)
- [2 Product Installation](#)
- [3 Product Configuration](#)
- [4 LED Indicators](#)
- [5 Ports and Interfaces](#)
- [6 Safety Guidelines](#)
- [7 RF Parameters](#)
- [8 Documents / Resources](#)
 - [8.1 References](#)
- [9 Related Posts](#)

Product Introduction

The Xunison Hub D50 is a powerful Mesh Wi-Fi system that uses Wi-Fi 6 technology to provide high-speed internet up to 5400 Mbps. It supports numerous devices and maintains high data rates and signal quality even with multiple devices connected, providing a stable and uninterrupted internet connection. Wi-Fi 6

This device supports Wi-Fi 6 and is compatible with various Wi-Fi standards, including older ones, for reliable connections with a range of devices.

Mesh

Mesh technology boosts Wi-Fi coverage, eliminates dead zones, and ensures reliable connection. It also offers easy setup with rapid one-button pairing.

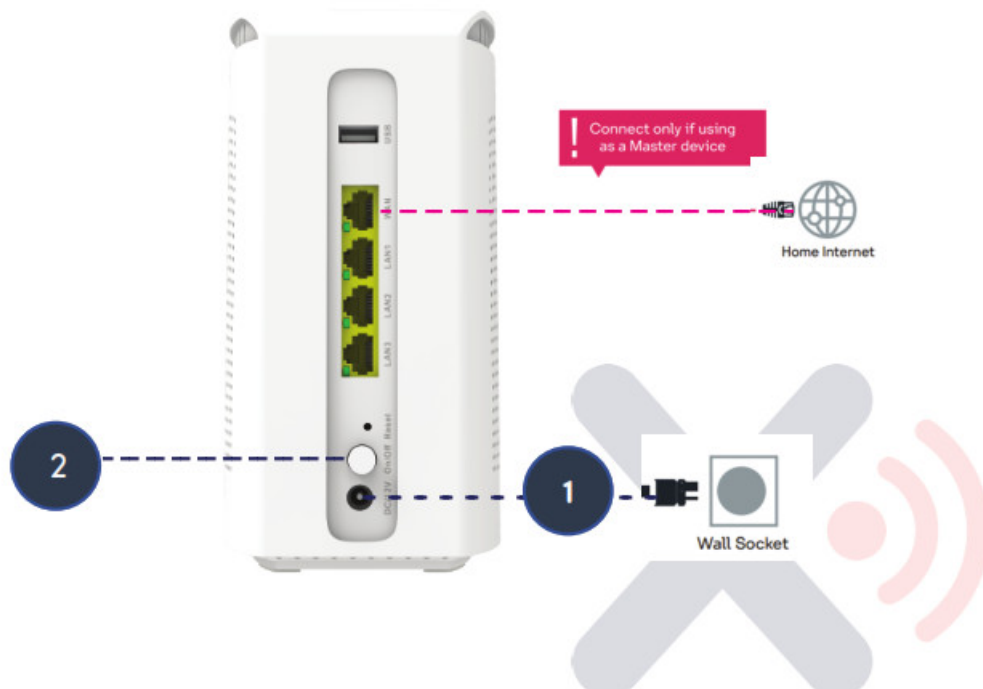
Parental control

This feature helps parents monitor and control their child's internet activity. It includes web content filtering, time limits, and social supervision, promoting online safety and responsible habits.

Product Installation

2.1 Ensure the cables are connected.

1. Connect the power cable (labeled "1") to the device.
2. Press the power button (labeled "2") to turn on the device.



Product Configuration

Step 1: Connect your mobile device to the Xunison Hub D50 net- work by entering the Wi-Fi details printed on the device sticker.

Step 2:To install the Xunison app, you can either scan the QR code on the welcome card.

OR


Step 2: Alternatively, you can also download the Xunison app from Google Play store or App store.

After installing the app, log in with your registered account to access the features of the Xunison Hub D50.

LED Indicators

LED	Mode	Color	Symbol	Stat us
Wi-Fi	Solid Green	Wi-Fi	Wi-Fi ON	
	OFF		Wi-Fi OFF	
Internet	Solid Green	Internet	Internet connected	
	OFF		No internet connection	
System	Solid Green	SYS	System fully loaded	
	OFF		System is loading	
Power	Solid Green	Power	Powered ON	
	OFF		Powered OFF	
Mesh	Gateway	Solid Green Mesh	Mesh	Mesh Netw ork Conn ected /Reg ular
		Blinking Green		Gate way Pairi ng
	Satellite	Quick Blinking Orange	Mesh	Satel lite P airing
		Solid Green		Succ essfu lly pa ired
		Blinking Red		Mesh Faile d

Ports and Interfaces

	Ports	Description
	3GE x LAN	To connect PCs, Laptops, etc. via Ethernet cables.
	USB 2.0	To charge devices such as smart phone, power bank etc.
	1GE x WAN	Connect Ethernet cable from Xunison Hub D50 router to ISP source.
	DC jack	For power supply(12V 2A).

Button	Description
POWER	Turn the device On/Off
PAIR	Long press the PAIR button for 5-10 seconds to setup the Mesh mode.
RESET	Press the “RESET” button for 10 seconds to factory reset the device to default settings.

Safety Guidelines

General tips:

Use only original and certified cables.

Avoid exposing the device to water during storage, transportation, and operation.

Keep the device away from heat sources and ensure adequate ventilation.

Do not use any corrosive cleaner/oil to clean the device.

Keep the device out of reach of children.

Installation tips:

Check the cable connections after installing the device.

Place the Xunison Hub D50 in an appropriate location for seamless internet connectivity.

Restart the device in case of any internet connectivity problems.

Change your Wi-Fi passwords regularly.

Caution: Do not disassemble the device in case of malfunction or damage. Instead, change the connections and contact technical support for assistance.

RF Parameters

Function	Frequency Range	Transmit Power (EIRP)
2.4 GHz Wi-Fi	2412 ~ 2472 MHz	Max 20dBm
5 GHz Wi-Fi	5150 ~ 5850 MHz	Max 23dBm

Support

For answers to your support questions and to access the latest downloads and product services, please visit xunison.com/support. If you experience any issues with our product features or functionality, you can also submit a ticket for assistance.

Disposal

Note It is important to properly dispose of electronic waste to prevent harm to the environment and human health. This product should be taken to a designated collection point for recycling of waste electrical and electronic equipment. You can contact your household waste disposal service or the seller of the product for more information on where to drop off your waste equipment for recycling. This means that the device is only permitted to operate on Wireless Access Systems, such as radio local area networks, within the frequency band of 5150-5350 MHz for indoor use only, and only within the countries of the European Union listed: BE/BG/CZ/DK/DE/EE/IE/EL/ES/FR/HR/IT/CY/LV/LT/LU/HU/MT/NL/AT/PL/PT/RO/SI/SK/FI/SE/TR/NO/CH/IS/LI/UK(NI). The device is not permitted to operate outdoors within this frequency band or in other countries outside of the EU without the appropriate regulatory approvals.

Declaration of Conformity


Hereby, Xunison Ltd. declares that the radio equipment type D50 is in compliance with Directive 2014/53/EU. The full text of the EU declaration of conformity is available at the following internet address: xunison.com/support

Compliance

Any Changes or modifications not expressly approved by the party responsible for compliance could void the user's authority to operate the equipment. This device complies with part 15 of the FCC rules. Operation is subject to the following two conditions: (1) This device may not cause harmful interference, and (2) this device must accept any interference received, including interference that may cause undesired operation. This equipment complies with FCC radiation exposure limits set forth for an uncontrolled environment. This equipment should be installed and operated with minimum distance 20cm between the radiator and your body

Bracken Business Park, Bracken Rd, Sandyford Business Park,
Sandyford, Dublin, Ireland
www.xunison.com

Documents / Resources

	xunison Hub D50 Powerful Mesh WiFi System [pdf] User Guide D50, Hub D50 Powerful Mesh WiFi System, Hub D50, Powerful Mesh WiFi System, Mesh WiFi System, WiFi System
---	---

References

- ✕ [Home - Xunison](#)
- ✕ [Support - Xunison](#)