



XTOOL KC501 Key Programmer Instruction Manual

[Home](#) » [XTOOL](#) » XTOOL KC501 Key Programmer Instruction Manual 

Contents

- [1 XTOOL KC501 Key Programmer](#)
- [2 Trademark](#)
 - [2.1 Copyright](#)
- [3 Responsibility](#)
- [4 After-sales service](#)
- [5 Information](#)
- [6 PRECAUTIONS AND WARNINGS](#)
- [7 PRODUCT DETAILS](#)
- [8 PRODUCT SPECIFICATIONS](#)
- [9 UPGRADE AND OVERHAUL](#)
- [10 PRODUCT OVERHAUL](#)
- [11 SUPPORT LIST](#)
- [12 Documents / Resources](#)
 - [12.1 References](#)
- [13 Related Posts](#)

XTOOL

XTOOL KC501 Key Programmer



Trademark

Shenzhen Xtooltech Co., Ltd. has registered a trademark, and its logo is in countries where the trademark, service mark, domain name, icon and company name of Shenzhen Xtooltech Co., Ltd. have not yet been registered. Shenzhen Xtooltech Co., Ltd. declares its Registered trademark service marks, domain names, icons and company names still enjoy their ownership. Other products and company names and trademarks mentioned in this operation manual still belong to the original registered company. Without the written consent of the owner, no one is allowed to use the trademarks, service marks, domain names, icons and company names of Shenzhen Xtooltech Co., Ltd. or other companies mentioned.

Copyright

Without the written consent of Shenzhen Xtooltech Co., Ltd., no company or individual may copy or back up this operation manual in any form (electronic, mechanical, photocopying, recording or other forms).

Responsibility

This user manual only provides product descriptions and usage methods. If the use of this product or data violates national laws, the user bears all consequences, and our company does not bear any legal responsibility. Accidents caused by the user or a third party; or misuse or misuse of the device by the user; or unauthorized modification or disassembly of the device; or damage to or loss of the device due to failure to follow this operation manual Shenzhen Xtooltech Co., Ltd. does not bear any legal responsibility for expenses and losses. This user manual is written based on the existing configuration and functions of the product. If a new configuration or function is added to the product, the new version of the operation manual will also be changed without notice.

After-sales service

Service Hotline(400-880-3086) Official website:<http://www.xtooltech.com> Users in other countries or regions, please contact your local dealer for technical support.

Information

- This product is only for use by professional and technical personnel in automobile maintenance.
- Please read this manual carefully before operating or maintaining the equipment.

PRECAUTIONS AND WARNINGS

KC501 programmer is a device launched by Shenzhen Xtooltech Co., Ltd. to assist car locksmiths in anti-theft matching related functions. In order to avoid personal injury and damage to the vehicle during related operations, please read this manual before operating specific functions and strictly observe the following safety precautions:

- Run the vehicle in a well-ventilated place.
- Diagnose and repair or disassemble ECU in a safe surrounding environment.
- Prevent electrostatic interference during use. If there is an abnormal situation, please try multiple operations.
- Make sure to connect the ground when soldering the device.
- Make sure to disconnect the power after soldering the device.
- Keep the equipment dry and clean, away from damp, oily or dusty areas.

PRODUCT DETAILS

PRODUCT DESCRIPTION

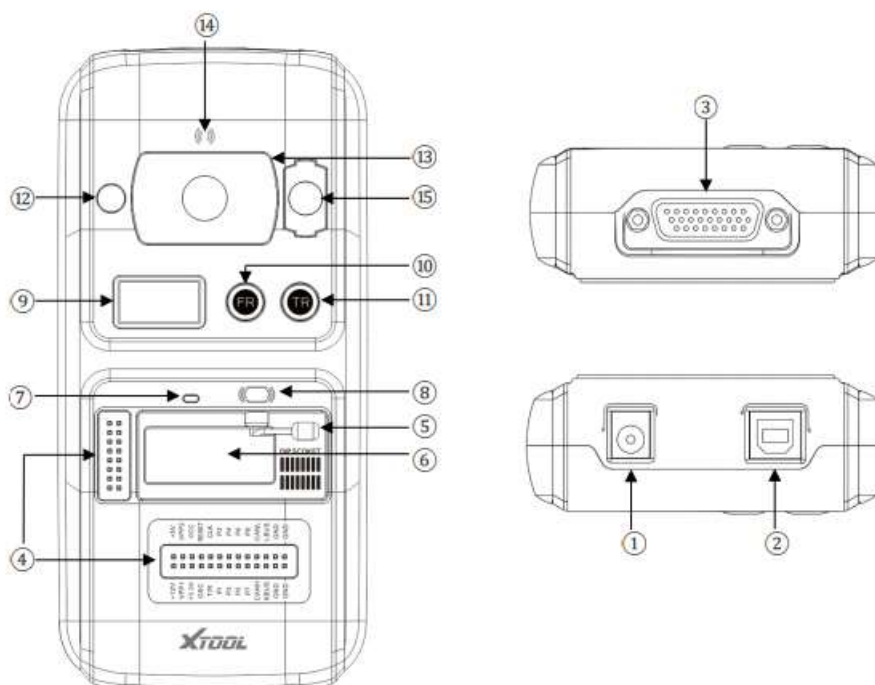
The KC501 programmer has the following functions:

- Read and write car key remote control data and key frequency detection;
- Read and write data of on-board EEPROM chip;
- Read and write data of on-board MCU/ECU chip;
- The KC501 programmer needs to be used with the anti-theft related diagnostic equipment of Shenzhen Xtooltech Co., Ltd. , and can also be used with the PC-side programmer software. The product has stable functions and reliable performance.

PRODUCT SPECIFICATIONS

Display Screen	320×480 dpi TFT Colorful Screen
Working Voltage	9V-18V
Working Temperature	-10℃-60℃
Storage Temperature	-20-60℃
Appearance Size	177 mm* 85 mm* 32 mm
Weight	0.32kg

PRODUCT APPEARANCE AND INTERFACES KC501 The appearance of the programmer product is shown in the figure below:



1.DC Port:	It provides 12V DC power supply.
2.USB Port:	It provides data communication and 5V DC power supply.
3.DB 26-Pin Port:	It connects with the Mercedes Benz infrared cable, ECU cable, MCU cable, MC9S12 cable.
4.Cross Signal Pins:	It holds the MCU board, MCU spare cable or DIY signal interface.
5.Locker:	It locks the EEPROM component transponder slot to ensure proper functioning.
6.EEPROM Component Transponder Slot:	It holds the EEPROM plug-in transponder or EEPROM socket.

7.Status LED:	It indicates the current operating status.
8.IC Card Induction Area	It is used to read and write IC card data.
9.Display Screen	It is used to show remote frequency or transponder ID.
10. Remote Frequency Button	Press this button to show remote frequency in the display screen.
11. Transponder ID Button	Press this button to show transponder ID in the display screen.
12. Transponder Slot:	It holds the transponder.
13. Vehicle Key Slot:	It holds the vehicle key.
14. Remote Control Transponder Induction Area	It is used to read and write remote control transponder data.
15. Mercedes Infrared Key Slot:	It holds the Mercedes infrared key.

UPGRADE AND OVERHAUL

PRODUCT UPGRADE

The KC501 programmer can be upgraded in the following ways:

1. Update software through Langren technology anti-theft related diagnostic equipment

When the KC501 is connected to the diagnostic equipment, the diagnostic equipment will automatically detect the KC501 software version. If it detects that it is not the latest version, it will automatically update and update to the latest version.

2. Software update through KC501 PC software, the steps are as follows

- Use a USB cable to connect KC501 to the USB port of the PC;
- Confirm that the LED indicator on the front panel of KC501 displays normally;
- The PC software will automatically detect whether the current version is the latest version, and if the current version is not the latest version, it will be upgraded to the current latest version.

PRODUCT OVERHAUL

The following problems may be encountered when using this product:

1. Wrong connection with anti-theft matching device An error occurred when KC501 was connected to the anti-theft matching device, please check the following items:

- Is KC501 authorized.
- Whether the programmer indicator light is steady green.


2. PC connection error

- Whether the programmer indicator light is steady green
- You can try another USB cable when the USB cannot communicate
- Check the firewall, whether the software is isolated, or the USB port selection is wrong


SUPPORT LIST

The specific support list includes EEPROM, MCU, ECU, please check the official website.

Documents / Resources

	XTOOL KC501 Key Programmer [pdf] Instruction Manual KC501 Key Programmer, KC501, Key Programmer
---	--

References

-  [XTOOL](#)