



# xmartO DZ2034 2K 3MP Autotrack Rotation Wireless Security Camera User Manual

[Home](#) » [xmarto](#) » xmartO DZ2034 2K 3MP Autotrack Rotation Wireless Security Camera User Manual 



## Contents

- [1 How to view smart cameras on Alexa Echo Show?](#)
- [2 How to view xmartO cameras on Alexa Echo Show?](#)
- [3 How to view xmartO cameras on Alexa Echo Show?](#)
- [4 Documents / Resources](#)
- [5 Related Posts](#)



## How to view smart cameras on Alexa Echo Show?

After you add the device, pls go Device Setting, enable the Alexa function.

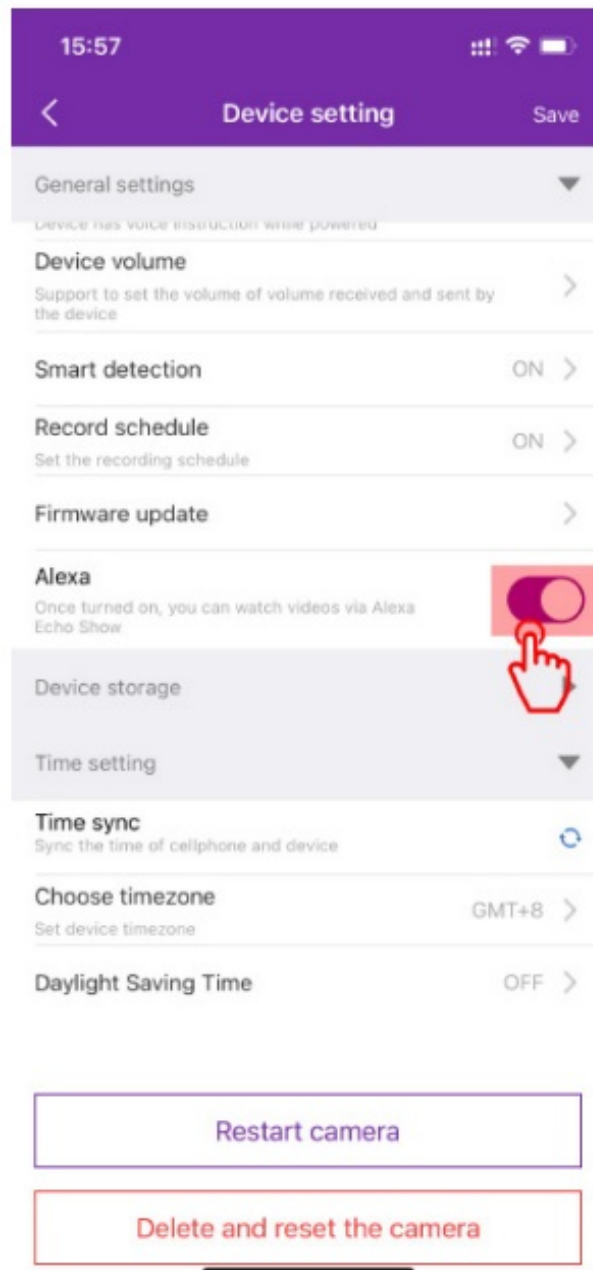


Fig. 3

On your phone, download and install the **Amazon Alexa** App, create an Alexa user account. (Skip this step if you've done this before.)

In Alexa App, go to **Skills & Games**, search 'smart' to find the xmartO Wallpixel Skill. Enable the skill.

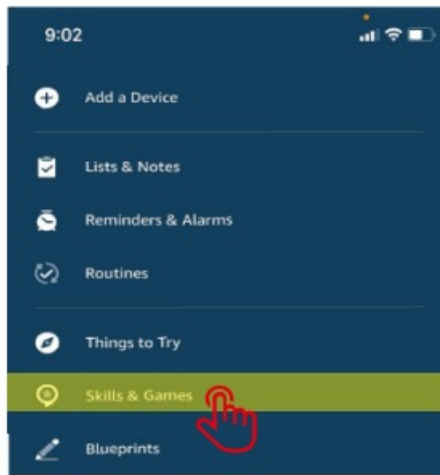


Fig. 6

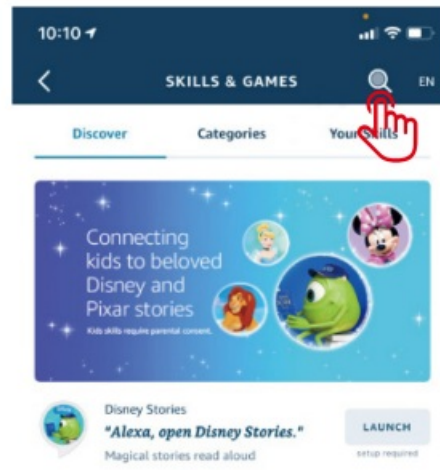


Fig. 7

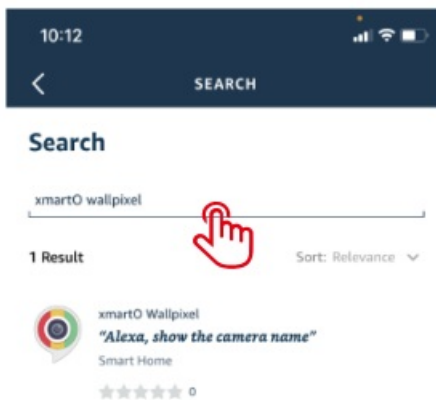


Fig. 8

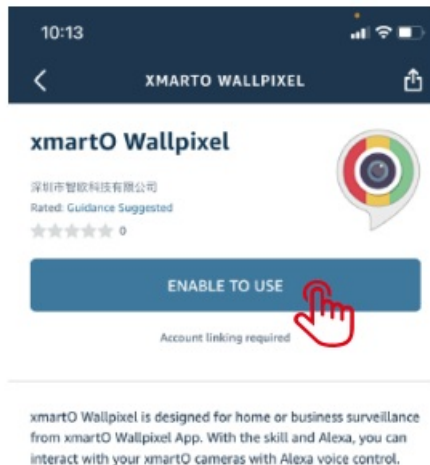


Fig. 9

Link account. After enabling the skill, the Alexa app will ask you to link your account. Enter your xmartO App Username and Password to log in.

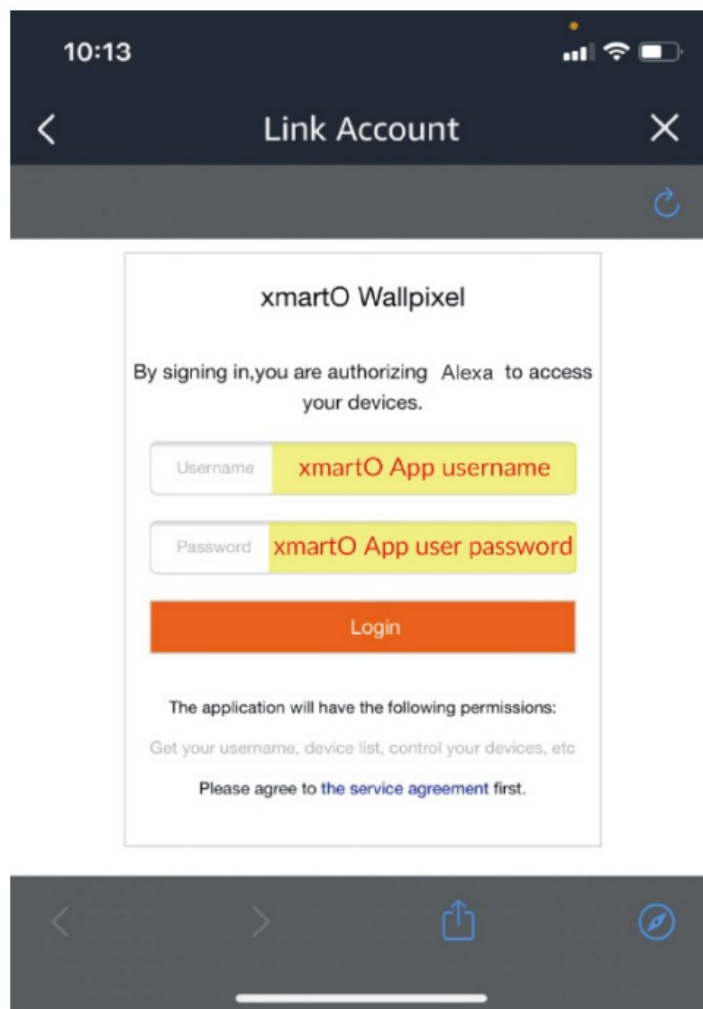


Fig. 10

**Discover Devices.** Tap 'DISCOVER DEVICES'; the Alexa App will look for and import devices from xmartO App. It will take the existed device names such as "porch camera" "Device 1" etc. If your xmartO device is a multiple-channel NVR system, please rename **each channel** in the Alexa App.

## Discover Devices

Smart Home devices must be discovered before they can be used with Alexa.

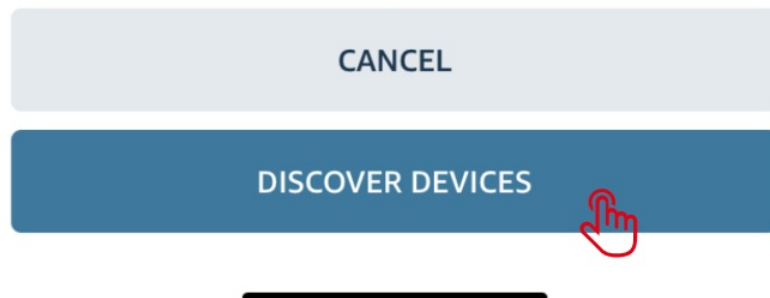


Fig.11

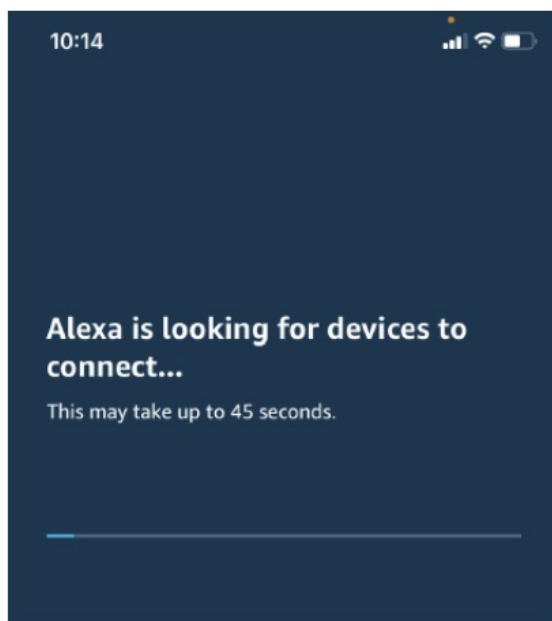


Fig. 12

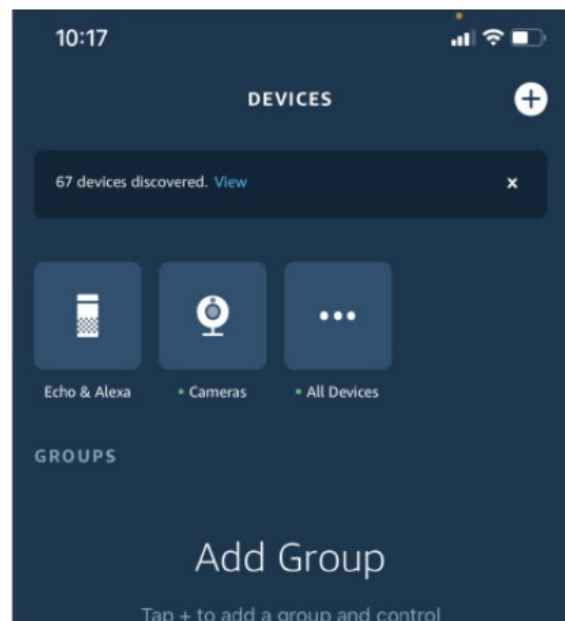


Fig. 13

Now, you can command your Echo Show to show you the camera.

“Alexa, show me the porch camera,”

“Alexa, show me the backyard camera, ”

“Alexa, show me the device 1 ”

**Tips:** Echo show does not support H.265 streams at this moment. It will display the camera’s sub-stream. In the future when the Echo show has H.265 capability, it will display mainstream. For cameras with H.265 stream only, the Echo show may not be able to display the image properly.



**How to view xmartO cameras on Alexa Echo Show?**

### For Standalone Camera:

On your phone, download and install the xmartO Wallpixel App, create an account, and add your xmartO device to the App following the user manual. (Skip this if you've finished these steps,)



Fig. 1

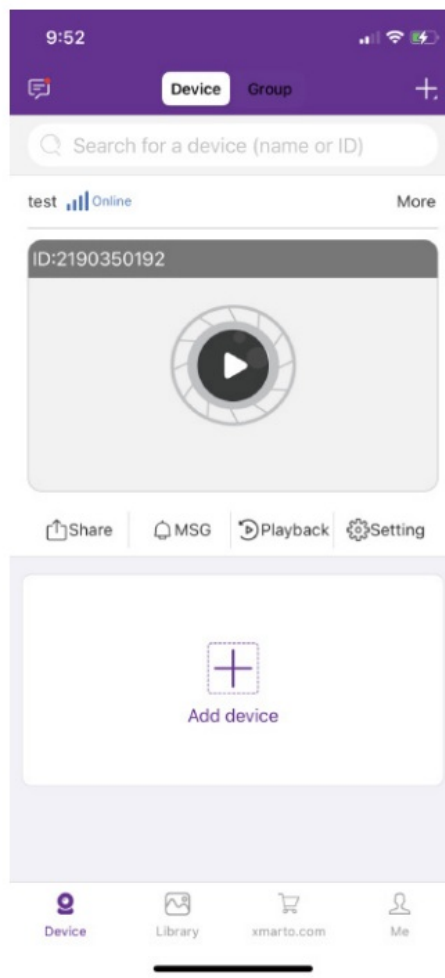


Fig. 2



### How to view xmartO cameras on Alexa Echo Show?

For Wireless Security Camera System: Pls right-click your NVR mouse, choose System Setting-Network Setting-Wireless Internet- Network Service and enable the Alexa.

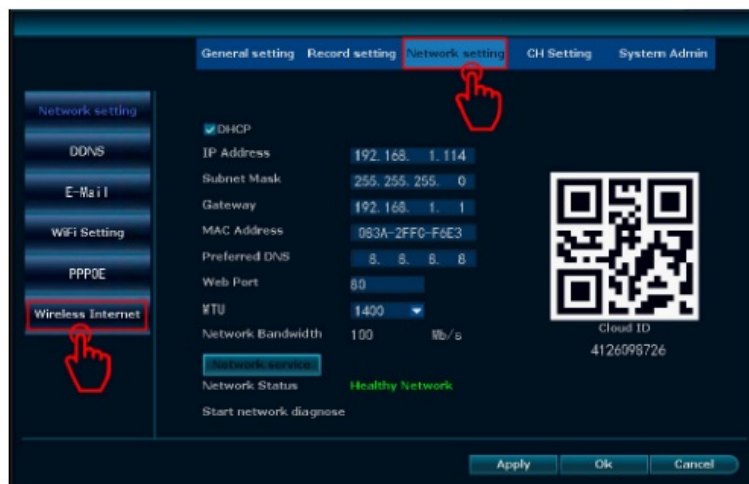


Fig. 4

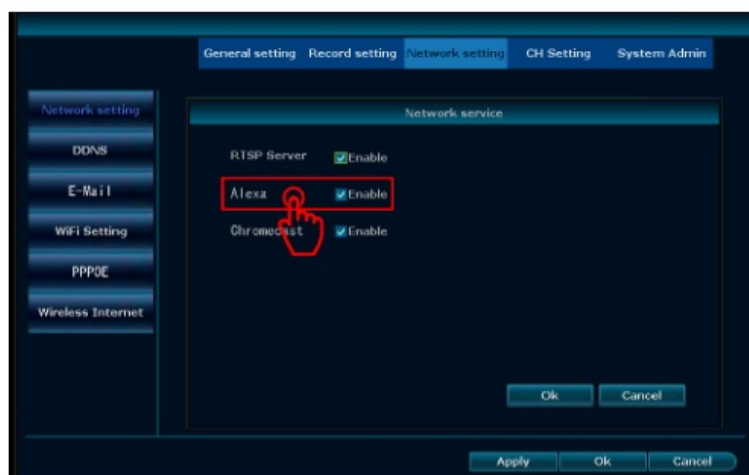



Fig. 5

## Documents / Resources

	<p><a href="#">xmartO DZ2034 2K 3MP Autotrack Rotation Wireless Security Camera</a> [pdf] User Manual  DZ2034, 2K 3MP Autotrack Rotation Wireless Security Camera, DZ2034 2K 3MP Autotrack Rotation Wireless Security Camera, Wireless Security Camera, Security Camera</p>
---	---