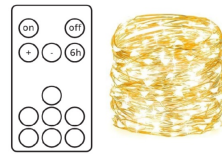


XINYE TECHNOLOGY XY2210 Wireless Remote Control String Light



XINYE TECHNOLOGY XY2210 Wireless Remote Control String Light Instruction Manual

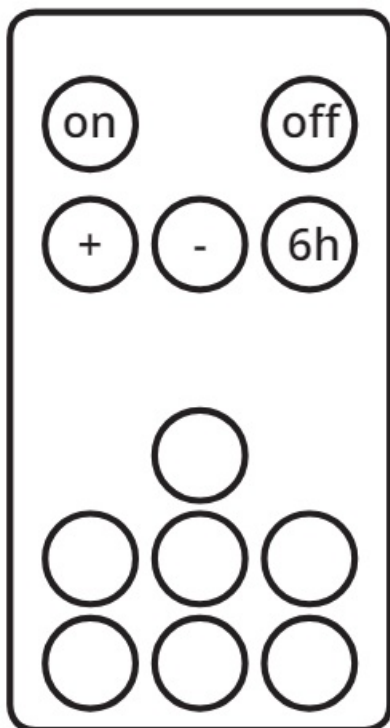
[Home](#) » [XINYE TECHNOLOGY](#) » XINYE TECHNOLOGY XY2210 Wireless Remote Control String Light Instruction Manual 

Contents

- [1 XINYE TECHNOLOGY XY2210 Wireless Remote Control String Light](#)
- [2 Operating](#)
- [3 Remote control functions](#)
- [4 Function button control box](#)
- [5 Specifications](#)
- [6 FAQ](#)
- [7 Documents / Resources](#)
 - [7.1 References](#)
- [8 Related Posts](#)

XINYE

XINYE TECHNOLOGY XY2210 Wireless Remote Control String Light



Operating

1. Remove the light-set from the package and unroll the garland before use.
2. Please do not connect this light-set to the electric lighting system while it is still in the box.
3. The light-set can only be connected to the IP44 Transformer, which is enclosed in the box.
4. The transformer can be used in- and outdoors.
5. Ensure that the power source is the same as the specified power.
6. The lamps are not replaceable.
7. Do not connect this light-set electrically to another one.
8. The power cord of the light-set cannot be replaced; Where breakage or damage to the cord occurs, the light-set must not be used/energised but disposed of safely.
9. Avoid any damage to the isolation of the wiring

This light-set can be used in- and outdoors. Please keep all the relevant information for future reference!

The functions of this string light can be controlled by using the remote control or the control box

Remote control functions

- Turn light set on or off (press: ON/OFF)
- Select a steady color (press: colored buttons)
- Change function (press: Mode + / Mode -)
- Pause light set in a function (press: II)
- Enable timer (press: 6H)

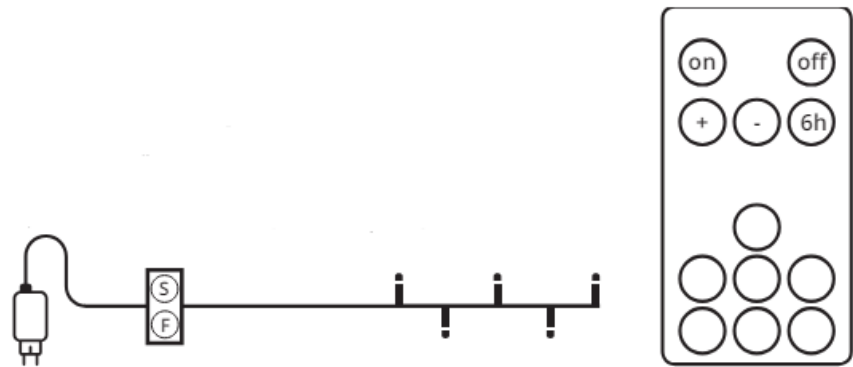
Function button control box

- S: Select 1 of the 7 steady colors

- F: Select desired function (30 functions)

Please take attention that changes or modifications not expressly approved by the party responsible for compliance could void the user’s authority to operate the equipment. This device complies with Part 15 of the FCC Rules. Operation is subject to the following two conditions:

1. This device may not cause harmful interference, and
2. This device must accept any interference received, including interference that may cause undesired operation.



Specifications

Control	Function
On/Off	Power the device on or off
+/-	Adjust brightness (not clearly indicated in the image)
6h	Timer function for 6 hours on
S	Select one of the seven colors
F	Select one of the thirty functions

FAQ

Q: What should I do if the power cord is damaged?

A: The light-set must not be used and should be disposed of safely.

Q: Can I replace the lamps if they go out?

A: No, the lamps are not replaceable.

Q: Is the light-set suitable for outdoor use?

A: Yes, the light-set and transformer are suitable for both indoor and outdoor use.

Q: How do I control the different functions of the light-set?

A: You can control the functions using the provided remote control or control box.

Documents / Resources



[XINYE TECHNOLOGY XY2210 Wireless Remote Control String Light](#) [pdf] Instruction Manual
XY2210, XY2210 Wireless Remote Control String Light, Wireless Remote Control String Light, Remote Control String Light, Control String Light, String Light, Light

References

- [User Manual](#)

[Manuals+](#), [Privacy Policy](#)

This website is an independent publication and is neither affiliated with nor endorsed by any of the trademark owners. The "Bluetooth®" word mark and logos are registered trademarks owned by Bluetooth SIG, Inc. The "Wi-Fi®" word mark and logos are registered trademarks owned by the Wi-Fi Alliance. Any use of these marks on this website does not imply any affiliation with or endorsement.