

iSearching

Xinfeiyi Technology Y04 Smart Tracker

Xinfeiyi Technology Y04 Smart Tracker User Manual

[Home](#) » [Xinfeiyi Technology](#) » Xinfeiyi Technology Y04 Smart Tracker User Manual 

Xinfeiyi Technology Y04 Smart Tracker



iSearching

Xinfeiyi Technology Y04 Smart Tracker

Contents

- 1 IMPORTANT INFORMATION
- 2 APP DOWNLOAD AND INSTALL
- 3 POWER ON/OFF
- 4 START APP
- 5 SELFIE
- 6 LOCATION
- 7 BATTERY REPLACEMENT
- 8 FCC Warning
- 9 Documents / Resources
 - 9.1 References
- 10 Related Posts

IMPORTANT INFORMATION

This guide is for your benefit to make sure you fully understand how to use the product.

This product is a 8/bluetooth wireless device running the 'isearching' application. Before using it, you need to place the things that are easily lost with the product together.

In the effective Bluetooth connection range (About 25 meters/75 ft no barrier), you can make the product beeps to find your things with your phone's opp, you can double-click the product's button to cause your phone ring, and you can use the product to take photos.

(With these features, you can find anything you want to find with ease. Such as,keys,bags,remote control, wallet, mobile phone ...)

When the product is out of range with your phone's Bluetooth, the alert will be triggered in both of the product and your phone, and last lost location will be marked on the map in the 'isearching' app. (To use this feature, you need to open 'Phone Alarm While Lost function' in the setting. With these features, your belongings and mobile phone will be protected in a specified range. If you forget to take your belongings, you will be reminded with your phone's alert. If your phone is left behind, you will be reminded with the tracker's alert.)

In order to use the product, your device will need both of the following:

1. Bluetooth 4.0
2. iOS 8.0 and higher, Android 4.4 and higher.

APP DOWNLOAD AND INSTALL



iSearching



Apple, APP Store,iPhone,iPod and iPad touch are trademarks of Apple Inc.

Google play is a trademark of Google Inc. All other trademarks are properties of their respective owners.

1. You can download the 'isearching' APP from the APP Store.



2. You can download the 'isearching' APP from the Google Play.



POWER ON/OFF

Power On:

Hold down the tracker's function button for at least 3 seconds.

You will hear two beeps, the tracker is now powered on.


Power Off:

Hold down the tracker function button for at least 3 seconds.

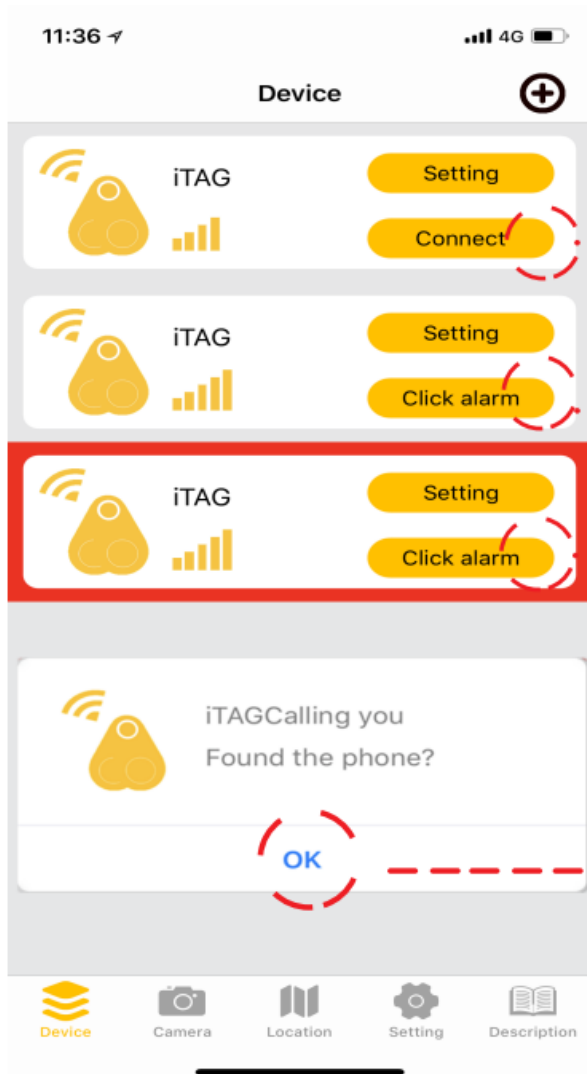
You will hear a long single beep. The tracker is now powered off.

START APP

Open the app on your smartphone. Please take time to review the tutorial page. Please click the NA/low# of the notifications of the APP.



*Tap here or drop-down
interface to add devices*

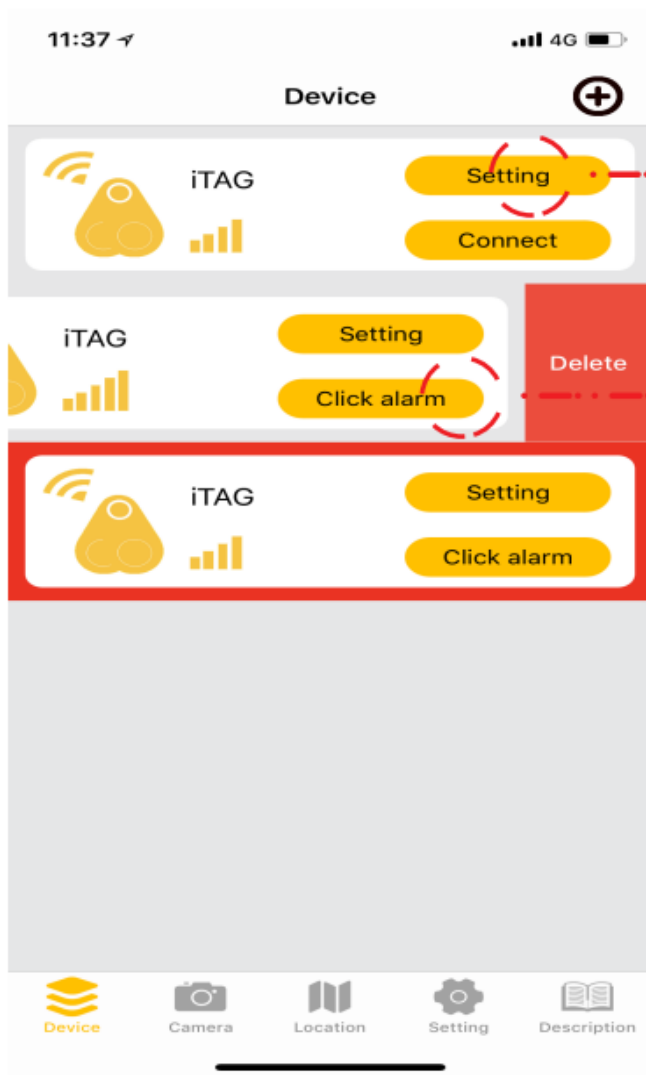


Tap 'Connect' to connect device.

Tap 'Find Device' to make the tracker beeps.

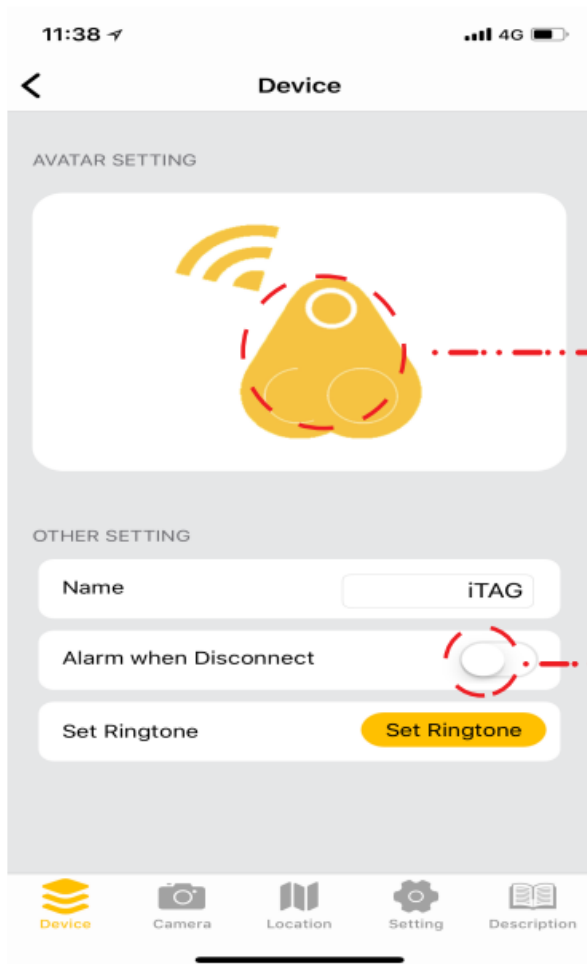
Tap 'Cancel' to stop the beeps.

When your tracker is connected and within range, you may use your tracker to find your lost phone. Press the button 2 times in succession and it will cause your phone to alert. Tap 'Confirm' to stop the alert.



Go settings

Slide it to the left, you can delete the device.



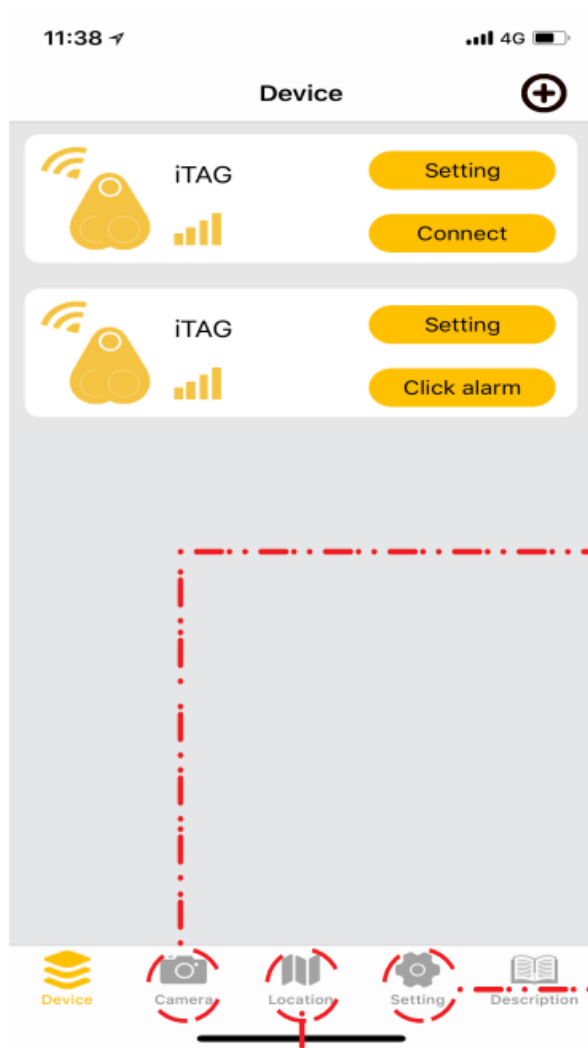
You may edit the device name- such as Wallet, Key, Dog etc. You can take a picture and save for your reference.

TO USE THE ANTI-LOST ALARM FEATURE, YOU MUST TURN ON THIS BUTTON.

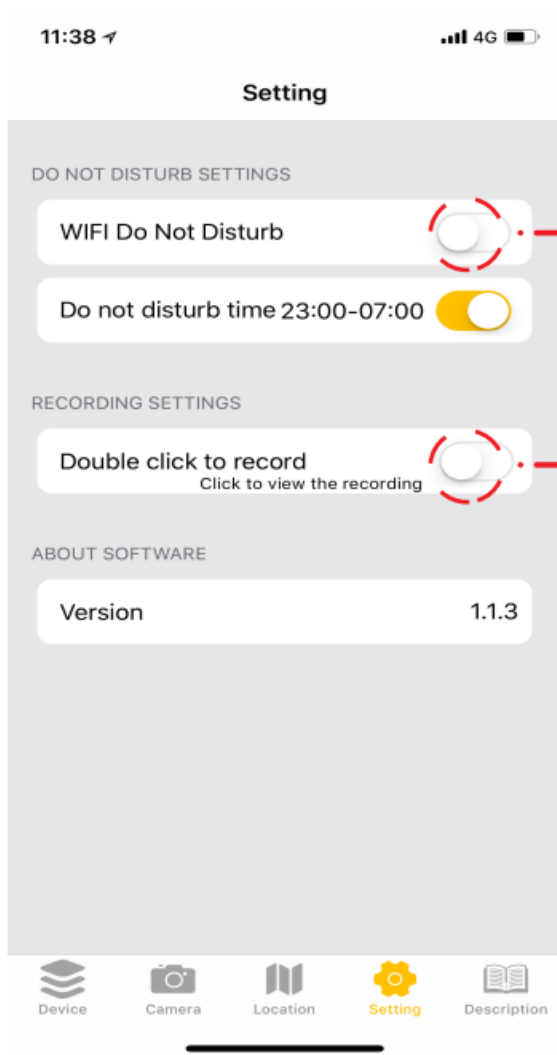
SELFIE

Press 'Camera'; the camera will show up.

Press the connected tracker's button to take the photo, it works as a remote shutter.



Switch the front and rear camera.



Switch 'No disturbance' on, alarm function of all devices will be deactivated.

Setting for alarm or voice recording.

Voice records will be here.

LOCATION

Location History: When you park your car, press the tracker's button, it will mark your current location on the map. Press the location history you will find your vehicle.

Lost History: If you lost your tracker, you can find it in 'Lost History'. A pin-drop will be marked automatically on map and it will tell you the tracker's location. Just press 'Lost History' to find their card.

BATTERY REPLACEMENT

Battery type: CR2032

The CR2032 is a standard sized battery and easy to purchase.

Open the case from the buttons of the device and replace the battery.

FCC Warning

This equipment has been tested and found to comply with the limits for a Class B digital device, pursuant to part 15 of the FCC Rules. These limits are designed to provide reasonable protection against harmful interference in a residential installation. This equipment generates, uses and can radiate radio frequency energy and, if not installed and used in accordance with the instructions, may cause harmful interference to radio communications. However, there is no guarantee that interference will not occur in a particular installation. If this equipment does cause harmful interference to radio or television reception, which can be determined by turning the equipment off and on, the user is encouraged to try to correct the interference by one or more of the following measures:

- Reorient or relocate the receiving antenna.
- Increase the separation between the equipment and receiver.
- Connect the equipment into an outlet on a circuit different from that to which the receiver is connected.
- Consult the dealer or an experienced radio/TV technician for help.


Caution: Any changes or modifications to this device not explicitly approved by manufacturer could void your authority to operate this equipment.

This device complies with part 15 of the FCC Rules. Operation is subject to the following two conditions:

1. This device may not cause harmful interference, and
2. this device must accept any interference received, including interference that may cause undesired operation.

This equipment complies with FCC radiation exposure limits set forth for an uncontrolled environment. This equipment should be installed and operated with minimum distance 0cm between the radiator and your body.

Documents / Resources

	Xinfeiyi Technology Y04 Smart Tracker [pdf] User Manual 2A5C6-Y04, 2A5C6Y04, Y04, Y04 Smart Tracker, Smart Tracker, Tracker
---	--

References

- [User Manual](#)

[Manuals+](#), [Privacy Policy](#)

This website is an independent publication and is neither affiliated with nor endorsed by any of the trademark owners. The "Bluetooth®" word mark and logos are registered trademarks owned by Bluetooth SIG, Inc. The "Wi-Fi®" word mark and logos are registered trademarks owned by the Wi-Fi Alliance. Any use of these marks on this website does not imply any affiliation with or endorsement.