




**Xiaomi Pad 7  
Android  
Tablet**



# Xiaomi Pad 7 Android Tablet User Guide

[Home](#) » [Xiaomi](#) » **Xiaomi Pad 7 Android Tablet User Guide** 

## Contents

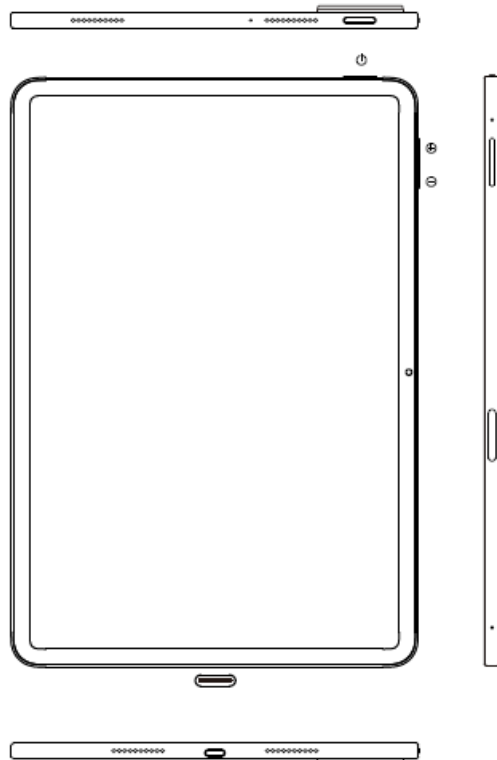
- [1 Xiaomi Pad 7 Android Tablet](#)
- [2 OVERVIEW](#)
- [3 Important Safety Information](#)
- [4 Safety Precautions](#)
- [5 FCC Regulations](#)
- [6 FAQ](#)
- [7 Documents / Resources](#)
  - [7.1 References](#)
- [8 Related Posts](#)



**Xiaomi Pad 7 Android Tablet**



## OVERVIEW



**Thank you for choosing Xiaomi Pad 7**

Long press the power button to turn on the device. Follow the on-screen instructions to configure the device. For

more information, visit our official website: [www.mi.com/global/service/userguide](http://www.mi.com/global/service/userguide)

## WEEE



Special precautions must be taken to safely dispose of this product. This marking indicates that this product may not be discarded with other household waste in the EU. To prevent harm to the environment or human health from inappropriate waste disposal, and to promote sustainable reuse of material resources, please recycle responsibly. To safely recycle your device, please use return and collection systems or contact the retailer where the device was originally purchased.

## CAUTION

RISK OF EXPLOSION IF BATTERY IS REPLACED BY AN INCORRECT TYPE. DISPOSE OF USED BATTERIES ACCORDING TO INSTRUCTIONS.



To prevent possible hearing damage, do not listen at high volume levels for long periods. Additional safety information and precautions can be accessed at the following link: [www.mi.com/en/certification](http://www.mi.com/en/certification)

## Important Safety Information

Read all safety information below before using your device:

- Use of unauthorized cables, power adapters, or batteries can cause fire, explosion, or pose other risks.
- Use only authorized accessories which are compatible with your device.
- This device's operating temperature range is 0°C to 40°C. Using this device in an environment outside of this temperature range may damage the device.
- If your device is provided with a built-in battery, to avoid damaging the battery or the device, do not attempt to replace the battery yourself.
- Charge this device only with the included or authorized cable and power adapter. Using other adapters may cause fire, electric shock, and damage the device and the adapter.
- After charging is complete, disconnect the adapter from both the device and the power outlet. Do not charge the device for more than 12 hours.
- The battery must be recycled or disposed of separately from household waste. Mishandling the battery may cause fire or explosion. Dispose of or recycle the device, its battery, and accessories according to your local regulations.
- Do not disassemble, hit, crush, or burn the battery. If the battery appears deformed or damaged, stop using it immediately.
  - Do not short circuit the battery, as this may cause overheating, burns, or other injury.
  - Do not place the battery in a high-temperature environment.
  - Overheating may cause explosion.
  - Do not disassemble, hit, or crush the battery, as this may cause the battery to leak, overheat, or explode.
  - Do not burn the battery, as this may cause fire or explosion.
  - If the battery appears deformed or damaged, stop using it immediately.

- User shall not remove or alter the battery. Removal or repair of the battery shall only be done by an authorized repair center of the manufacturer.
- Keep your device dry.
- Do not try to repair the device yourself. If any part of the device does not work properly, contact Mi customer support or bring your device to an authorized repair center.
- Connect other devices according to their instruction manuals. Do not connect incompatible devices to this device.
- For AC/DC adapters, the socket-outlet shall be installed near the equipment and shall be easily accessible.

## **Safety Precautions**

- Observe all applicable laws and rules restricting use of tablet in specific situations and environments.
- Do not use your tablet at petrol stations or in any explosive atmosphere or potentially explosive environment, including fueling areas, below decks on boats, fuel or chemical transfer or storage facilities, or areas where the air may contain chemicals or particles such as grain, dust, or metal powders. Obey all posted signs to turn off wireless devices such as your tablet or other radio equipment. Turn off your tablet or wireless device when in a blasting area or in areas requiring “two-way radios” or “electronic devices” to be turned off to prevent potential hazards.
- Do not use your tablet in hospital operating rooms, emergency rooms, or intensive care units. Always comply with all rules and regulations of hospitals and health centers. If you have a medical device, please consult your doctor and the device manufacturer to determine whether your tablet may interfere with the device’s operation. To avoid potential interference with a pacemaker, always maintain a minimum distance of 15 cm between your tablet and the pacemaker. To avoid interference with medical equipment, do not use your tablet near hearing aids, cochlear implants, or other similar devices.
- Observe all aircraft safety regulations and turn off your tablet on board aircraft when required.
- When driving a vehicle, use your tablet in accordance with relevant traffic laws and regulations.
- To avoid being struck by lightning, do not use your tablet outdoors during thunderstorms.
- Do not use your tablet in places with high humidity, such as bathrooms. Doing so may result in electric shock, injury, fire, and charger damage.
- Connect the “Xiaomi Pad 7” to computer using a USB data cable.
- Use the USB cable included in the gift box with a Mi brand charger and then connect it to a power strip.
- You can also use any third-party charger that complies with USB2.0 or higher protocol standards and also meets the requirements of the International Information Technology Equipment Safety Standard (IEC 60950), Audio/video, Information and Communication Technology Equipment Standard (IEC 62368-1) and the related laws and regulations of your country or region.
- Please note that the product allows the use of chargers with the maximum output of 45W. The maximum voltage shall not exceed [11 V] and the maximum current shall not exceed [4.1A]. Using other chargers that do not meet the above requirements to charge this product may damage the product itself and your personal or property safety.

## **Security Statement**

Please update your tablet’s operating system using the built-in software update feature, or visit any of our authorized service outlets. Updating software through other means may damage the device or result in data loss, security issues, and other risks.



The power delivered by the charger shall be between min [10] Watts required by the radio equipment, and max [44] Watts in order to achieve the maximum charging speed. USB PD fast Charging.

## EU Regulations

### RED Declaration of Conformity

Xiaomi Communications Co., Ltd. hereby declares that this Tablet with Bluetooth and Wi-Fi 2410CRP4CG is in compliance with the essential requirements and other relevant provisions of the RE Directive 2014/53/EU. The full text of the EU declaration of conformity is available at the following internet address:

[www.mi.com/en/certification](http://www.mi.com/en/certification)

### RF Exposure Information (SAR)

This device is in compliance with Specific Absorption Rate (SAR) limits for general population/uncontrolled exposure (Localized 10-gram SAR for trunk, limit: 2.0W/kg) specified in Council Recommendation 1999/519/EC, ICNIRP Guidelines, and

### RED (Directive 2014/53/EU).

During SAR testing, this device was set to transmit at its highest certified power level in all tested frequency bands.

When attaching the device near the body, a belt clip or holster should be used which does not contain metallic components. RF exposure compliance was not tested or certified with any accessory containing metal worn on the body, and use of such an accessory should be avoided.

### Certification Information (Highest SAR)

- SAR 10 g limit: 2.0 W/Kg,
- SAR Value: Body: 0.993 W/Kg (0 mm distance).

### Legal Information

This device may be operated in all member states of the EU and UK. Observe national and local regulations where the device is used.

This device is restricted to indoor use only when operating in the 5250 to 5350 MHz, 5945 to 6425MHz frequency range in : AT,BE,BG,HR,CY,CZ,DK,EE,FI,FR,DE,EL,HU, IE,IT,LV,LT,LU,MT,NL,PL,PT,RO,SK,SI,ES,SE,UK(NI),IS,LI,NO,CH,TR Wi-Fi connectivity (including Wi-Fi frequency bands, Wi-Fi standards and other features as ratified in IEEE Standard 802.11 specifications) may vary based on regional availability and local network support. The function may be added via OTA when and where applicable

### Restrictions in the 2.4 GHz band:

Norway: This subsection does not apply for the geographical area within a radius of 20 km from the centre of Ny-Ålesund.

Please ensure the used power adapters are compliant with applicable country regulations and international and regional safety standards.

### Frequency Bands and Power

This tablet offers the following frequency bands in EU areas only and maximum radio-frequency power: Bluetooth:

20 dBm

- Wi-Fi 2.4 GHz band: 20 dBm
- Wi-Fi 5 GHz: 5150 to 5250MHz: 23 dBm, 5250 to 5350 MHz: 23 dBm,
- 5470 to 5725 MHz: 23 dBm, 5725 to 5850 MHz: 14 dBm, 5945 to 6425 MHz: 23dBm
- Wireless reverse charging: 110~148 KHz < 37.7 dBuA/m at 10m Distance

## FCC Regulations

This tablet complies with part 15 of the FCC Rules. Operation is subject to the following two conditions:

1. This device may not cause harmful interference, and
2. This device must accept any interference received, including interference that may cause undesired operation.

This tablet has been tested and found to comply with the limits for a Class B digital device, pursuant to Part 15 of the FCC Rules. These limits are designed to provide reasonable protection against harmful interference in a residential installation.

This equipment generates, uses and can radiate radio frequency energy and, if not installed and used in accordance with the instructions, may cause harmful interference to radio communications. However, there is no guarantee that interference will not occur in a particular installation. If this equipment does cause harmful interference to radio or television reception, which can be determined by turning the equipment off and on, the user is encouraged to try to correct the interference by one or more of the following measures:

- Reorient or relocate the receiving antenna.
- Increase the separation between the equipment and receiver.
- Connect the equipment into an outlet on a circuit different from that to which the receiver is connected.
- Consult the dealer or an experienced radio/TV technician for help.

## RF Exposure Information (SAR)

This device meets the government's requirements for exposure to radio waves. This device is designed and manufactured not to exceed the emission limits for exposure to radio frequency (RF) energy. The exposure standard for wireless devices employs a unit of measurement known as Specific Absorption Rate, or SAR.

The SAR limit set by the FCC is 1.6 W/Kg. For body-worn operation, this device has been tested and meets the FCC RF exposure guidelines for use with an accessory that contains no metal. RF exposure compliance with any body-worn accessory that contains metal was not tested and certified, and use of such body-worn accessory should be avoided.

## FCC Note

Changes or modifications not expressly approved by the party responsible for compliance could void the user's authority to operate the equipment. Shielded cables must be used with this unit to ensure compliance with the Class B FCC limits. Operation of transmitters in the 5.925-7.125 GHz band is prohibited for control of or communications with unmanned aircraft systems.

## FAQ

### • Q: How do I dispose of the Xiaomi Pad 7 responsibly?

A: To safely dispose of the product, follow the WEEE guidelines provided in the user manual. Do not discard with household waste. Contact the retailer or use return and collection systems for recycling.



• **Q: What precautions should I take regarding battery replacement?**

A: Do not replace the battery with an incorrect type to avoid the risk of explosion. Dispose of used batteries according to the instructions provided in the manual.

• **Q: How can I update the tablet’s software?**

A: Update the tablet’s operating system using the built-in software update feature or visit authorized service outlets to ensure security and prevent data loss.

**Documents / Resources**

 <p>To view the user guide, scan the QR code.</p> <p>Xiaomi Pad 7 Quick Start Guide</p>	<p><a href="#">Xiaomi Pad 7 Android Tablet</a> [pdf] User Guide O82 Pad, Pad 7 Android Tablet, Pad 7, Android Tablet, Tablet</p>
 <p>To view the user guide, scan the QR code.</p> <p>Xiaomi Pad 7 Quick Start Guide</p>	<p><a href="#">Xiaomi Pad 7 Android Tablet</a> [pdf] User Guide 2410CRP4CG, Pad 7 Android Tablet, Pad 7, Android Tablet, Tablet</p>

**References**

- [User Manual](#)

Manuals+, Privacy Policy

This website is an independent publication and is neither affiliated with nor endorsed by any of the trademark owners. The "Bluetooth®" word mark and logos are registered trademarks owned by Bluetooth SIG, Inc. The "Wi-Fi®" word mark and logos are registered trademarks owned by the Wi-Fi Alliance. Any use of these marks on this website does not imply any affiliation with or endorsement.