



Xiaomi NUN4056GL Smart Scales 2 LED Display User Guide

[Home](#) » [Xiaomi](#) » Xiaomi NUN4056GL Smart Scales 2 LED Display User Guide 

Contents

- [1 Xiaomi NUN4056GL Smart Scales 2 LED Display](#)
- [2 Battery Installation](#)
- [3 Setting unit for weight measurement](#)
- [4 Getting Started](#)
 - [4.1 Installing «Mi Fit» APP on your mobile](#)
 - [4.2 Pairing scales with mobile](#)
 - [4.3 Meaning of symbols \(characters\)](#)
- [5 Specifications](#)
- [6 Warranty](#)
- [7 Fault list](#)
- [8 Presence of toxic and hazardous substances](#)
- [9 Documents / Resources](#)
- [10 Related Posts](#)

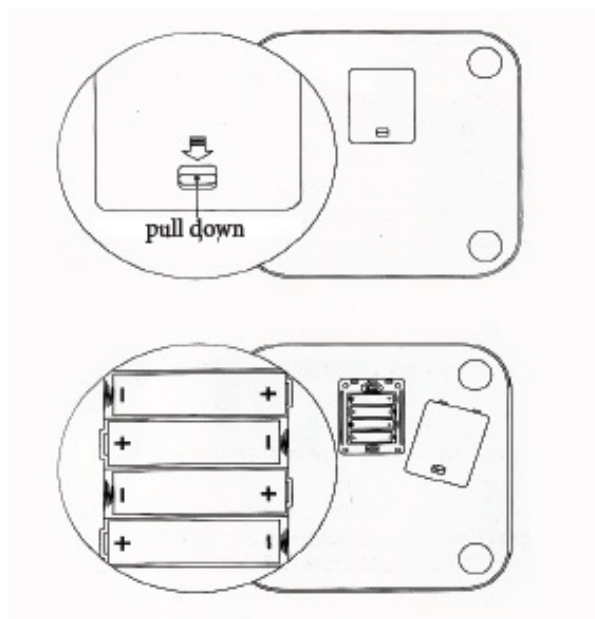


Xiaomi

Xiaomi NUN4056GL Smart Scales 2 LED Display

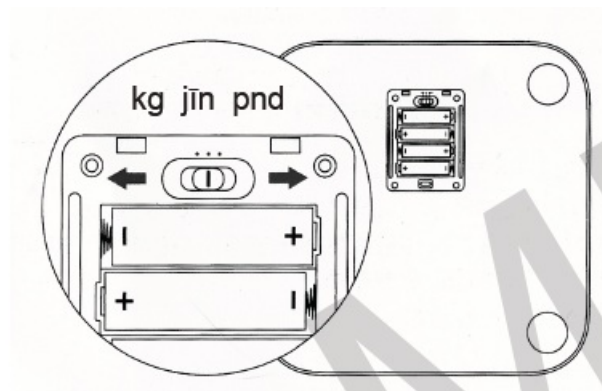


Battery Installation



On image, which is below, shown how to open unit cover for the battery. Then place 4 batteries in the unit. Pull down the button cover

Setting unit for weight measurement



You can adjust and set required unit for weight measurement by moving to the right, left, Mi scales can measure weight in kg, jīn and pounds.

Getting Started

After installing batteries, close the cover and set scales in a stable, level ground. Wait until on scale appears «HELLO», and then you can stand on it. Once on the scales numbers will flash, it means that your weight is defined.

To ensure accurate measurements, do not set scales on carpets, rugs, or other soft surfaces.

Installing «Mi Fit» APP on your mobile


To download and install the application «Mi Fit» for scales on mobile, in Mi Store or Apple Store find «Mi Fit» or scan QRcode.



Attention! You need to login to your Mi-account.

Register there: <http://i.mi.com>

Pairing scales with mobile




Switch on scales application «Mi Fit», basing on the registration number of Mi scales connect it to mobile. After pairing, you can save results in the «cloud» check your weight on your phone and history of weighing.

If during weighing battery icon appears with a small charge, which you see on a picture below, please change them immediately.

Meaning of symbols (characters)

If scales will flash OL (see picture below), this means the excess of the maximum weight 150 kg.



Cautions

- * Do not install scales on a slippery, wet surface, and do not stand on scales with wet feet to avoid falling.
- * While weighing get with your both feet on the middle of scales to avoid them overturned.
- * Surface is made of glass, so do not drop any items on scales, not to break them down or to damage.
- * Use scales only on a dry surface, can not be immersed in water.
- * Use wet and clean towel (cloth) to wipe the surface of scales, avoid contact with organic solvents, and other chemicals.
- * After batteries are fully discharged, immediately remove them from scales, to avoid battery leakage and corrosion of scales body.

Specifications

- **Weight range:** 5-150kg
- **The lowest value of division:** 50g
- **Net weight:** 1,9kg
- **Weighing units:** kg, pnd, jīn
- **Surface material:** tempered glass
- **Bottom surface material:** ABS
- **Operating temperature:** 10-40C
- **Power:** 1.5W 4 AA batteries
- **Size:** 300mm x 300mm x 28.2mm
- **Requirements:** Android 4.4 system and higher, support for Bluetooth 4.0 Mi phone; iOS 7.0 system and iPhone 4s / 5 / 5c / 5s / 6/6 Plus and above.

Warranty

Warranty service is carried out in accordance with the law on «rights of consumers of China» and «Law of the PRC on the quality of products.» The warranty service includes:
During warranty period you have right for repair, exchange or to return product. For repair, replacement or returned goods you need to submit a receipt.

1. Within 7 days from the date of purchase, in case of a problem of «fault list» service center Xiaomi determines cause of the problem, then you can choose a free replacement of the product, return or repair.
2. Within 8-15 days from the date of purchase, in case of a problem of «fault list» service center Xiaomi defines the problem, and then you choose a free replacement or repair of the product.
3. Within 12 months from the date of purchase, in case of a problem of «fault list» service center Xiaomi defines the problem, after which you are given a free repair.

Fault list



Conditions are not covered by warranty

- Damages caused by (because of) unauthorized repair, improper use, falling objects, water ingress, accidents, alteration, misuse, or if, due to software installation problems arises with the device; or if broken, changed tags or serial number;
- The warranty period has already expired;
- Damage caused by force majeure;
- Did not match to Xiaomi service center «fault list».

Presence of toxic and hazardous substances



O: toxic and harmful substances in all components of the device contained in an amount below the limit of value according to SJ / T11363-2006 «requirements limiting the presence of toxic and hazardous substances in products.»

X: indicates the presence of toxic and hazardous substances in at least one of the components in this product in excess of the limit, according to SJ / T11363-2006 «requirements limiting the presence of toxic and hazardous substances in products.»

This product complies to the European RoHS requirements and regulations for the protection of the environment; international countries still can not replace or reduce the aluminum content in copper alloy.

Documents / Resources



[Xiaomi NUN4056GL Smart Scales 2 LED Display](#) [pdf] User Guide

NUN4056GL, Smart Scales 2 LED Display