



xiaomi MDZ-26-DB Mi Bluetooth Speaker User Guide


[Home](#) » [Xiaomi](#) » xiaomi MDZ-26-DB Mi Bluetooth Speaker User Guide 

Contents

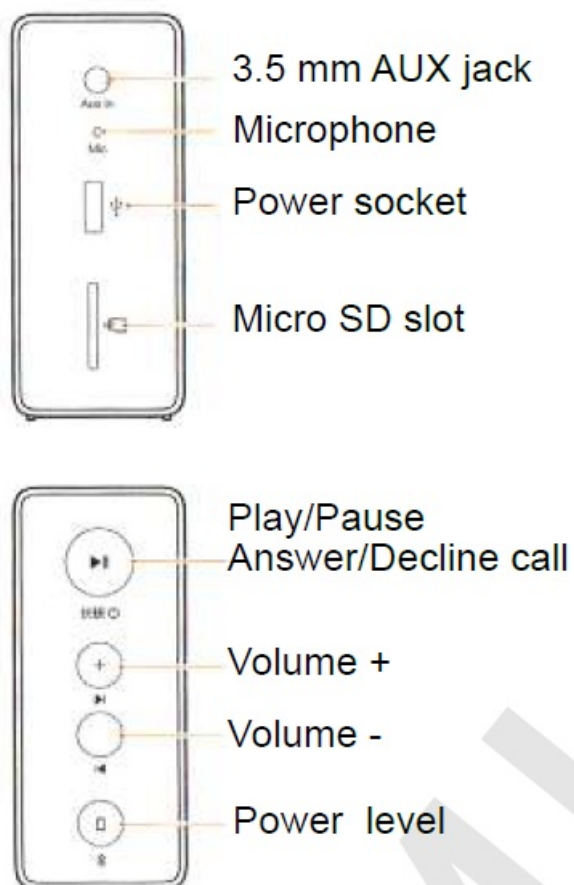
- 1 xiaomi MDZ-26-DB Mi Bluetooth Speaker
- 2 DESCRIPTION
- 3 SPECIFICATION
- 4 Connecting
- 5 Connecting to other devices
- 6 Connecting to new devices
- 7 Charging the device
- 8 Play music via Bluetooth
- 9 Play music via 3.5 mm AUX jack
- 10 Play music via Micro SD slot
- 11 Incoming calls
- 12 Warranty
- 13 Notice
- 14 Documents / Resources
- 15 Related Posts



xiaomi MDZ-26-DB Mi Bluetooth Speaker



DESCRIPTION



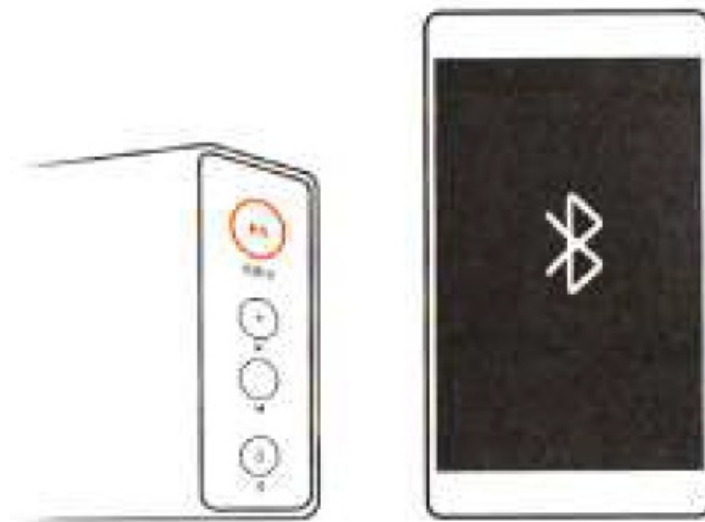
SPECIFICATION

- Max acoustic power: 3Wx2 (4ohm, THD <1%)
- Speakers: 36mm, Driver x2
- Bluetooth: 4.0
- Microphone: Speakerphone x1
- Frequency range: 85Hz-20KHz
- Battery, voltage: 1500mAh 3.8V

- Charging time: 2.5 hrs 8 hrs
- Operation time: (65dB/ 1m pink noise)
- Input power: USB 5V.-2A
- Dimensions: 168x58x24.5MM
- Temperature range: 0C-45C

Connecting

- Press and hold for 2 seconds «Start/ Stop» button before you hear the beep
- Mi Bluetooth speaker can automatically turn on the device search for Bluetooth.



Connecting to other devices

Turn on Bluetooth on your device, select the device from the proposed «Mi Bluetooth speaker». Beep would indicate a successful combination of devices, and then white Led indicator lights. In future, you only need to turn on Bluetooth on the device and the devices immediately connect to each other

Connecting to new devices

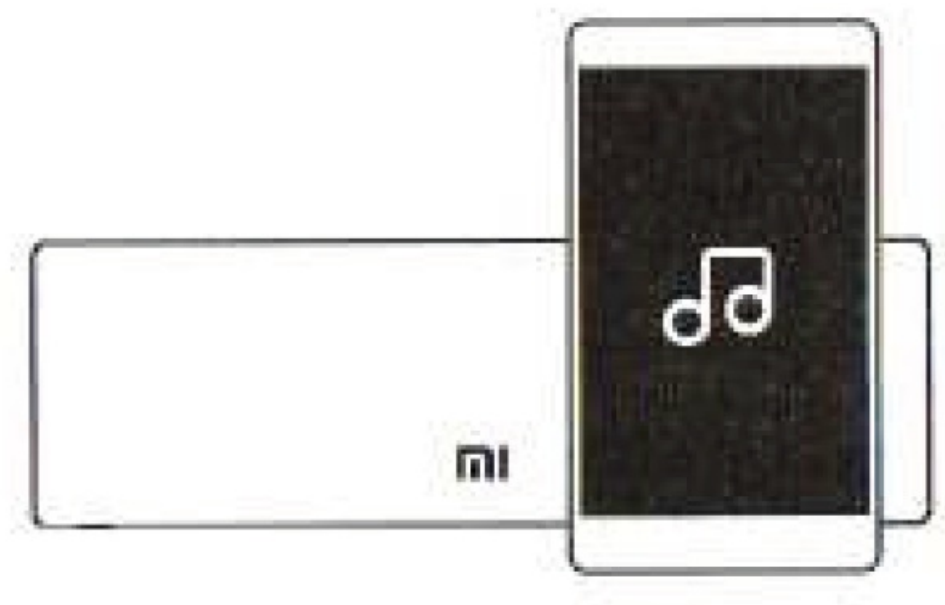
Press and hold for 2 seconds «Start/ Stop» button, Mi Bluetooth speaker will search for devices using Bluetooth. Its only way to connect to speaker.

Charging the device

When charging the speaker, the red LED indicator will flash. After full charging of the device, red light will disappear. During charging, volume of music will be decreased.

Play music via Bluetooth

After pairing speaker with a phone, a last one becomes a mean to adjust the volume, and Mi Bluetooth speaker becomes a phone speaker.



Play music via 3.5 mm AUX jack

Play music via special connection cable with 3.5 mm mini-jack If the device is connected simultaneously to play music via Bluetooth, music, which comes via Bluetooth, will play.



Play music via Micro SD slot

Insert Micro SD card and press «Start/ Stop» button, and then music from Micro SD card will play. Supports Micro SD up to 32GB



Incoming calls

If you get an incoming call when your smartphone is connected to speaker, a music will stop and your ringtone will play. Click on « Start/ Stop» button for accep/decline of the call.


Warranty

1. Within 7 days of purchase, in case of problems with the functioning of the device, you can choose a free replacement product, return or repair. If exchange or return the goods, you must provide intact packaging unit.
2. Within 15 days of purchase, in case of problems with the functioning of the device, you can choose a free replacement or repair of the goods. If exchange or return the goods, you must provide intact packaging unit.
3. In the cOurse of one month from the date of purchase, in case of problems with the functioning of the device, you can choose a free repair. If exchange or return the goods, you must provide intact packaging unit.
4. Within 3 months of purchase, in case of problems with the operation of the device and must be repaired, the consumer pays the transport cOsts.
5. During the validity period of warranty, the consumer must have and maintain in good form «device», «receipt» and «Warranty Certificate» (three things without which it is impossible to guarantee a service).

Notice

1. failure to provide initial setup instructions and the installation and use of the device;
2. problems caused by unauthorized maintenance in service centers;
3. damage caused under force majeure circumstances;
4. damage arising from the use of an aggressive cleaning solvent, if the device was a long time on direct sunlight or in a cold room 20C--+50C); problems arising from getting wet or drop the device;
5. lack of warranty card or invoice.

Documents / Resources



[xiaomi MDZ-26-DB Mi Bluetooth Speaker](#) [pdf] User Guide
MDZ-26-DB, Mi Bluetooth Speaker, MDZ-26-DB Mi Bluetooth Speaker, Bluetooth Speaker, Speaker