



Xiaomi CS6 Mi Bluetooth Headset User Manual

[Home](#) » [Xiaomi](#) » [Xiaomi CS6 Mi Bluetooth Headset User Manual](#) 

Xiaomi CS6 Mi Bluetooth Headset User Manual

Mi Bluetooth Headset

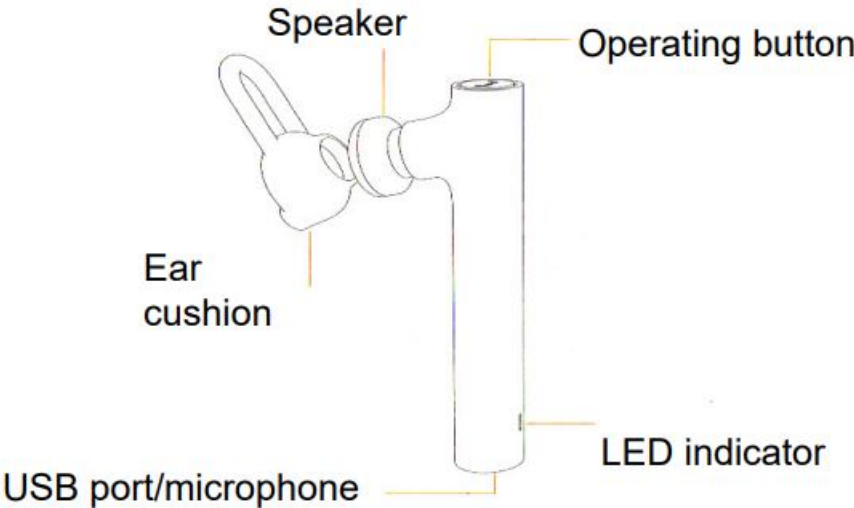
Large ear
cushions



Medium-
sized ear
cushions



Small ear
cushions

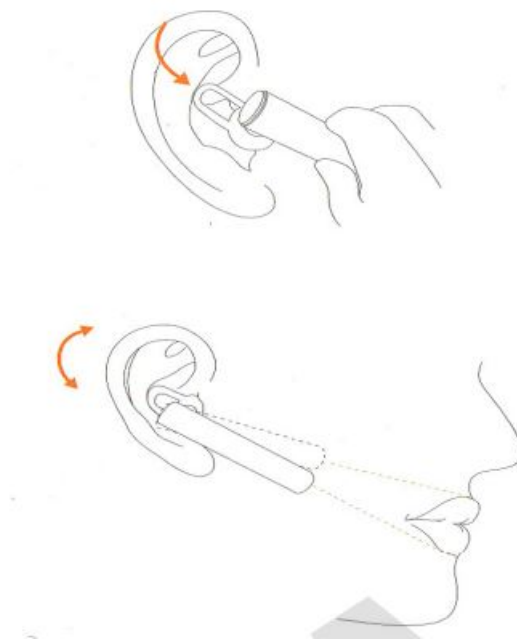


Contents

- [1 Usage](#)
- [2 Painting with a phone](#)
- [3 Charging](#)
- [4 Main functions](#)
- [5 Documents / Resources](#)
- [6 Related Posts](#)

Usage

A medium-sized ear cushions used by most of people. It is recommended to start to use the headset with the ear cushions of medium size.



Slightly plug a speaker into ear until it stuck still A microphone should be placed toward the mouth.

Painting with a phone

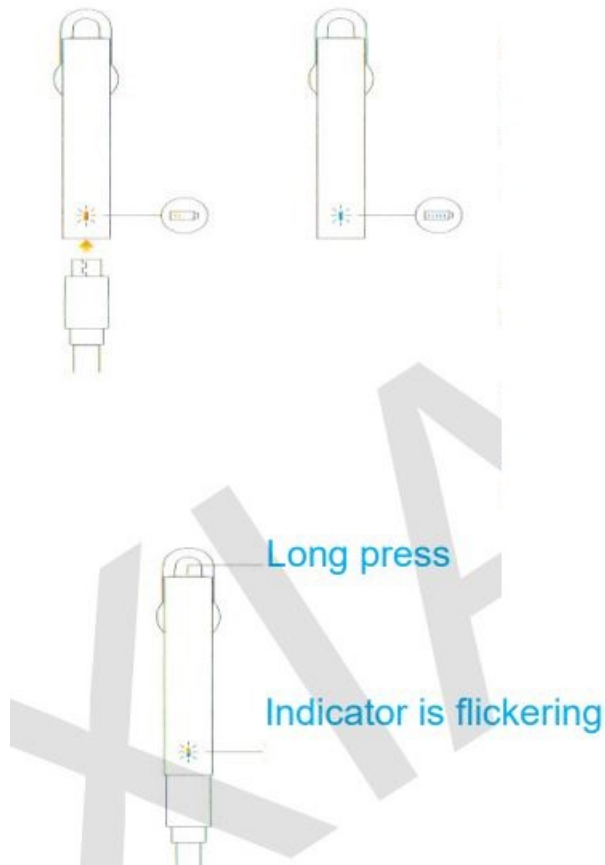


Press and hold the control button to open a window on the status of your phone with a headset interface (flashing blue LED).

First pair your phone with a headset opens a window on the status of a phone connection to the headset. In the future, after a long press of a button on the headset once the blue indicator light flashes, indicating that a phone is connected to the headset.

Locate Bluetooth device «Mi headset» and click it to pair.

Charging



On a low battery, the headset indicator may light s and a reminder appears in your phone.

Restoring the factory settings:

During charging, press and hold control button until red indicator lights

Main functions

Answer to call


On incoming call (blue indicator is flickering), press control button



Decline a call

On incoming call (blue indicator is flickering), long press control button

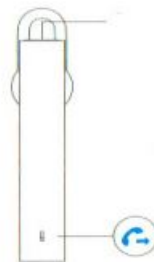
Long press



Quick dial last call

Press control button twice


Double press



Enable silent mode


During a call press control button twice

Double press



xiaomi-mi.com

Documents / Resources



[Xiaomi CS6 Mi Bluetooth Headset](#) [pdf] User Manual
CS6, Mi Bluetooth Headset