



Xiaomi 6934177714139 Mi Temperature and Humidity Monitor 2 User Manual

[Home](#) » [Xiaomi](#) » Xiaomi 6934177714139 Mi Temperature and Humidity Monitor 2 User Manual

Contents [[hide](#)]

- 1 [Xiaomi 6934177714139 Mi Temperature and Humidity Monitor 2](#)
- 2 [Product Overview](#)
- 3 [Accessory](#)
- 4 [Installation](#)
- 5 [Display Description](#)
- 6 [Symbol Instructions](#)
- 7 [Low Battery Notification](#)
- 8 [Smart Connection](#)
- 9 [Restoring Factory Settings](#)
- 10 [Daily Care & Maintenance](#)
- 11 [Precautions](#)
- 12 [Specifications](#)
- 13 [WARRANTY NOTICE](#)
- 14 [Documents / Resources](#)
 - 14.1 [References](#)
- 15 [Related Posts](#)



Xiaomi 6934177714139 Mi Temperature and Humidity Monitor 2



Product Overview

Front

Top Ventilation Holes

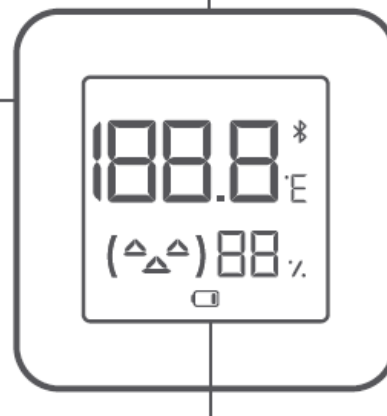
Note:

Do not obstruct the ventilation holes when installing or using the monitor.

Lanyard Hole

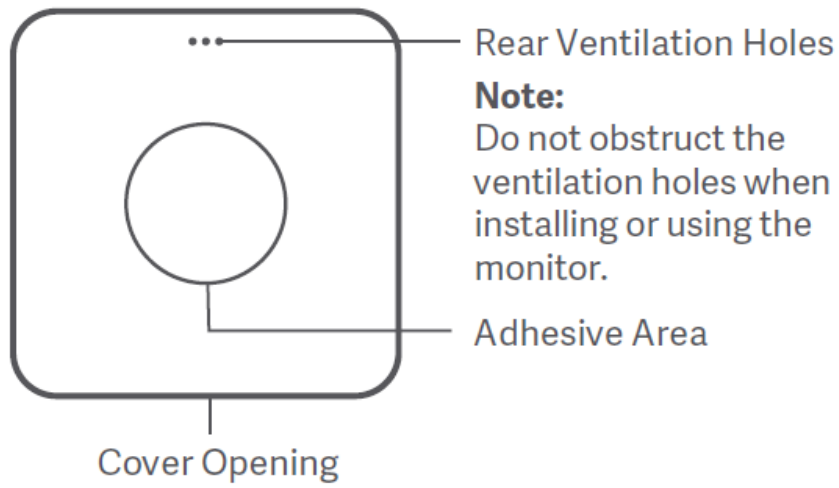
Note:

To use the lanyard hole, remove the back cover of the monitor first.



Display

Rear



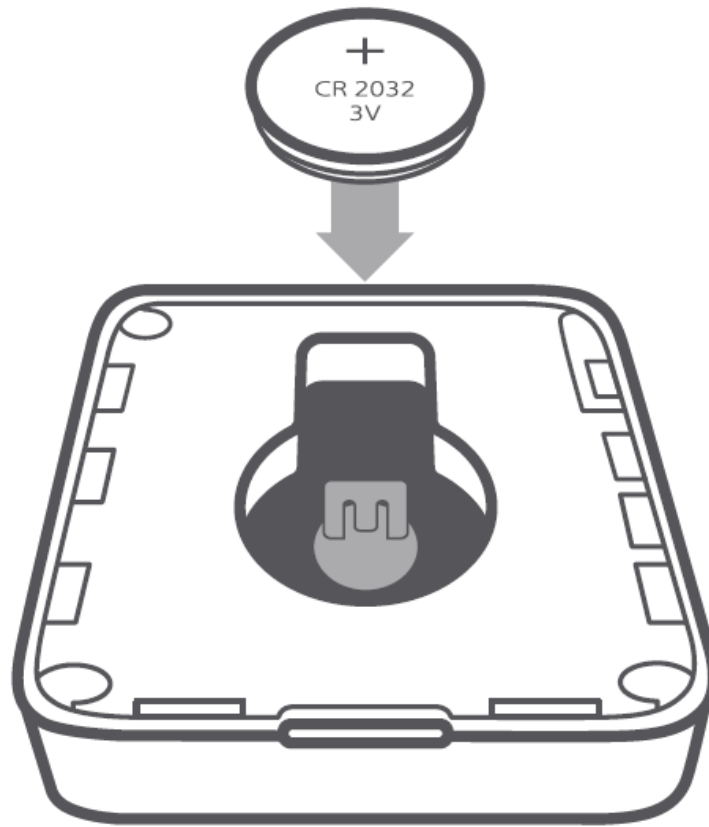
Accessory



Installation

Installing the Battery

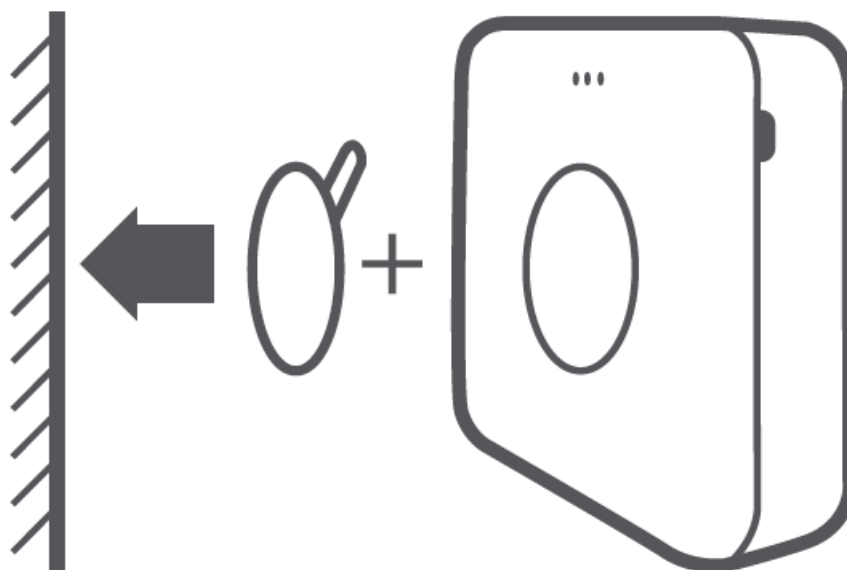
Remove the cover from the cover opening of the monitor, and place a CR2032 battery with the positive (+) side facing upwards, then reinstall the cover.



Note: Battery is not included and sold separately.

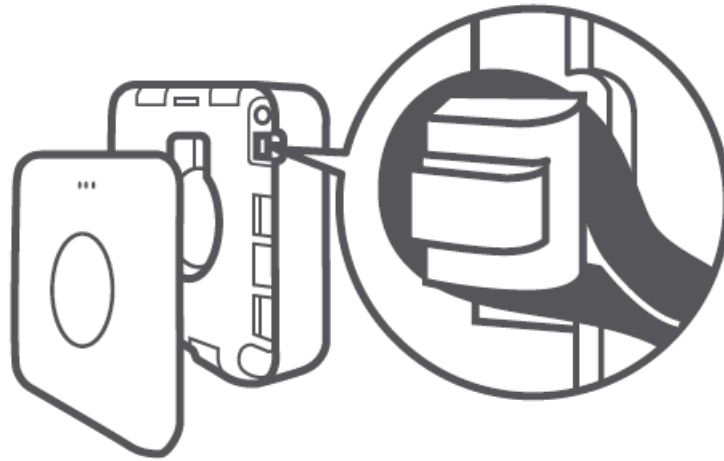
You can use and install your monitor in the following ways:

- Placing: Directly place the monitor on the surface of the furniture such as the table, bookshelf.
- Using the adhesive sticker: Remove the release liner from one side of the adhesive sticker to stick it on the back of the monitor, then remove the release liner from the other side to stick it at the desired place on the wall.

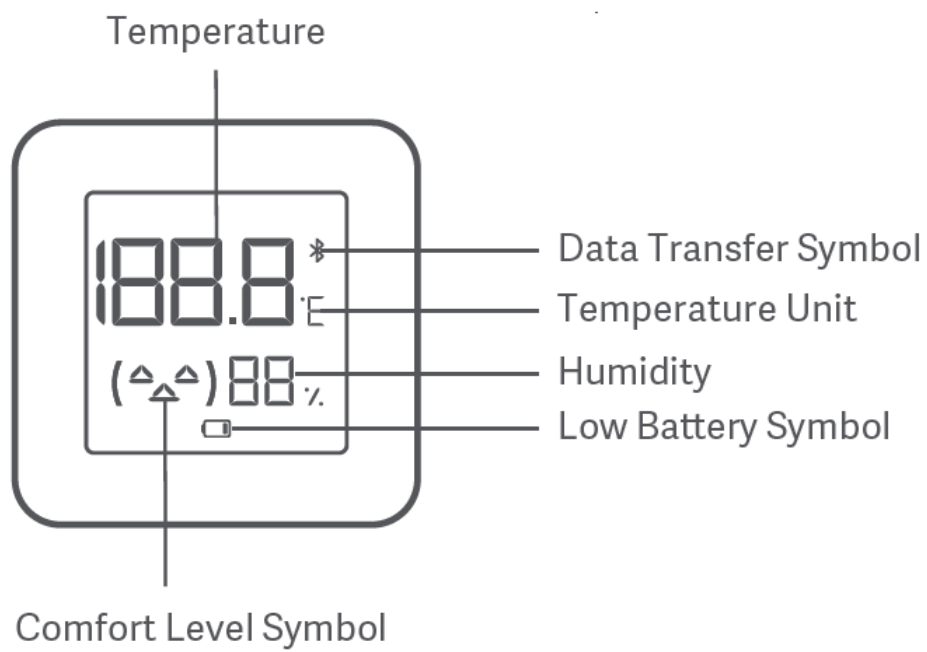


- Hanging: Remove the back cover of the monitor, and lead the lanyard's loop through the hole and around the hook. Reinstall the back cover, then hang the monitor.

Note: Lanyard is not included and sold separately.



Display Description

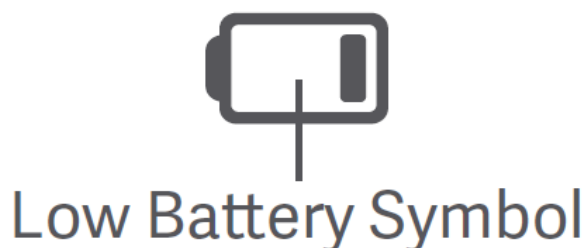


Symbol Instructions

Temperature			
	Less than 19°C	Between 19°C and 27°C	More than 27°C
Humidity			
Less than 20%	(- ^ -)	(- ^ -)	(- ^ -)
Between 20% and 85%	(- ^ -)	(^ ^) —	(- ^ -)
More than 85%	(- ^ -)	(- ^ -)	(- ^ -)

Low Battery Notification

When the battery is at a low level, this symbol appears on the display. Please replace the battery.



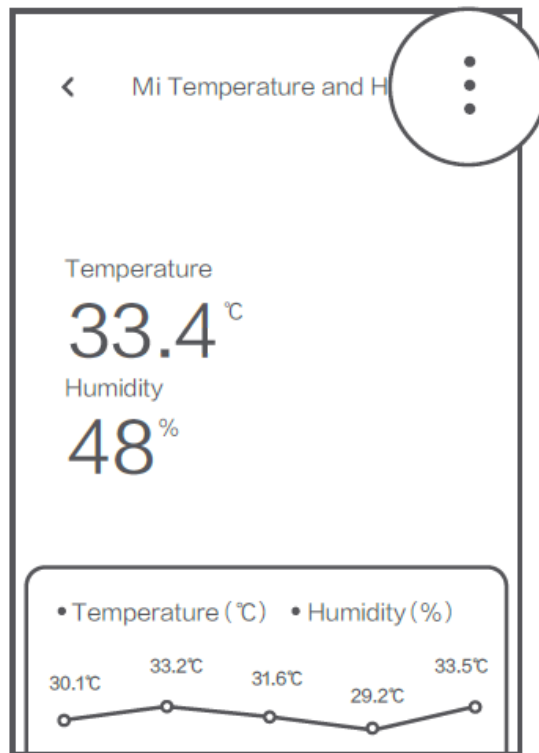
Smart Connection

Connect with Mi Home/Xiaomi Home App This product works with Mi Home/Xiaomi Home app *. Control your device, and interact it and other smart home devices with Mi Home/Xiaomi Home app. Scan the QR code to download and install the app. You will be directed to the connection setup page if the app is installed already. Or search “Mi Home/Xiaomi Home” in the app store to download and install it. Open Mi Home/Xiaomi Home app, tap “+” on the upper right, and then follow prompts to add your device. The app is referred to as Xiaomi Home app in Europe (except for Russia). The name of the app displayed on your device should be taken as the default.

Note: The version of the app might have been updated, please follow the instructions based on the current app version.

Connect with Other Devices

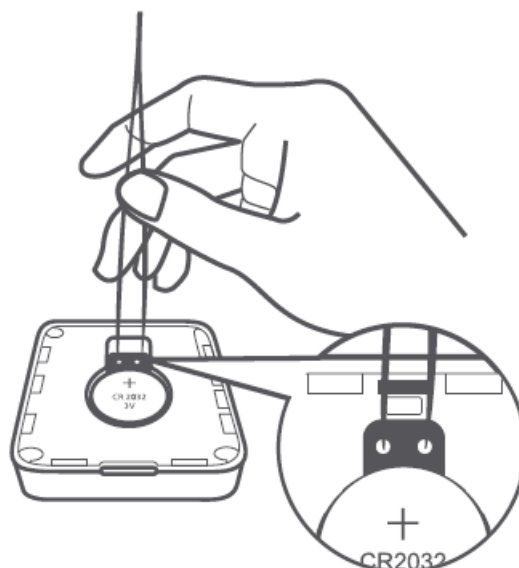
Make sure your temperature and humidity monitor is connected with Mi Home/Xiaomi Home app. Tap ” ” on the upper right corner of the monitor’s user interface, then follow the on-screen instructions to connect with other smart devices.



Note: The monitor can only connect with these devices supporting the function of Mi Bluetooth Gateway. Please contact the customer service for detailed information.

Restoring Factory Settings

Remove the back cover when the monitor is working normally, and use a conductive material to connect the two contact points above the battery for about 5–8 seconds. Once the monitor restarts, the factory settings have been restored and previously saved data has been cleared.



Daily Care & Maintenance

- Please prevent water from getting into the monitor when cleaning it.
- When the surface of the monitor is dirty, it can be wiped clean using a damp soft cloth with some neutral detergent.

Precautions

- Do not immerse the ventilation holes into any liquid.
- Do not remove the monitor from a wall with force if it is attached with the adhesive sticker, so as to avoid damage to the wall or the monitor.
- This monitor is not suitable for use in environments with temperatures below 0°C. Please keep it away from harsh environments with high temperatures or high humidity.
- This monitor is designed to facilitate a healthy lifestyle, but should not be used as a measuring tool.

Specifications

- **Name:** Mi Temperature and Humidity Monitor 2
- **Model:** LYWSD03MMC
- **Materials:** ABS & PMMA
- **Dimensions:** 43 × 43 × 12.5 mm
- **Net Weight:** 18 g
- **Operating Voltage:** DC 2.5–3 V
- **Battery Type:** CR2032 (Not included)
- **Wireless Connectivity:** Bluetooth 4.2 Bluetooth Low Energy Frequency Range: 2402MHz-2480MHz
- **Temperature Measurement Range:** 0°C to 60°C Temperature Accuracy: ± 0.1°C
- **Humidity Measurement Range:** 0–99% RH
- **Humidity Accuracy:** ± 1% RH

Note: Illustrations of product, accessories, and user interface in the user manual are for reference purposes only. Actual product and functions may vary due to product enhancements.

Hereby, MiaoMiaoCe Technology (Beijing) Co., Ltd. declares that the radio equipment type LYWSD03MMC is in compliance with Directive 2014/53/EU. The full text of the EU declaration of conformity is available at the following internet address: <http://www.mi.com/global/service/support/-declaration.html> All products bearing this symbol are waste electrical and electronic equipment (WEEE as in directive 2012/19/EU) which should not be mixed with unsorted household waste. Instead, you should protect human health and the environment by handing over your waste equipment to a designated collection point for the recycling of waste electrical and electronic equipment, appointed by the government or local authorities. Correct disposal and recycling will help prevent potential negative consequences to the environment and human health. Please contact the installer or local authorities for more information about the location as well as terms and conditions of such collection points. Please take attention that changes or modification not expressly approved by the party responsible for compliance could void the user's authority to operate the equipment. This device complies with Part 15 of the FCC Rules. Operation is subject to the following two conditions:


1. This device may not cause harmful interference, and
2. This device must accept any interference received, including interference that may cause undesired operation.

WARRANTY NOTICE

As a Xiaomi consumer, you benefit under certain conditions from additional warranties. Xiaomi offers specific consumer warranty benefits which are in addition to, and not instead of, any legal warranties provided by your national consumer law. The duration and conditions related to the legal warranties are provided by respective local laws. For more information about the consumer warranty benefits, please refer to Xiaomi's official website <https://www.mi.com/en/service/warranty/>. Except as prohibited by laws or otherwise promised by Xiaomi, the

after-sales services shall be limited to the country or region of the original purchase. Under the consumer warranty, to the fullest extent permitted by law, Xiaomi will, at its discretion, repair, replace or refund your product. Normal wear and tear, force majeure, abuse or damage caused by the user's negligence or fault are not warranted. The contact person for the after-sale service may be any person in Xiaomi's authorized service network, Xiaomi's authorized distributors or the final vendor who sold the products to you. If in doubt please contact the relevant person as Xiaomi may identify. The present warranties do not apply in Hong Kong and Taiwan. Products which were not duly imported and/or were 10 not duly manufactured by Xiaomi and/or were not duly acquired from Xiaomi or a Xiaomi's official seller are not covered by the present warranties. As per applicable law you may benefit from warranties from the non-official retailer who sold the product. Therefore, Xiaomi invites you to contact the retailer from whom you purchased the product.

Documents / Resources

	Xiaomi 6934177714139 Mi Temperature and Humidity Monitor 2 [pdf] User Manual 6934177714139, Mi Temperature and Humidity Monitor 2, Humidity Monitor 2
---	--

References