


xfinity XBBL Battery Backup Device User Guide

[Home](#) » [Xfinity](#) » xfinity XBBL Battery Backup Device User Guide 

xfinity XBBL Battery Backup Device User Guide

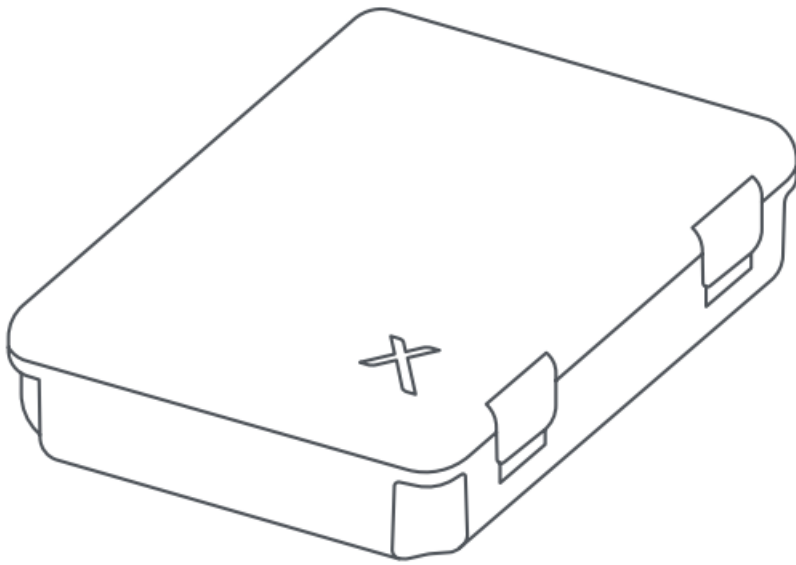


Contents

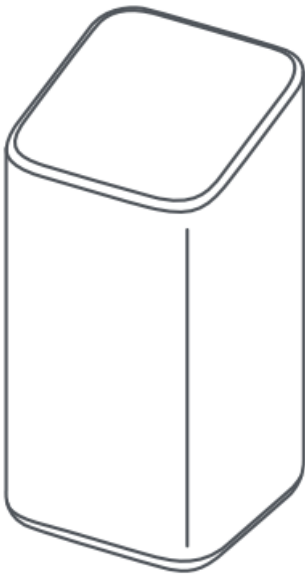
- [1 Package Content](#)
- [2 Instruction](#)
- [3 Documents / Resources](#)
 - [3.1 References](#)
- [4 Related Posts](#)

Package Content

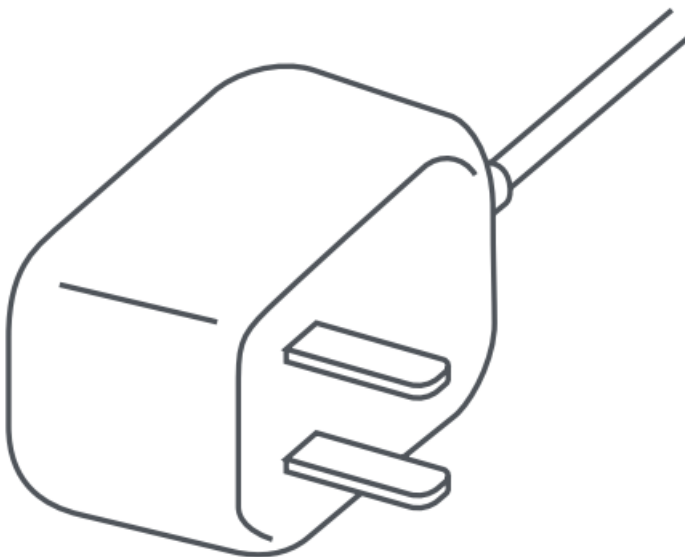
- Voice battery casing



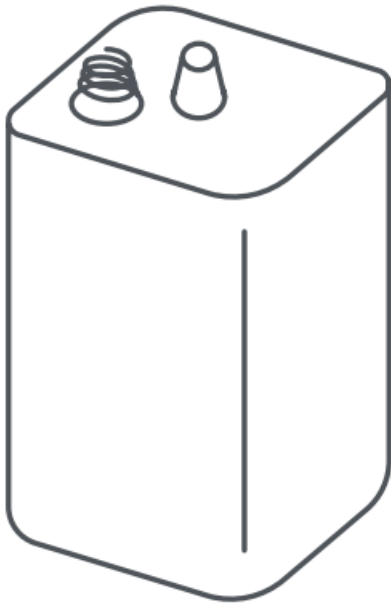
- **Advanced gateway** Xfinity 3rd-generation gateways and above. Not included



- **Power adapter** Comes with the gateway. Not included

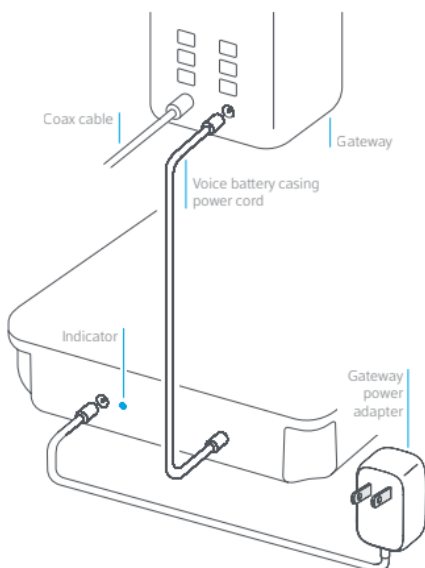


- **6V batteries** Needs to be purchased separately. Not included



Instruction

1. Visit batteryjunction.com/gateway-battery.html for a list of approved batteries. Purchase them online or at a local retail store and install the six 6V lantern batteries into your Voice battery casing. The instruction to install the battery is also available on the above site.
2. Connect the Voice battery casing power cord to your Gateway's power port. Be sure to close the cover for the Casing. Both the Gateway and Casing should be placed in a dry location away from any heat sources.
3. Plug the Gateway power adapter into the Voice battery casing and an electrical outlet.
4. When ready, the Indicator will turn to steady blue and you will hear a beep.



Blinking blue/green
[Booting/pairing]



Steady blue
[Ready to use]

For safety and FCC information and to learn more about this voice Battery casing, visit xfinity.com/voicebattery

We speak your language.

For English and Spanish, give us a call at: 1-800-XFINITY For Chinese, Korean, Vietnamese, Tagalog: 1-855-955-2212

Explore accessibility features. Closed captioning, voice guidance and more at xfinity.com/support/accessibility

Federal Communication Commission Interference Statement

This equipment has been tested and found to comply with the limits for a Class B digital device, pursuant to Part 15 of the FCC Rules. These limits are designed to provide reasonable protection against harmful interference in a residential installation. This equipment generates, uses and can radiate radio frequency energy and, if not installed and used in accordance with the instructions, may cause harmful interference to radio communications. However, there is no guarantee that interference will not occur in a particular installation. If this equipment does cause harmful interference to radio or television reception, which can be determined by turning the equipment off and on, the user is encouraged to try to correct the interference by one of the following measures:

- Reorient or relocate the receiving antenna.
- Increase the separation between the equipment and receiver.
- Connect the equipment into an outlet on a circuit different from that to which the receiver is connected.
- Consult the dealer or an experienced radio/TV technician for help.

FCC Caution: Any changes or modifications not expressly approved by the party responsible for compliance could void the user’s authority to operate this equipment.


This device complies with Part 15 of the FCC Rules. Operation is subject to the following two conditions: (1) This device may not cause harmful interference. and (2) this device must accept any interference received, including interference that may cause undesired operation.

IMPORTANT NOTE: Radiation Exposure Statement: This equipment complies with FCC radiation exposure limits set forth for an uncontrolled environment. This equipment should be installed and operated with minimum distance 20cm between the radiator & your body.


This transmitter must not be co-located or operating in conjunction with any other antenna or transmitter.

Country Code selection feature to be disabled for products marketed to the US/CANADA

Documents / Resources

	xfinity XBBL Battery Backup Device [pdf] User Guide XBBL, P27-XBBL, P27XBBL, XBBL Battery Backup Device, XBBL, Battery Backup Device
---	---

References

-  [Xfinity Voice Battery Casing Replacement Batteries](#)
- site [Webhosting en domeinnaam, alles-in-één - Site.nl](#)
-  [Accessibility Help and Support | Xfinity by Comcast](#)
-  [How To Buy a Phone Modem Battery Case for Your Xfinity Voice Service - Xfinity Support](#)

Manuals+.