



XECH ELLIPSE Bluetooth Speaker with Digital Clock and Alarm User Manual

[Home](#) » [XECH](#) » XECH ELLIPSE Bluetooth Speaker with Digital Clock and Alarm User Manual 

Contents

- 1 XECH ELLIPSE Bluetooth Speaker with Digital Clock and Alarm
- 2 OUR VISION
- 3 DESCRIPTION
- 4 SPECIFICATIONS
- 5 FEATURES
- 6 PRODUCT GUIDE
- 7 OPERATING GUIDE
- 8 CUSTOMER SUPPORT
- 9 SCAN TO REGISTER WARRANTY
- 10 WARRANTY
- 11 WARRANTY
- 12 Documents / Resources
 - 12.1 References



XECH ELLIPSE Bluetooth Speaker with Digital Clock and Alarm

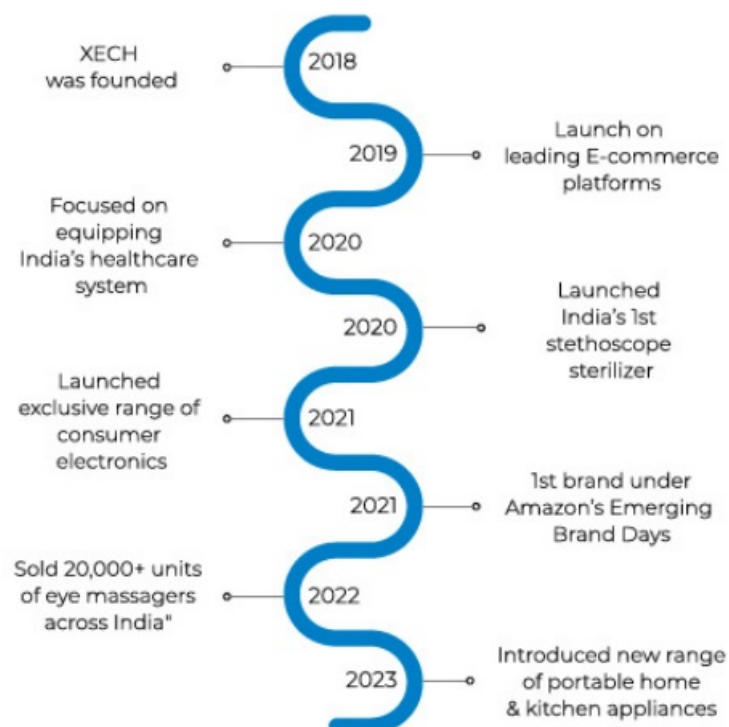


Thank You!
For choosing our Product

XECH (/ˈzek/) is an Indian brand headquartered in Mumbai. Founded in 2018, XECH's R&D Innovation Centre specializes in creating cutting-edge electronics and new-age appliances. This allows XECH to truly be a multi-category brand.

OUR VISION

We believe in Technocracy & that the world can become a happier & better place with the power of technology & design! Most brands are focusing on profit; we focus on technological happiness to change the world.













DESCRIPTION

Introducing the XECH Ellipse, a fusion of sound, time, and functionality for the multi-tasking maestros. This sleek and compact wireless marvel combines a SW speaker, digital clock, and alarm. Immerse yourself in high-quality audio, stay organized, and wake up on time. With wireless connectivity, TWS mode, USB C charging, and a host of features, the Ellipse speaker delivers minimalist elegance while enhancing productivity and providing a seamless audio experience.

SPECIFICATIONS

- **Speaker Wattage:** SW
- **Impedance:** 4 Ohms
- **Driver Size:** 40mm
- **Frequency:** 75Hz – 1000Hz
- **Play Time:** 6 Hours
- **Bluetooth Version:** 5.3v
- **Transmission Distance:** 70-30 meters
- **Signal to Noise Ratio:** >80dB
- **Distortion:** <7%
- **Input:** USB C






FEATURES

 5W Wireless Speaker	 Dual Slot Pen Stand
 Digital Clock	 TWS Mode
 Alarm Reminder	 Bluetooth V5.2
 Mirror Finish Clock Face	 USB C Charging
 Phone Stand	 Through Charge

PRODUCT GUIDE

1. Alarm

2. Connectivity
3. Clock Face
4. Battery Indicator
5. Control Panel

-  Mode
-  Snooze/Volume Decrease/ Previous Track/ Decrease Clock Time
-  Play/ Pause/ Alarm Clock/ Answer/ Reject / Redial
-  Volume Increase / Next Track / Increase Clock Time
-  On/ Off/ Connectivity/ Clock Face On/ Off

6. Pen Stand
7. Speaker
8. Retractable Phone Dock
9. Microphone
10. Charging Port

OPERATING GUIDE

HOW TO SET THE TIME?

Long press the mode button on the control panel to enter the time settings. To adjust the time toggle between the increase / decrease clock time button. Click the alarm button to toggle between the minutes & hours. Press the play button to confirm the settings.

HOW TO SET THE ALARM?

Double click the alarm button to set the alarm. The numbers will start blinking. Short press the +/- buttons to adjust the time. Click the alarm button to toggle between the minute & hours. Please press the play button to lock & confirm it.

HOW TO STOP THE ALARM?

Press the play button to turn off the alarm for the day. The alarm will again ring after 24 hours.

HOW TO DEACTIVATE THE ALARM COMPLETELY?

Long press the play button to turn off the alarm completely.

HOW TO USE THE SNOOZE BUTTON?

When the alarm is ringing, please press the volume – button to enter snooze. This will give you an additional 5 minute worth of sleep. Please note that the snooze function is designed to work 3 times in a row.

HOW TO PAIR THE SPEAKER?

The speaker instantly enters wireless mode as soon as you turn it on. To turn the speaker on, please long press the play button. Open the Bluetooth settings in your smartphone and search for “XECH Ellipse” & click pair.

HOW TO CONNECT TWS?

When 2 Ellipse are turned on simultaneously, they automatically pair with each other .. Long press & hold the play button. You will hear a voice prompt, indicating that the connection is successful. You will now need to pair the speaker. Open the Bluetooth settings in your smartphone and search for “XECH Ellipse” & click pair.

HOW TO TURN THE CLOCK FACE OFF?

Double-click the minus key to turn off the clock face. This helps to save power when you don't want to use Ellipse as a clock.

HOW TO USE THE CALLING FUNCTION?

Pair Ellipse with your smartphone. To answer a call, press the call button. To end the call, long press the call button. Double press the call button to redial.

HOW TO USE THE PHONE STAND?

The speaker comes with a retractable dock to hold your phone. Gently pull of the retractable phone dock and place your phone in landscape orientation to enjoy an immersive content-viewing experience.

HOW TO USE THE PEN STAND?

The speaker has a seamless flap located on the top. Gently pull the flap open where you will see 2 slots to keep your pens/ pencils.

CUSTOMER SUPPORT

If you have any queries, please feel free to reach out to our customer support team. We will gladly assist you.

Email – support@xech.com

Whatsapp – +91 88288 44466

SCAN TO REGISTER WARRANTY

Scan the alongside QR code to register for warranty. If you face any issues in registering the warranty, please get in touch with our customer support team by writing to us at support@xech.com and we will gladly assist you.



This product should not be thrown away with regular trash at the end of its useful life. It must be disposed at a central point for recycling of electric and electronic domestic appliances. This symbol on the appliance, instruction manual and packaging is meant to warn you. The materials used in this appliance can be recycled.

WARRANTY

XECH warrants that the product will be free from any manufacturing defects & takes responsibility in case the device fails to function for a period of one year from the date of the original invoice.

The warranty period validity is also subject to the following conditions:


- The customer has to register the warranty for the product on <https://xech.com/pages/warranty> within 15 days from the date of purchase.
- The product is not given to some external repair personnel.
- It is only valid in the Indian Subcontinent.
- If the device is not immersed in water. It also does not cover natural wear & tear or rough usage.
- If the instruction manual is not followed & the device is not used in an improper manner.
- If the device is not used for its stated functionality. If the device is not used by children below 3 years or someone incapable or using the device.

- The customer can claim warranty by visiting our website www.xech.com or contacting our customer support team by writing to us at support@xech.com.

WARRANTY

- Purchasing Date:
 - Invoice No:
 - Dealer Information:
-

Documents / Resources

	XECH ELLIPSE Bluetooth Speaker with Digital Clock and Alarm [pdf] User Manual ELLIPSE, ELLIPSE Bluetooth Speaker with Digital Clock and Alarm, Bluetooth Speaker with Digital Clock and Alarm, Speaker with Digital Clock and Alarm, Digital Clock and Alarm, Clock and Alarm, Alarm
---	---

References

- [User Manual](#)