



## X-rite NetProfiler Software User Guide

[Home](#) » [x-rite](#) » X-rite NetProfiler Software User Guide 

### X-rite NetProfiler Software



## Contents

- 1 Quick Start Guide
- 2 What is New with NetProfiler Online and v3.5.0
  - 2.1 No More NetProfiler User IDs or Organizations
  - 2.2 NetProfiler Online
  - 2.3 NetProfiler Desktop Update
  - 2.4 NEW NetProfiler Reporting
  - 2.5 Upgrade to X-Rite Link – advanced reporting
- 3 Documents / Resources
  - 3.1 References
- 4 Related Posts

## Quick Start Guide

- The latest NetProfiler Version now uses your My X-Rite account credentials to login.
- You will be guided through the process if you need to create one or if a password reset is needed.
- There is no need for user IDs, organizations, or device assignment anymore. You can use any device connected.
- Then you have the choice to use NetProfiler Online through a browser (only eXact Family devices support at the moment) or just update your desktop NetProfiler software to 3.5.0 (or newer). Both available under <https://netprofiler.xrite.com/>
- If you use the Online Version, you need to install Autura NEX for the connection between your device and the browser. You will be guided through the process.  
If you need your IT to install it before you get started, here is the download link  
<https://www.xrite.com/service-support/product-support/formulation-and-gcsoftware/netprofilersoftware>
- The NetProfiler process itself stays the same. We updated the infrastructure in the background to be more secure, more reliable and to offer more detailed reporting.
- Please also refer to the system requirements on the website, to make sure your IT can adjust any access restrictions.

## What is New with NetProfiler Online and v3.5.0

### No More NetProfiler User IDs or Organizations

NetProfiler User IDs and Organizations have been replaced with My X-Rite credentials. With NetProfiler Online or v3.5.0 (or newer) you will need to login with your My X-Rite credentials. These provide a more secure authentication. No NetProfiler assignment required to profile a device. You can profile any device that is connected.

What Now? NetProfiler Organizations have been replaced with X-Rite Link advanced reporting. Monitor your fleet of devices across several locations now by using X-Rite Link. See details below to learn more about what X-Rite Link has to offer.

### NetProfiler Online

Online profiling is available for eXact Family devices. Profile eXact gen 1 devices in half the time, the eXact 1

device will now be profiled for M0, M1 part2, M2, M3 simultaneously (same as for eXact 2), no more moving the physical switch to profile M1 part 1 separately.

For device connection to the browser, you must download and install Autura NEX. Once started, it runs in the background, this application allows the device to send measurements to the web browser.

Note: Devices that are not updated for simultaneous M1 part 2 measurements yet or if you explicitly want to profile M1 part 1, please continue to use the desktop version of NetProfiler and upgrade to the latest version 3.5.0 (or newer).

### **NetProfiler Desktop Update**

All other devices are still supported by the desktop version of NetProfiler. The desktop application has also been updated to improve performance with the database and to allow for improved reporting. It will continue to work offline if required. Improved reporting is available through NetProfiler online.

### **NEW NetProfiler Reporting**

The NetProfiler Reporting has been updated to help teams monitor the devices that they have profiled. You will now be able to view the status of the devices that you profile on NetProfiler Online or v3.5.0 (or newer). You can see the status of the profiles for all devices, what devices have expired profiles or are expiring soon and need attention.

\*You will only see the status of the devices you have profiled with your own My X-Rite credentials. If you want to manage your fleet across several locations, you can through X-Rite Link.

### **Upgrade to X-Rite Link – advanced reporting**

Do you manage a fleet of devices across several locations? X-Rite Link is the perfect solution.


Get access to X-Rite Link for all profiled devices! (Using NetProfiler online or v3.5.0 or newer) Receive real-time insight into your entire fleet of devices to reduce manual management, ensure optimal device performance, and streamline the service process. After profiling devices with the new NetProfiler software, you will be able to import those devices into X-Rite Link.

### **NetProfiler Statistics Dashboard in X-Rite Link will help you:**



- Quantify inter-instrument agreement improvement
- Identify devices that require attention
- Download certificates of performance

Visit [xrite.com/xrite-link](https://xrite.com/xrite-link) for more information.



 <p><b>Quick Start Guide</b></p> <ul style="list-style-type: none"> <li>1. Read the entire manual before using the software.</li> <li>2. The software is designed to be used on a Windows operating system.</li> <li>3. The software is designed to be used on a Windows operating system.</li> <li>4. The software is designed to be used on a Windows operating system.</li> <li>5. The software is designed to be used on a Windows operating system.</li> <li>6. The software is designed to be used on a Windows operating system.</li> <li>7. The software is designed to be used on a Windows operating system.</li> <li>8. The software is designed to be used on a Windows operating system.</li> <li>9. The software is designed to be used on a Windows operating system.</li> <li>10. The software is designed to be used on a Windows operating system.</li> </ul> <p><b>What is new with NetProfiler Online and v3.0</b></p> <p><b>NetProfiler Online</b></p> <p><b>NetProfiler Desktop</b></p> <p><b>NetProfiler Training Series</b></p>	<h2>X-rite NetProfiler Software [pdf] User Guide</h2> <h3>NetProfiler Software, NetProfiler, Software</h3>
-----------------------------------------------------------------------------------------------------------------------------------------------------------------------------------------------------------------------------------------------------------------------------------------------------------------------------------------------------------------------------------------------------------------------------------------------------------------------------------------------------------------------------------------------------------------------------------------------------------------------------------------------------------------------------------------------------------------------------------------------------------------------------------------------------------------------------------------------------------------------------------------------------------------------------------------------------------------------------------------------------------------------------------------------------------------------------------------------------------------------------------------	------------------------------------------------------------------------------------------------------------

References

-  [X-Rite Link Device Dashboard | Achieve Optimal Performance| X-Rite](#)
-  [NetProfiler](#)